



DESCRIPTION

AMCOM's AM011408LN-P1 is a broadband Low Noise Amplifier module. It is designed for general purpose applications. It operates from 100 MHz to 1400 MHz with Noise Figure of 0.8 dB and small signal gain of 20 dB. The module operates using a 7-15V supply and uses SMA connectors for input and output. This amplifier module is compact at 1.25" (L) x 1.25" (W) x 0.563" (H).



FEATURES

- Frequency Range: 100-1400MHz
- Gain: 20dB
- P1dB: +17dBm
- IP3: +35dBm
- Noise Figure: 0.8dB
- DC Power: 7 - 15V
- SMA Connector

APPLICATIONS

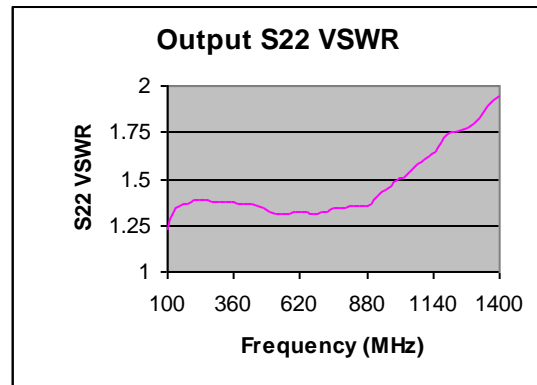
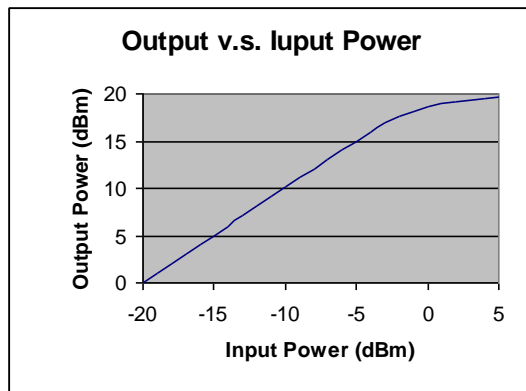
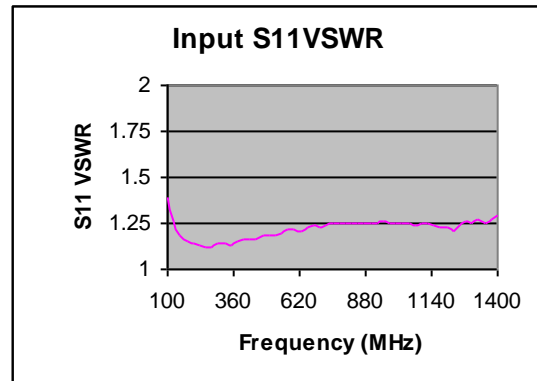
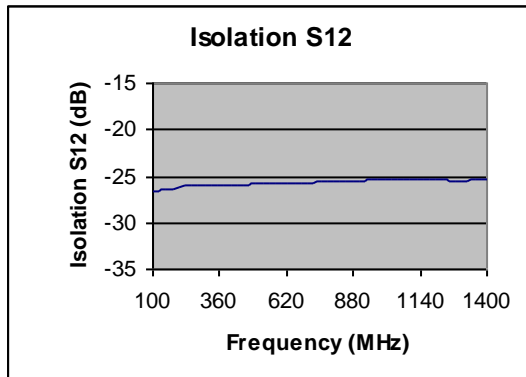
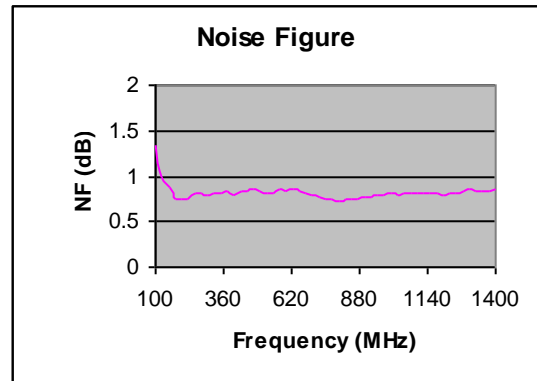
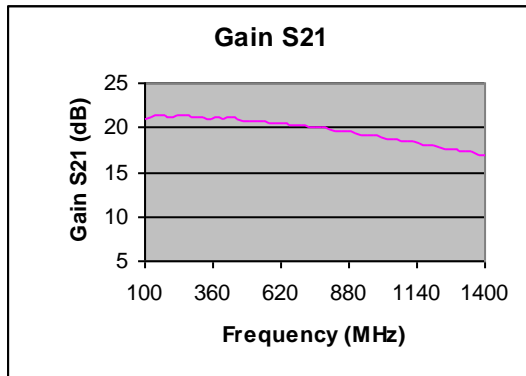
- Wireless Infrastructure
- Military & Aerospace
- Test and Measurement

Performance measured @ 700MHz

Electrical Specifications @ +25 °C

Parameter	Unit	Minimum	Typical	Maximum
Frequency Range	MHz	100		1400
Gain				
f = 100MHz	dB		21	
f = 700MHz	dB	19	20	
f = 1000MHz	dB		19	
f = 1400MHz	dB		16.5	
P _{1dB}	dBm		+17	
IP3	dBm		+35	
Noise Figure	dB		0.8	
Reverse Isolation	dB		-25	
VSWR				
Input VSWR			1.25:1	
Output VSWR			1.35:1	
DC Power Supply	V	7	12	15
Supply Current	mA		75	

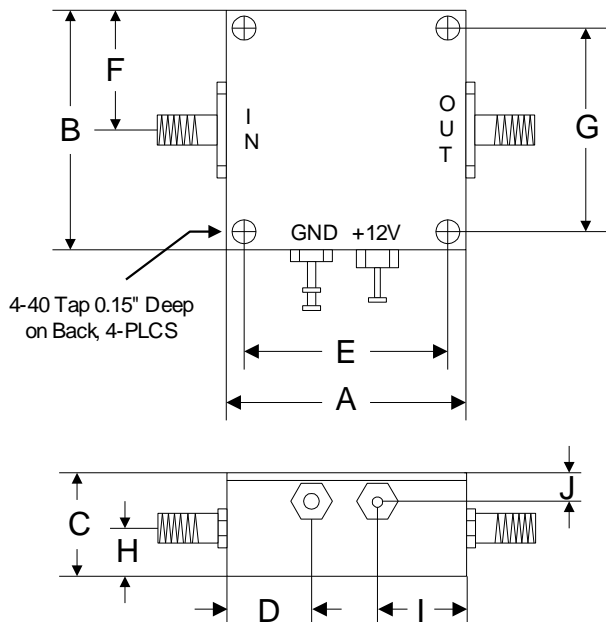
Typical Performance @ +25 °C



Absolute Maximum Ratings

Parameter	Absolute Maximum
RF Input Power	+13dBm
Supply Voltage	+25V
Operating Temperature	-40 °C to +85 °C
Storage Temperature	-55 °C to +125 °C

Outline



	A	B	C	D	E	F	G	H	I	J
Inch	1.250	1.250	0.563	0.450	1.000	0.625	1.000	0.250	0.500	0.187
mm	31.75	31.75	14.29	11.43	25.40	15.88	25.40	6.35	12.70	4.76