



RIPPA EUROPE • RIPPA Baumaschinen Saarland

Rippa EUROPE ist Ihr zuverlässiger Partner für hochwertige Baumaschinen, die direkt aus unseren Lagern in Bulgarien oder Deutschland lieferbar sind. Als offizieller Vertriebspartner für Rippa- Bagger und -Ausrüstung in Europa garantieren wir eine schnelle Lieferung , wettbewerbsfähige Preise und einen ausgezeichneten Kundenservice.

Unser Team ist bestrebt, innovative, zuverlässige und kostengünstige Lösungen für Ihre Bau- und Landschaftsbauprojekte anzubieten. Mit einem starken Fokus auf Qualität, Effizienz und Kundenzufriedenheit sind wir bestrebt, die besten Maschinen direkt auf den europäischen Markt zu bringen. Entdecken Sie die Leistungsstärke von Rippa Europe – wo Leistung auf Zuverlässigkeit trifft!

Einige Spezifikationen basieren auf technischen Messungen und können von den tatsächlichen Bedingungen abweichen. Die Spezifikationen dienen nur zu Vergleichszwecken und können ohne vorherige Ankündigung geändert werden.

Die Spezifikationen einzelner RIPPA-Geräte variieren aufgrund normaler Abweichungen in Design, Herstellung, Betriebsbedingungen und anderen Faktoren. Einige Bilder von RIPPA-Geräten können optionale Funktionen enthalten und sind nicht auf Standardpakete beschränkt.



Zero tail excavator
1.8 T operating weight



RIPPA EUROPE LLC EOOD

1Racho Dimchev Str.,Eingang A, 1. Stock, Büro 1 • 1000 Sofia, Bulgarien USt.-Id: BG 207936235
Telefon: +359 2492 8550• E-Mail: info@rippa-europe.com • Website: <https://www.rippa-europe.com>

RIPPA Baumaschinen- SAARLAND

Gerüst- und Baumaschinenverleih Krall
HANDWERKLICHE DIENSTLEISTUNGEN

MASCHINEN IMPORT

-TECHNIKER BETRIEB

Ansprechpartner: **Thomas Krall**

Kirchenstraße 75 • 66793 Saarwellingen

Telefon: +49 6838 970747 • Mobil: +49 160 2847285

E-Mail: info@geruest-saarland.de • Website: <https://www.geruest-saarland.de>

USt.-Id.: DE26 3753 031



Rippa Mini Excavator

R18 PRO

Sometimes less is definitely more,
especially if it gets tight.

The R18 PRO redefines the working radius.

MORE PERFORMANCE ON SMALLEST SPACE.

"TheRIPPA Model R18 PRO of Wacker Neuson completely rounds out the spectrum of compact excavators in the weight class between 1-2 tons. In doing so the R18 PRO sets new standards for compactness, performance and weight, but also in terms of easy handling, service access and operating comfort it is taking a new direction. Simply less in top form."



Full operating power on smallest space.
And everything you
need in the tough daily routine.

R18 PRO

Canopy with top window.

So you never lose orientation, especially when loading. The canopy can be easily demounted as needed.

Roof protection net

Tops anti-falling object protection ceiling effectively blocks falling objects, improves work safety, protects operators and equipment, and ensures the safety and stability of the construction environment.

Large volume diesel engine and efficient cooling system.

When you are working, you simply want to work and do so precisely without keeping an eye on the thermometer. 45° surrounding temperature is no reason to do so without performance.

Load-sensing hydraulics system with variable displacement pump.

Guarantees the optimal coordination of all movements and full utilization of the existing performance. This makes easy handling even simpler and increases energy efficiency.

Tight work conditions are its speciality.

The compact dimensions and the robust Zero Tail design make the R18 PRO an extremely agile

Double action additional hydraulic unit as standard equipment. This vastly expands the range of R18 PRO applications.

Four-way high-pressure crushing pipeline

The reserved oil return line for the lawn mower can quickly connect the lawn mower and other hydraulic accessories without additional modification, improving the versatility of the equipment

EASY LOCK – quick hitch system. Ready for any new task within 30 seconds.

Explosion-proof valve

This device prevents the boom from rupturing and causing a sudden drop due to gravity, preventing the boom from falling rapidly and causing damage to the machine.

Different attachments. Because flexibility makes work performance more efficient.

Telescopic undercarriage and folding blades. For high stability and extreme agility even in confined spaces.





R18 PRO

For everyone who wants more output in the heat of the daily action: The engine power of the R18 Pro is the cool sibling of efficiency



The R18 PRO prois a real miracle of power and space. Everything is installed on smallest space here but without leaving power and backup reserves to be missed. This adds to work satisfaction. Because the large volume diesel engine and the new cooling system promise high performance and efficiency also in high surrounding temperatures of up to 45 °C. This way you will always get the best out of any job.




Engine Maintenance has made routine maintenance extremely simple by consolidating primary engine components onto one side for easier access. Engine and other vital components can be inspected quickly and easily.

1 Hydraulics with LUDV – Load Sensing System and variable displacement pump.

This enables finely tuned movements of the excavator and full utilization of the existing performance for easier handling. The combination with the variable displacement pump makes for a very energy efficient system. The R18 PRO quite simply changes your workflow to the better.


2 Longer useful life, cooler and absolutely wear-resistant.

The R18 Pro features an innovative cooling system that ensures extremely high thermal resistance by virtue of a newly developed coolant air circuit. This permits working at full load in surrounding temperatures of up to 45°C. The generally lower temperature level in the entire hydraulics system ensures a longer useful life of all components. The cooler completely made of metal can be accessed easily and with its wide mesh and very stable cooler lamellas it can be cleaned just as easily. This extremely robust design additionally minimizes the risk of damages



R18 PRO

Flexible performance is what matters today on the construction site. Therefore, the R18 PRO is also prepared perfectly for this purpose.



The R18 Pro does not only develop its efficiency on smallest space because of its compact dimensions but foremost due to the combination of its high-performance drive, the innovative hydraulics and its strong arm system. Therefore, we offer the R18 Pro also with two different dipper stick lengths. This is effective digging power on a new and compact level.

Full safety and best protection. The hose guide from the lifting arm to the chassis runs on the inside and is led through a two-piece pivot console. The lifting arm cylinder is positioned on the top side and therefore offers the optimal protection for the piston rod. This way, you are always at work with full safety

Large LCD display, with clear and colorful display, ensures a user-friendly interface, monitors equipment status in real time, and improves work efficiency and safety.

Double bulldozer valve, do not control bulldozer and telescopic, absolutely avoid oil leakage between bulldozer and telescopic

Additional weight in use. The easily mountable counter-weight provides the R18 PRO with additional stability and protection in the rear section.



1 Maximum flexibility on the transport gear:

With an extremely stable telescopic undercarriage even the narrowest of passages become easy as child's play. At the same time, stability is always guaranteed.

2 Robust, practical, folding:

The folding blade expansions that are extremely torsion-resistant ensure easy handling and are installed fixed on the transport gear. They will not be forgotten at the construction site again.



Additional plus in safety. A cylinder guard is added to the cylinder to effectively protect the cylinder.

The forward/reverse hand switching valve
Allows interchangeable arm and boom positions. This standard feature eliminates the need for optional equipment and meets the needs of more customers. The manual switching valve provides more stable performance and a longer service life.

Access panel mold
This allows for quick access to the access panel, greatly improving the convenience of checking the oil dipstick. It also allows for quick operation with both hands and provides a strong seal, preventing heat leakage.

Key with rubber cover
When the key is removed, you can use the rubber cover to protect the keyhole to prevent dust or impurities from entering the keyhole, causing abnormal start-up and damaging the internal electrical components of the key, thereby extending the service life of the key. More humane design.

TA steel wire spring is installed outside the oil pipe. to effectively prevent wear and damage to the oil pipe caused by rugged terrain, sharp objects and long-term friction.

R18 PRO

Flexibility and function is a promise of many.
But what really works in practice is only proven in the actual use on the construction site.



Functionality increases productivity in daily use, this is why we have built the R18 PRO with a focus on practical application so that you can always do an efficient job. Equal, whether in quick transport from A to B, simply lifting the machine or demounting the canopy. With the R18 PRO you decide for high functionality in the tough routine at the construction site.



4 screw points



Arrive quickly at a new place of use: The lifting eyes integrated in the canopy enable simple and quick moving or loading of the machine by means of the practical two-point suspension.

1 Simple demounting for extremely low head rooms.

Sometimes the canopy just has to be demounted, even if doing so is not permitted in the ultimate work operation. The canopy can be demounted easily with just 4 screws while all machine functions remain preserved. At the place of use it is mounted back on in no time.

2 Additional weight in use.

The easily mountable counter-weight made of massive cast steel provides the R18 PRO with additional stability and protection in the rear section.

2




R18 PRO

Everything has been thought of from the start in the design of the R18 PRO: That is why it has a square shape, is practical and easy to service.



The R18 PRO redefines suitability for everyday use. Using an adjustable wrench, the most important components can be disassembled on the construction site and all parts can be easily removed, accessed and inspected. With the R18 PRO, maintenance and disassembly have never been easier. Because on the construction site, too: time is money.



1 Open the lid for rapid service.

The rear lid of the R18 PRO guarantees easy maintenance access to filter elements and service.

2 Simple demounting for quick access.


The two chassis covers on the side can be demounted simply by means of a wrench adjustable wrench and enable easy access to the chassis components.

3 Simply fold them up for servicing.

The oil circuit and solenoid valve, motor can be inspected and repaired by simply lifting the pedal by hand.

4 Quickly obvious hydraulic oil level.

The hydraulic oil level can be quickly and easily checked on the sight glass in the footwell of the R18 PRO.



R18 PRO

Those, who work a lot, appreciate three things: The perfect overview, full control and the certain extra in comfort.



In this sense, the canopy of the R18 PRO sets new standards in overview, safety, leg room and operating comfort. Everything is at the right place. Nothing blocks the sight of what is essential. Fatigue-free, comfortable and focused work therefore finally becomes reality.



Everything in clear sight and under control. The modular control lever stays allow for a completely new operating concept with the greatest level of clarity and safety. Everything is within reach here and is clearly arranged through the perfect integration of the switch panel, display element, proportional control, throttle lever, adjustable arm rests and dozer blade lever.

The LCD screen can clearly display key operating parameters such as engine speed, hydraulic pressure, fuel level and temperature, helping operators to understand the equipment status at any time to ensure efficient operation.

Comfortable access and lots of space. The low access height on the left side and the control lever support that can be flipped up let you quickly take a seat in the comfort zone of the R18 PRO. All levers and switches can be reached easily



The best panorama for working.

Because the B-column is eliminated and because of the standard top window, nothing dampens the clear view when working. R18 PRO guarantees the perfect full 360-vision, also upward and downward and offers an extremely large field of vision. This way nothing will escape you. Especially for loading and unloading.

Technical data

DIMENSIONS		
Machine working weight	4074lb	1848kg
Bucket capacity	1.59ft³	0.045m³
Travel speed low/high speed	0-0.93/0-1.74mph	0-1.5/0-2.8Km/h
Gradeability	30%	30%
Ground pressure	4.4psi	30.33Kpa
Maximum digging force	2878lbf	12.8kN
Maximum digging radius	156.5in	3975mm
Maximum digging depth	95.3in	2420mm
Maximum digging height	133.7in	3396mm
Maximum unloading height	85.9in	2182mm
Maximum deflection angle	111°	111°
Track extension range	39-51.2in	990-1300mm
Engine brand	Kubota	Kubota
Engine model	D902	D902
Maximum horsepower	15.8hp	16ps
Maximum power	11.8kw	11.8kw
Maximum speed	2300rpm	2300rpm
Displacement	0.24gal	0.898L
Number of cylinders	3	3
Cooling method	Water-cooled	Water-cooled
Engine oil change amount	1gal	3.8L
Fuel form	Diesel	Diesel
Fuel grade	0/-10	0/-10
Theoretical fuel consumption	1.5-1.8L/h	1.5-1.8L/h
Transport length	94.6in	2403mm
Transport width	38.9in	989mm
Transport height	91.4in	2322mm
Counterweight ground clearance	19.1in	486mm
Bucket width	15.7in	400mm
Boom length	70.1in	1780mm
Arm length	44.1in	1120mm
Bulldozer blade width	39/51.1in	990/1300mm
Main pump type/model	Variable piston pump/18	Variable piston pump/18
Main pump brand	Taifeng Hydraulics	Taifeng Hydraulics
Main pump maximum flow	10.9gpm	41.4L/min
Multi-way valve	9-way hydraulic control multi-way valve	9-way hydraulic control multi-way valve
Multi-way valve brand	Taifeng Hydraulics	Taifeng Hydraulics
Rated set pressure	2466psi	17MPa
Maximum set pressure	2611psi	22MPa
Travel hydraulic motor type	LTM03CDK	LTM03CDK
Travel motor brand	Likechuan	Likechuan
Motor displacement	11-20ml/r	11-20ml/r
Slewing hydraulic motor type	Paiyi	Paiyi
Displacement	245ml/r	245ml/r

