



## Ossa TR280i Clutch Cover Installation

Locate the cir clip groove and rubber stop.

Note: Pictured without transmission.




Position the cir clip to fit into the groove and the gear to fit just below the rubber stop.



With the cir clip and gear aligned, rotate the kick start counter clockwise until the spring engages and kickstart is in about this position, 15 deg. back from normal.

As you press on case move the kickstart back and forth until you feel the cir clip find the groove and the gear fit below the rubber stop, then slide in place. (When you kick over the bike the gear will rotate counter clockwise and in. When it returns, it will rotate clockwise and out resting on the rubber stop.)

Then tap with a soft mallet to seat into



As you slide the case into position rotate the kickstart forward. It should end up in this position.

