

**EURO
ACCESSORIES**



Copyright ©, EA 2020

**Product Catalogue
2022/23**

Introduction

Euro Accessories have been supplying accessories and precast lifting items into the U.K and Ireland construction market for over a quarter of a century. We have unrivalled experience in the production and supply of products to install, pour, demould, repair and handle reinforced concrete both on site and in precast concrete production plants.

All materials are sourced, manufactured and supplied under a strict quality management system in accordance with ISO 9001:2015. We have a dedicated sales team with many years of experience in the industry, along with a purchasing department with in depth knowledge of the supply chain to obtain the best price and quality balance. We also have in house technical support providing design assistance and best practice guidance on all our products.

Operating through four depots, Sandbach (Cheshire), Basingstoke (Hampshire), Armagh (N.I.) and Roosky in the Republic of Ireland. Utilising our own multi vehicle delivery fleet with FORS Gold approval, we are ideally suited to cater for delivery requirements anywhere within the U.K and Ireland.

Recognising the dynamic nature of construction, the limitations of storage on sites and the just in time nature of design and approval, we manage and hold a large quantity of stock using the latest software to monitor and adjust stock levels in line with market trends.

Understanding that the key to success for our staff and customers is product knowledge, therefore we offer a range of sales training and professional development seminars to ensure our customers are fully aware of

product aspects and the latest developments as well as changes in standards and safety considerations relating to and influencing our product range.

Euro Accessories also have the ability to carry out on site testing, product detailing and specification in conjunction with in house rapid prototype development, placing us in an ideal position to assist by developing our products to compliment your existing range or as part of new product development requiring novel solutions.

We welcome your enquiries, large or small for current projects and future developments at concept or design stage.

Standards & Certification

We continuously strive to provide our customers with premium quality products, which includes ensuring our reinforcement spacers meet BS 7973 specifications where possible and having fully UKCA and CE compliant lifting and fixings systems.

We also pride ourselves in strict adherence to our in house ISO 9001: 2015 Quality Management System and we have FORS Gold accreditation on our fleet of vehicles.



Our Partners

Adomast Adomast Manufacturing Ltd are one of the UK's leading construction chemical manufacturers. Offering high quality chemicals ranging from Mould Release Agents, Formwork Treatments and Admixtures to Concrete Curing Agents, Retarders and Surface Sealing. Adomast also offer a bespoke service, meaning they can help solve any problems you may currently have.

BETOMAX Betomax® Systems have almost 40 years experience in Reinforcement Continuity Systems. Since launching the Comax® system back in 1982 it has grown to be one of the most recognised continuity systems across Europe. In 2019 Comax® underwent extensive assessment on its manufacturing and quality control processes to conform to UK CARES Technical Approval.

INTERSIG Intersig NV has been supplying Europe with the highest quality Wire Spacers since it's set up in 1983. Through continuous investment and development, Intersig now supply approximately 100 million metres of spacers and girder throughout Europe each year. Products range from Standard and Heavy Duty High Chairs, to the new Snake Spacer and made to order Lattice Girder. Intersig has over 22 certificates for 9 countries, also have a Heavy Duty Highchair manufactured in accordance to BS 7973.

TERWA Terwa B.V have over 25 years experience in the production of construction and precast accessories. Manufactured in Brasov (Romania), and ISO 9001:2015 certified, Terwa deliver large volumes of their products to its partners across the globe. Specialising in fully CE marked Lifting & Fixing components and UK CARES Technical approved Reinforcement Continuity Couplers.

BAG BAG Bauartikel GmbH manufacture a wide range of Concrete Spacers to the highest quality and strength available on the UK and Irish market. BAG also offer an excellent quality Column Former System that has already been used in some of the biggest projects in the UK.

TJEP Tjep Fastening Systems are part of the Danish company Kyocera Unimerco. Specialising in machinery for all aspects of the construction industry. Kyocera Unimerco manufacture a diverse range of products from high speed precision Cutting Machinery for timber and metals, to high performance Nail Guns and one of Europe's most popular battery operated Re-Bar tying machines.

CLIP-FIX Clip-Fix is a brand created by Euro Accessories Ltd. Clip-Fix is known for offering the highest quality plastic reinforcement spacers. Produced in the U.K in our own injection moulding factory. We can ensure we offer the highest quality controlled plastic spacers available to the market whilst maintaining a competitive price. Clip-Fix is currently supplying BS 7973 bespoke spacers to Hinkley point and we can offer you a fully tailored service to meet any requirements you may have.

KELLER Keller GmbH was established in 1933 and is now managed by the fourth generation of the family. Keller are experts in specialist pumps and electric construction sprayers, designing and manufacturing them for over 50 years.

BeSealed BeSealed® BV specialise in waterproofing concrete structures. Currently available in over 35 countries BeSealed is the name you can trust to keep your concrete structures watertight. They offer revolutionary and patented hydrophilic waterstops that are tested to the most stringent quality standards known to the industry.


Kota Kota A/S started producing Screed Rails back in 1981 and quickly became one of the most popular brands of rails available on the market. They have since been used in some of the country's most prestigious buildings. Producing a range of different Screed Rails from all steel and all concrete to the most popular rail in the range, the concrete with metal top. Sizes range from 50mm to 165mm.

WECKENMANN Weckenmann GmbH was founded in 1957 and has since become renowned by its global customers. They are a leading manufacturer and developer of plant systems for the production of two dimensional and structural precast concrete elements. Weckenmann also produce one of Europe's highest quality magnetic shuttering systems and accessories.

reid Reid Construction Systems have been providing solutions to the concrete industry for over 100 years. Reid are part of ITW and are at the forefront of innovative concrete technologies such as the Nirvana Insulated Sandwich concrete panel system.



Technical Support



CONTENTS

Reinforcement Spacers

Plastic Spacers	4 - 13
Rebar Caps	14
Concrete Spacers	15 - 20
Wire Spacers	21 - 23
Lattice Girder	24

Slab Accessories

Crack Inducers	27
Dowel Bar System	28
Expansion Joints	29
Concrete Protection	31
Concrete Testing	32
Bolt Box System	33
Screed Rails	35
Sealants	37
Screed Chairs	38

Waterproofing

Waterstops	40 - 41
Sealing Plugs	42
Protection Board	43
Euro Sealflex SBS	43
DPC	43

Piling Accessories

Piling Wheels	44 - 45
ISO Foam	45
Skid Spacers	46

Formwork Accessories

Tie Bar System	48 - 56
Polypropylene Beam Form	57
Adjustable Kickers	58
Plastic Kickers	58
Speed Edge Formwork	59
Metal Edge Formwork	60
BAG Column Formers	61
Formliners	63

Site Set Up Equipment

Road Pins	65
Line Marker Paint	65
Tapes	66

Chemicals and Sprayers

Mould Release Agents	68 - 70
Admixtures	71
Concrete Curing and Retarders	72
Sealing and Dustproofing	74
Screeding	75
Concrete Repair Mortars	76
Cleaners and Maintenance	78
Sprayers	79
Electric Sprayers	81

Chamfers and Packing Shims

Plastic Chamfers	84 - 85
Steel and Magnetic Chamfers	86
Plastic Shims	87
Special Shims	88

Tying Systems

Tjep Tying Machines	90 - 92
Tying Wire	93
Wire Dispensers	93
Wire Cutters	94
Double Loop Ties	94

Reinforcement Continuity

Comax Continuity Strip	96 - 98
Threaded Female Couplers	99
Threaded Male Couplers	100
Bespoke Couplers	101
Alligator Splicing Couplers	103
Headed Anchor Couplers	104
Transition Couplers	105
Coupler Tools	106

Coil and Mesh

Coil	109
Coil Clamps and Pay Off System	110
Mesh	111
Rebar Cutters	112

Lifting and Fixing Systems

Threaded Lifting Socket Systems	115 - 124
Threaded Fixing Socket Systems	125 - 126
Threaded Socket Accessories	127 - 130
Spread Anchor Systems	132 - 136
Spread Anchor Accessories	138
Pin Anchor Systems	140 - 145
Pin Anchor Accessories	146 - 148

Cast-in Channel & Brickwork

Cast-in Channel	150 - 152
T-Bolts	153
Channel Accessories	154
Brickwork Accessories	155 - 156

Double Walling Systems

Double Wall Rockets	160 - 162
EVL Connecting Box	163
Transport Anchors	164 - 166
Nirvana Insulation Pins	167
Insulation	168
Double Wall Dowels	169
Electrical Boxes	170
Spiral Void Formers	171 - 172
Precast Connecting Systems	173 - 174

Magnet Systems

Magnetic Boxes	176 - 177
Shuttering Profiles	178
Precast Mould Systems	179 - 180
Magnetic Accessories	181 - 182

Precast Accessories

Panel Pads	184 - 185
Chain Guards	185
Reinforcement End Caps	186
Hollow Core End Caps	187
Fixing Blocks	187
Precast Identification Tags	188
Wall Compression Profiles	190
Stair Nosing Tapes	190

CONTENTS

Fall Protection

Non-Drill Post System	192 - 193
Cast-in Hand Rail System	193
Scissorsafe Systems	194

Paving Slab and Fence Post Spacers

Paving Slab Spacers	196 - 197
Tapered Post Spacers	198
Post and Rail Spacers	198
Slotted Post Spacers	199
Gravel Board Spacers	199
T - Beam Spacers	200

Fixings and Fasteners

Hex Set Screws	202 - 203
Coach Bolts	203
Bright Round Nails	203
Rapid Resin Anchor	203
Insulation Hangers	204
Threaded Bar	204

Karoapp Pedestals

Fixed Pedestals	205 - 207
Adjustable Pedestals	208
Pedestal Accessories	209 - 210

Movement Joint Profiles

Wall Joints	211
Light Duty Floor Joints	212
Heavy Duty Floor Joints	213
Watertight Floor Joints	214

30 YEARS ANNIVERSARY



SANDBACH

30 YEARS ANNIVERSARY



REINFORCEMENT SPACERS

Plastic Spacers	5 - 13
Rebar Caps	14
Concrete Spacers	15 - 20
Wire Spacers	21 - 23
Lattice Girder	24

Clip-Fix Plastic Circles

Product Code	Cover (mm)	Bar Dia. (mm)	Pack Size	Pallet Size
PC150410	15	4-10	5000	100000
PC200412	20	4-12	2000	50000
PC201014	20	10-14	1000	25000
PC201220	20	12-20	2000	40000
PC250412	25	4-12	1000	30000
PC251014	25	10-14	1000	25000
PC251220	25	12-20	1000	25000
PC300412	30	4-12	1500	30000
PC301220	30	12-20	1000	20000
PC350412	35	4-12	1000	20000
PC351220	35	12-20	500	12500
PC400412	40	4-12	750	13500
PC401220	40	12-20	250	10000
PC500412	50	4-10	250	10000
PC501220	50	12-20	250	5000
PC651216	65	12-16	100	5000
PC700410	70	4-10	100	2500
PC701220	70	12-20	100	2500
PC750410	75	4-10	100	2500
PC751220	75	12-20	250	4500
PC850410	85	4-10	100	2500
PC1001232	100	12-32	75	1500



Clip-Fix Plastic Circles are a high quality spacer ideal for vertical surfaces. The central core is wider, resulting in a much stronger and stable spacer. Available in various sizes to suit most configurations of bar and cover.
Manufactured to meet the requirements of BS7973-1 :2001 Annex A.

Large Rebar Circles

Product Code	Cover (mm)	Bar Dia. (mm)	Pack Size	Pallet Size
PC252026	25	20-26	250	20000
PC302026	30	20-26	125	20000
PC402026	40	20-26	125	10000
PC601228	60	12-28	100	5000
PC751232	75	12-32	75	1500
PC1001232	100	12-32	75	1500




These circles are designed for use with larger sized bars and are heavy duty.

Manufactured to meet the requirements of BS7973-1 :2001 Annex A.

Small Rebar Circles

Product Code	Cover (mm)	Bar Dia. (mm)	Pack Size	Pallet Size
PC1036 (1)	10	3-6	5000	200000
PC1236 (1)	12	3-6	5000	200000
PC15048 (1)	15	4-8	5000	200000
PC20068 (2)	20	6-8	500	56000
PC25068 (2)	25	6-8	500	42000
PC30068 (2)	30	6-8	250	21000
PC35068 (2)	35	6-8	200	14000
PC40068 (2)	40	6-8	200	11200



Type 1



Type 2

These circles are designed for use with smaller diameter bars, providing a more secure fit.

Standard Plastic Circles

Product Code	Cover (mm)	Bar Dia. (mm)	Pack Size	Pallet Size
PCS200412	20	4-12	4000	72000
PCS250412	25	4-12	2500	45000
PCS250812	25	8-12	1000	40000
PCS251220	25	12-20	1000	36000
PCS300812	30	8-12	1500	30000
PCS301220	30	12-20	1000	20000
PCS351220	35	12-20	500	10000
PCS400412	40	4-12	750	13000
PCS400816	40	8-16	750	13500
PCS401220	40	12-20	250	14000
PCS450816	45	8-16	500	10000
PCS500816	50	8-16	250	7500
PCS501220	50	12-20	250	7500
PCS601220	60	12-20	250	6500



Standard Plastic Circles are ideal for vertical surfaces. Available in various sizes to suit most configurations of bar and cover.

Lap Spacers

Product Code	Cover (mm)	Bar Dia. (mm)	Pack Size	Pallet Size
PCB353240	35	32-40	250	5000



Ideal spacer for providing cover support at laps as it will accommodate two parallel bars.

Single Ring Spacers

Product Code	Cover (mm)	Pack Size	Pallet Size
R20	20	80	2000
R25	25	80	2000
R30	30	80	2000



Sturdy ring spacer to support large areas of bottom reinforcement. Diameter: 240mm.

Heavy Duty Plastic Circles

Product Code	Cover (mm)	Bar Dia. (mm)	Pack Size	Pallet Size
PCHD250612	25	6-12	1000	30000
PCHD301320	30	13-20	1000	16000
PCHD401320	40	13-20	500	10000
PCHD451320	45	13-20	400	8000
PCHD501320	50	13-20	300	6000




These circles are designed for heavy duty applications whether vertical or horizontal.

Manufactured to meet the requirements of BS7973-1 :2001 Annex A.

Ring Spacers

Product Code	Cover (mm)	Pack Size	Pallet Size
RS15	15	300	12000
RS20	20	300	12000
RS25	25	300	12000
RS30	30	300	12000
RS35	35	300	9000
RSHD40 *	40	100	3000
RSHD50 *	50	100	2700



Plastic ring spacer set for bottom reinforcement. Standard Diameter: 190mm to 310mm.

* Diameter: 170 to 370mm.

Standard A Spacers

Product Code	Cover (mm)	Bar Dia. (mm)	Pack Size	Pallet Size
PA15412	15	4-12	2000	50000
PA20412	20	4-12	2000	50000
PA25820	25	8-20	2000	50000
PA30820	30	8-20	1000	50000
PA35820	35	8-20	1000	30000
PA40820	40	8-20	500	25000
PA50820	50	8-20	500	20000
PA65416	65	4-16	500	20000
PA75416	75	4-16	500	20000



CLIP-FIX

General purpose clip on spacer. Can be used for both vertical and horizontal applications.

Universal A Spacers

Product Code	Cover (mm)	Bar Dia. (mm)	Pack Size	Pallet Size
PAU15	15	4-20	1000	30000
PAU20	20	4-20	1000	30000
PAU25	25	4-20	1000	20000
PAU30	30	4-20	1000	20000
PAU35	35	4-20	750	15000
PAU40	40	4-20	500	15000
PAU50	50	4-20	500	10000
PAU60	60	4-20	250	6250
PAU70	70	4-20	250	6250
PAU80	80	4-20	200	5000
PAU90	90	4-20	100	4000
PAU100	100	4-20	100	4000



Universal clip on spacer that provides cover of up to 100mm. The design of the feet ensures minimum visibility on the concrete surface. Manufactured in an off white colour.

Manufactured to meet the requirements of BS7973-1 :2001 Annex A.

Medium Duty A Spacers

Product Code	Cover (mm)	Bar Dia. (mm)	Pack Size	Pallet Size
PAM251016	25	10-16	500	20000
PAM301016	30	10-16	500	20000
PAM351016	35	10-16	500	20000
PAM401016	40	10-16	500	20000
PAM451016	45	10-16	500	20000
PAM501016	50	10-16	500	20000
PAM551016	55	10-16	500	10000
PAM651016	65	10-16	500	10000



Medium duty clip on spacer. Can be used for both vertical and horizontal applications.

Plate A Spacer

Product Code	Cover (mm)	Bar Dia. (mm)	Pack Size	Pallet Size
PAP15	15	4-16	1000	42000
PAP20	20	4-16	1000	42000
PAP25	25	4-16	500	35000
PAP30	30	4-16	500	35000
PAP35	35	4-16	250	28000
PAP40	40	4-16	125	14000



The Plate A Spacer is designed for use on insulation in precast floor slabs or soft ground.

Heavy Duty A Spacers

Product Code	Cover (mm)	Bar Dia. (mm)	Pack Size	Pallet Size
PAHD20825	20	8-25	1000	50000
PAHD25825	25	8-25	1000	20000
PAHD30825	30	8-25	1000	20000
PAHD35825	35	8-25	1000	20000
PAHD40825	40	8-25	500	12500
PAHD50825	50	8-25	500	12500
PAHD75825	75	8-25	250	10000
PAHDS100825	100	8-25	250	5000




CLIP-FIX

This robust spacer is specifically designed for heavy duty use on bars up to 25mm diameter.

Manufactured to meet the requirements of BS7973-1 :2001 Annex A.

Tower Spacers

Product Code	Cover (mm)	Bar Dia. (mm)	Pack Size	Pallet Size
PAT20620	20	6-20	500	39000
PAT25620	25	6-20	500	36000
PAT30620	30	6-20	500	36000
PAT35620	35	6-20	500	34000
PAT40620	40	6-20	400	25600
PAT50620	50	6-20	375	24000
PAT60620	60	6-20	250	5000
PAT75620	75	6-20	250	5000
PATS100620	100	6-20	250	5000



Extremely stable spacer with pointed legs to ensure minimum visibility on the concrete surface.

Manufactured to meet the requirements of BS7973-1 :2001 Annex A.

Super Heavy Duty A Spacers

Product Code	Cover (mm)	Bar Dia. (mm)	Pack Size	Pallet Size
PASHD20824	20	8-20	500	20000
PASHD25824	25	8-20	500	20000
PASHD30824	30	8-20	500	15000
PASHD35824	35	8-20	250	15000
PASHD40824	40	8-20	250	10000
PASHD50824	50	8-20	250	10000



Extremely sturdy plastic spacer intended for heavy loads. It has optimal stability and has a supporting load capacity of 100kg.

Manufactured to meet the requirements of BS7973-1 :2001 Annex A.

Quadro Clip Spacer

Product Code	Cover (mm)	Bar Dia. (mm)	Pack Size	Pallet Size
PQC15	15	12	1000	12000
PQC20	20	12	1000	12000
PQC25	25	12	1000	12000
PQC30	30	12	500	12000
PQC35	35	12	500	10000
PQC40	40	12	500	10000
PQC45	45	12	500	10000
PQC50	50	12	500	8000



Equipped with pointed feet to ensure minimal impact on the finished concrete surface and a robust ratchet clip for a multitude of fixing purposes.

Rebar Support Spacers

Product Code	Cover (mm)	Bar Dia. (mm)	Pack Size	Pallet Size
PRS050	50	4-20	125	14000
PRS060	60	4-20	125	14000
PRS070	70	4-20	100	7000
PRS100	100	4-25	50	5600
PRS125	125	4-25	50	3000
PRS150	150	4-25	50	2500



Simple rebar support spacer for horizontal applications. Larger sizes can be used to support the top reinforcement.

Manufactured to meet the requirements of BS7973-1 :2001 Annex A. 100mm to 150mm only.

Universal Tower Spacer

Product Code	Cover (mm)	Bar Dia. (mm)	Pack Size	Pallet Size
PATU20	20	6-20	500	12000
PATU25	25	6-20	500	12000
PATU30	30	6-20	250	12000
PATU35	35	6-20	250	10000
PATU40	40	6-20	250	10000
PATU45	45	6-20	250	8000
PATU50	50	6-20	125	7500
PATU55	55	6-20	125	7500



Extremely stable spacer with pointed legs to ensure minimum visibility on the concrete surface. This spacer incorporates a highly efficient flexible clip.

Cross Chair

Product Code	Cover (mm)	Bar Dia. (mm)	Pack Size	Pallet Size
PAC30	30	6-20	1000	30000
PAC35	35	6-20	1000	30000
PAC40	40	6-20	1000	25000
PAC45	45	6-20	1000	25000
PAC50	50	6-20	1000	25000



A sturdy well engineered individual chair with pointed feet to minimise contact area with formwork, reducing the visual effect of the spacer on the finished concrete surface. The concave support area allows the spacer to accommodate a wide range of bar diameters.

Stackable Cross Chair

Product Code	Cover (mm)	Bar Dia. (mm)	Pack Size	Pallet Size
PAC60	60	20-32	200	20000
PAC65	65	20-32	200	20000
PAC70	70	20-32	200	15000
PAC75	75	20-32	200	15000
PAC80	80	20-32	200	10000
PAC90	90	20-32	200	10000



All the benefits of the standard Cross Chair with the addition of a male female socket system allowing the chairs to be stacked to achieve a wide range of heights. The larger spacers in the range are ideal for supporting mesh in the upper regions of the slab.

Constri Spacers

Product Code	Cover (mm)	Bar Dia. (mm)	Pack Size	Pallet Size
PCON20	20	4-16	500	21000
PCON25	25	4-16	500	14000
PCON30	30	4-16	500	12000



General purpose clip on spacer. Can be used for both vertical and horizontal precast applications, giving cover on three sides.

Zig Zag Plastic Chair

Product Code	Cover (mm)	Pack Size (mtr)	Pallet Size (mtr)
PCHZ15	15	100	5000
PCHZ20	20	100	5000
PCHZ25	25	100	5000
PCHZ30	30	100	5000
PCHZ35	35	80	3200
PCHZ40	40	80	3200
PCHZ45	45	80	3200
PCHZ50	50	80	3840
PCHZ55	55	82	3280
PCHZ60	60	82	3280
PCHZ65	65	82	3280



Versatile spacer with a high load-bearing capacity. Due to its unique design it does not overturn easily or break when stood on. Excellent concrete flow characteristics.

Manufactured to meet the requirements of BS7973-1 :2001 Annex A.

Approved according to DBV specification.

All sizes are 2 metre lengths. Other lengths available on request.

Plastic Chair

Product Code	Cover (mm)	Pack Size (mtr)	Pallet Size (mtr)
PCH15	15	100	7000
PCH20	20	100	6300
PCH25	25	100	4900
PCH30	30	100	4200
PCH35	35	60	3780
PCH40	40	60	2400
PCH45	45	60	2100
PCH50	50	60	1680
PCH60	60	40	1280
PCH70	70	40	960
PCH75	75	40	960
PCH80	80	40	960



For use in the support of bottom reinforcement in suspended slabs. Very stable and has excellent concrete flow characteristics.

Manufactured to meet the requirements of BS7973-1 :2001 Annex A.

All sizes are 2 metre lengths.

Universal Plastic Chair

Product Code	Cover (mm)	Pack Size (mtr)	Pallet Size (mtr)
PCHU15	15	100	7000
PCHU20	20	100	6300
PCHU25	25	100	4900
PCHU30	30	100	4200
PCHU35	35	60	3780
PCHU40	40	60	2400
PCHU45	45	60	2100
PCHU50	50	60	1680
PCHU60	60	40	1280
PCHU70	70	40	1120



A reversible continuous spacer. When utilised as a U section it reduces the potential for puncture damage to moisture and gas membranes. The large top and side perforations allow excellent concrete flow throughout the spacer. This spacer is also a lightweight alternative to the Concrete Bar.

All sizes are 2 metre lengths.

Clip-Fix Plastic Chair

Product Code	Cover (mm)	Pack Size (mtr)	Pallet Size (mtr)
PCHCF20	20	80	5120
PCHCF25	25	100	4200
PCHCF30	30	100	3600
PCHCF35	35	60	3360
PCHCF40	40	60	2880
PCHCF50	50	60	1680

All sizes are 2 metre lengths.



A strong spacer with very good concrete flow characteristics as a result of the large cut outs on the sides. It can be separated by hand to form 2 x 1 metre lengths.
Manufactured to meet the requirements of BS7973-1 :2001 Annex A.

Plastic Chair with Pointed Legs

Product Code	Cover (mm)	Pack Size (mtr)	Pallet Size (mtr)
PCHPL15	15	250	5250
PCHPL20	20	250	5250
PCHPL25	25	250	4500
PCHPL30	30	250	3750
PCHPL35	35	250	3750
PCHPL40	40	125	3750
PCHPL45	45	125	3000
PCHPL50	50	125	2500


All sizes are 2.5 metre lengths. Other lengths available on request.



Offers minimal contact with the concrete face. It can be separated by hand to form 5 x 500mm metre lengths.
PVC free.
Approved according to DBV specification.

Clip-Fix Plastic Chair x 1mtr

Product Code	Cover (mm)	Pack Size (mtr)	Pallet Size (mtr)
PCHCF40X1	40	30	1440
PCHCF50X1	50	30	840



A strong spacer with very good concrete flow characteristics as a result of the large cut outs on the sides. It can be clipped by hand to form longer lengths.

Manufactured to meet the requirements of BS7973-1 :2001 Annex A.

H.D. Plastic Chair with Pointed Legs

Product Code	Cover (mm)	Pack Size (mtr)	Pallet Size (mtr)
PCHPLHD20	20	50	5750
PCHPLHD25	25	50	4750
PCHPLHD30	30	50	4000
PCHPLHD35	35	50	3500
PCHPLHD40	40	50	3000
PCHPLHD45	45	50	2250
PCHPLHD50	50	50	2250

All sizes are 1 metre lengths.




CLIP-FIX

Heavy Duty spacer offering minimal contact with the concrete face. It allows optimal concrete flow and has a wide support face making it a very stable spacer. Large quantities per pallet for reduced transportation costs.

Twistex Plastic Chair

Product Code	Cover (mm)	Pack Size (no)	Pallet Size (no)
PCHT15	15	70	3430
PCHT20	20	60	2940
PCHT25	25	50	2450
PCHT30	30	40	1960
PCHT35	35	30	1680
PCHT40	40	30	1470
PCHT50	50	20	1120

All sizes are 800mm lengths.



A heavy duty 800mm long spacer for the bottom layer of reinforcement. The lateral cut outs aid excellent concrete flow.

Wave Plastic Chair

Product Code	Cover (mm)	Pack Size (no)	Pallet Size (no)
PCHW25	25	80	7200
PCHW30	30	80	7200

All sizes are 330mm lengths.



A heavy duty 330mm long spacer for the bottom layer of reinforcement. The lateral cut outs aid excellent concrete flow.

End Caps Heavy Duty

Product Code	Cover (mm)	Bar Dia. (mm)	Pack Size	Pallet Size
ECHD201016	20	10-16	500	40000
ECHD251016	25	10-16	500	40000
ECHD301016	30	10-16	500	30000
ECHD351016	35	10-16	500	30000
ECHD401016	40	10-16	500	25000
ECHD501016	50	10-16	500	25000

Other sizes and designs available, see page 186



CLIP-FIX


Heavy Duty Plastic End Caps are used to provide cover on the end of the bars and to reduce the risk of surface staining.

Manufactured to meet the requirements of BS7973-1 :2001 Annex A.

H.D. Plastic Chair with Pointed Legs & Moulded Uprights

Product Code	Cover (mm)	Pack Size (mtr)	Pallet Size (mtr)
PCHMUHD15	15	80	7040
PCHMUHD20	20	80	7040
PCHMUHD25	25	80	7040
PCHMUHD30	30	80	6400
PCHMUHD35	35	80	6400
PCHMUHD40	40	80	6400
PCHMUHD45	45	80	6400
PCHMUHD50	50	80	6400

All sizes are 2 metre lengths. Other lengths available on request.



A heavy duty spacer for precast applications that offers minimal contact with the concrete face and the moulded uprights prevent movement of the rebar.
PVC free.
Approved according to DBV specification.

Flat Base Clip-on

Product Code	Cover (mm)	Bar Dia. (mm)	Pack Size	Pallet Size
FB25301	25 - 30	6-12	250	10000
FB40501	40 - 50	6-12	200	10400
FB65751	65 - 75	6-12	200	10000
FB901001	90 - 100	6-12	100	6000



Offers stable support to reinforcing steel in ground floor slabs and its wide base area prevents puncturing of polythene film. It is ideal for vertical application in ground beams.

Heavy Duty Flat Base Clip-on

Product Code	Cover (mm)	Bar Dia. (mm)	Pack Size	Pallet Size
FB40502	40 - 50	6-12	200	10000
FB65752	65 - 75	6-12	200	10000

Manufactured to meet the requirements of BS7973-1 :2001 Annex A.



CLIP-FIX

A very stable heavy duty mesh spacer capable of withstanding vertical loads of 100kg. The wide base distributes the load of the reinforcing mesh over a large area, preventing accidental perforation of damp proof and gas membranes. The clipping mechanism prevents rotation of the spacer when it is used on vertical formwork faces, making it ideal for use with permanent formwork systems.

Flat Base Mesh Support

Product Code	Cover (mm)	Bar Dia. (mm)	Type	Pack Size	Pallet Size
FBMS1520	15 - 20	8-16	1	500	16000
FBMS25301	25 - 30	8-16	1	250	10000
FBMS40501	40 - 50	8-16	1	200	16000
FBMS50601	50 - 60	8-16	1	200	13600
FBMS70801	70 - 80	8-16	1	200	7200
FBMS901001	90 - 100	8-16	1	100	5000
FBMS901002	90 - 100	8-16	2	100	5000

Offering similar characteristics to the Flat Base Clip-On spacer for purely horizontal applications. The Type 1 spacer provides the largest base area of all the flat base spacers in the range, offering superior performance, stability and peace of mind when supporting mesh reinforcement above moisture and gas membranes. The large base distributes loads over a large surface area minimising risk of perforation damage to the membrane.



Heavy Duty Flat Base Mesh Support

Product Code	Cover (mm)	Bar Dia. (mm)	Pack Size	Pallet Size
FBHD5060	50 - 60	8-16	200	13600
FBHD7080	70 - 80	8-16	200	7200
FBHD90100	90 - 100	8-16	100	6400



Offers the same characteristics as the standard Flat Base Mesh Support with the additional benefit of stronger vertical supports.

Rebar Identification Caps

Product Code	Bar Dia. (mm)	Pack Size	Pallet Size
RSC0618	6-18	250	10000
RSC1632	16-32	250	10000
RSC4050	40-50	100	5000



Designed with high visibility to identify projecting reinforcement bars.

Small Identification Rebar Caps

Product Code	Bar Dia. (mm)	Pack Size	Pallet Size
RSEC0618	6-18	250	10000
RSEC1632	16-32	250	10000



Designed with high visibility to identify projecting reinforcement bars.

Rebar Identification Sleeves

Product Code	Bar Dia. (mm)	Pack Size	Pallet Size
RSCS0816	8-16	250	30000
RSCS1632	16-32	100	10000
RSCS4050	40-50	150	7500



Designed with high visibility to identify projecting reinforcement bars.

Rebar Protection Caps

Product Code	Bar Dia. (mm)	Type	Pack Size	Pallet Size
RPC0820	8-20	Square	25	2500
RPC2035	20-35	Square	25	2500
RPCR2035	20-35	Round	25	2500



Protection Caps have a large top surface made of resilient plastic. This design aids in spreading the force of a fall over a large surface area of the human body, thereby lessening the impact. A metal insert is located under the top which provides protection against being impaled by the rebar in the case of a fall.

Rebar Impalement Caps

Product Code	Bar Dia. (mm)	Type	Pack Size	Pallet Size
RIC0620	6-20	Round	40	1280
RIC2036	20-36	Round	30	960

Manufacturers test data available on request.



Presenting a large 110mm diameter circular impact surface with a fully encapsulated steel plate. This weather resistant and highly visible rebar safety cap is capable of absorbing the impact of a 100kg mass dropped from a height of 3mtrs without the reinforcement steel perforating the top of the cap.

Rebar Safety Strip

Product Code	Type	Bar Dia. (mm)	Length (mm)	Pallet Size (no)
RSS	Plastic	8-40	1000	294
RSSH	Plastic with Steel	8-40	1000	294

Manufacturers test data available on request.



The Rebar Safety Strip is manufactured from weather and impact resistant plastic. It is also quick and easy to use as well as being re-usable. The heavy duty version has a steel insert which is capable of absorbing the impact of a 100kg mass dropped from a height of 3mtrs.

Concrete Square Bar - 50N/mm²

Product Code	Cover (mm)	Length (mtr)	Pallet Size (no)	Pallet Weight (kg)
CB25BS	25	0.9	950	1045
CB30BS	30	0.9	650	910
CB35BS	35	0.9	500	1100
CB40BS	40	0.9	300	900
CB50BS	50	0.9	250	1100
CB60BS	60	0.9	150	960
CB75BS	75	0.9	100	950
CBS100BS	100	0.9	60	1110

Minimum Concrete Strength of 50N/mm²



An extremely strong spacer capable of supporting reinforcement steel in heavily congested slabs. The square profile provides a perfect combination of stability and fool proof placement as the spacer can be placed on any face to achieve the desired concrete cover. This spacer can be broken into smaller sections for use as individual supports.

Triangular Concave Bar - 50N/mm²

Product Code	Cover (mm)	Length (mtr)	Pallet Size (no)	Pallet Weight (kg)
CBTC30	30	0.9	1100	1000
CBTC35	35	0.9	850	1000
CBTC40	40	0.9	650	1000
CBTC50	50	0.9	550	1050
CBTC60	60	0.9	400	1000
CBTC75	75	0.9	300	1000
CBTC100	100	0.9	220	1000

Minimum Concrete Strength of 50N/mm²



A continuous concrete spacer with a triangular concave profile. To provide excellent stability and efficient use of material, the base width is equal to the cover dimension throughout the range. The wide smooth base distributes loads over a large area, reducing the possibility of puncture damage when installing reinforcement directly above moisture and gas membranes.

Manufactured to meet the requirements of BS7973-1 :2001 Annex A.

Concrete Concave Bar - 50N/mm²

Product Code	Cover (mm)	Length (mtr)	Pallet Size (no)	Pallet Weight (kg)
CBC40	40	0.9	450	1148
CBC50	50	0.9	320	1333
CBC60	60	0.9	240	1170
CBC75	75	0.9	150	1094
CBCS100	100	0.9	90	1170

Minimum Concrete Strength of 50N/mm²



Very similar in principal to the concrete square bar, but with a concave profile to reduce material content and overall weight, providing savings in both cost and transportation.

Manufactured to meet the requirements of BS7973-1 :2001 Annex A.

Snake Bar - 50N/mm²

Product Code	Cover (mm)	Length (mtr)	Pallet Size (no)
CBS20	20	0.8	1500
CBS25	25	0.8	1200
CBS30	30	0.8	750
CBS35	35	0.8	600
CBS40	40	0.8	500
CBS45	45	0.8	500
CBS50	50	0.8	400
CBS55	55	0.8	400
CBS60	60	0.8	320
CBS70	70	0.8	250
CBS75	75	0.8	225
CBS80	80	0.8	200
CBS90	90	0.8	150
CBSS100	100	0.8	120

Minimum Concrete Strength of 50N/mm²



Snake Bar is very stable and cast with a galvanised reinforcement wire giving additional high tensile strength and suitable for high load stability. They can be used on both sides.

Approved according to DBV specification.

Concrete Square Bar - 40N/mm²

Product Code	Cover (mm)	Length (mtr)	Pallet Size (no)	Pallet Weight (kg)
CB25	25	1	600	781
CB30	30	1	600	1135
CB40	40	1	300	992
CB45	45	1	250	1145
CB50	50	1	250	1299
CB60	60	1	150	1198
CB75	75	1	100	1242
CBS100	100	1	70	1549

Minimum Concrete Strength of 40N/mm²



Fibre reinforced concrete spacer for horizontal reinforcement.

Snake Bar with Notches - 40N/mm²

Product Code	Cover (mm)	Length (mtr)	Pallet Size (no)
CBSK20	20	0.8	2000
CBSK25	25	0.8	1750
CBSK30	30	0.8	1500
CBSK35	35	0.8	1250
CBSK40	40	0.8	1000
CBSK45	45	0.8	750
CBSK50	50	0.8	600
CBSK55	55	0.8	500
CBSK60	60	0.8	500

Minimum Concrete Strength of 40N/mm²



Snake shaped fibre reinforced concrete spacer for horizontal reinforcement with notches for minimum contact with formwork.

Approved according to DBV specification.

Trapezoidal Concrete Bar - 50N/mm²

Product Code	Cover (mm)	Length (mtr)	Pallet Size (no)	Pallet Weight (kg)
CBTR25	25	0.9	1000	1000
CBTR30	30	0.9	800	1040
CBTR35	35	0.9	650	1137
CBTR40	40	0.9	450	1057
CBTR50	50	0.9	320	1056
CBTR60	60	0.9	230	1023
CBTR75	75	0.9	150	998
CBTR100	100	0.9	80	1016

Minimum Concrete Strength of 50N/mm²



The Trapezoidal Bar is an alternative to the standard Square Bar, offering more pieces per pallet for ease of stocking and transporting.

Manufactured to meet the requirements of BS7973-1 :2001 Annex A.

Single Cover

Product Code	Cover (mm)	Pack Size	Pallet Size
C25	25	500	20000
C30	30	500	20000
C35	35	250	15000
C40	40	250	10000
C45	45	250	10000
C50	50	200	10000
C60	60	200	8000
C75	75	125	5000

Minimum Concrete Strength of 40N/mm²



Designed for use on both horizontal and vertical applications.

Four Point Support with Twin Plastic Clips

Product Code	Cover (mm)	Bar Dia. (mm)	Pack Size	Pallet Size
CFPC20	20	6-14	600	24000
CFPC25	25	6-14	480	19200
CFPC30	30	6-14	380	15200
CFPC35	35	6-14	340	13600
CFPC40	40	6-14	300	12000
CFPC50	50	6-14	215	8600

Minimum Concrete Strength of 50N/mm²



Concrete spacer with twin plastic clips and four point support for minimal contact with the formwork.



Manufactured to meet the requirements of BS7973-1 :2001 Annex A. Approved according to DBV specification.

Double Cover

Product Code	Cover (mm)	Pack Size	Pallet Size
C2530	25-30	500	25000
C3040	30-40	250	15000
C4050	40-50	200	10000
C6075	60-75	50	2500

Minimum Concrete Strength of 40N/mm²



Designed for use on both horizontal and vertical applications.

Four Point Support with Twin Plastic Clips - Heavy Duty

Product Code	Cover (mm)	Bar Dia. (mm)	Pack Size	Pallet Size
CFPCHD25	25	6-14	430	17200
CFPCHD30	30	6-14	320	12800
CFPCHD35	35	6-14	250	10000
CFPCHD40	40	6-14	200	8000
CFPCHD45	45	6-14	175	7000
CFPCHD50	50	6-14	150	6000
CFPCHD55	55	6-14	130	5200
CFPCHD60	60	6-14	115	4600
CFPCHD65	65	6-14	100	4000
CFPCHD70	70	6-14	90	3600
CFPCHD75	75	6-14	80	3200
CFPCHD80	80	6-14	75	3000

Minimum Concrete Strength of 50N/mm²



Concrete spacer with twin plastic clips and four point support for minimal contact with the formwork.



Manufactured to meet the requirements of BS7973-1 :2001 Annex A. Approved according to DBV specification.

Triple Cover

Product Code	Cover (mm)	Pack Size	Pallet Size
C202530	20-25-30	1000	30000
C354050	35-40-50	200	10000
C455560	45-55-60	125	5000

Minimum Concrete Strength of 40N/mm²



Ideal for vertical applications as it minimises contact with the formwork.

Three Point Support with Twin Plastic Clips

Product Code	Cover (mm)	Bar Dia. (mm)	Pack Size	Pallet Size
CTPC40	40	6-14	250	10000
CTPC45	45	6-14	210	8400
CTPC50	50	6-14	185	7400
CTPC55	55	6-14	180	7200
CTPC60	60	6-14	155	6200
CTPC65	65	6-14	115	4600

Minimum Concrete Strength of 50N/mm²



Concrete spacer with twin plastic clips and three point support for minimal contact with the formwork.



Approved according to DBV specification.

Triple Cover Ready Wired

Product Code	Cover (mm)	Pack Size	Pallet Size
CGW202530	20-25-30	600	24000
CGW354050	35-40-50	185	7400
CGW455560	45-55-60	130	5200

Minimum Concrete Strength of 50N/mm²



Ideal for vertical applications as it minimises contact with the formwork. Approved according to DBV specification.



Three Point Support with M Plastic Clip

Product Code	Cover (mm)	Bar Dia. (mm)	Pack Size	Pallet Size
CTMPC20	20	6-20	600	24000
CTMPC25	25	6-20	500	20000
CTMPC30	30	6-20	400	16000
CTMPC35	35	6-20	400	16000
CTMPC40	40	6-20	300	12000
CTMPC45	45	6-20	300	12000
CTMPC50	50	6-20	300	12000
CTMPC55	55	6-20	150	6000
CTMPC60	60	6-20	150	6000

Minimum Concrete Strength of 40N/mm²



Concrete spacer with M plastic clips and three point support for minimal contact with the formwork.

Mesh Spacers

Product Code	Cover (mm)	Pack Size	Pallet Size
CM4050	40-50	100	5000

Minimum Concrete Strength of 40N/mm²




Concrete spacer suitable for use with horizontal mesh reinforcement.

Three Point Support with Badminton Clip

Product Code	Cover (mm)	Bar Dia. (mm)	Pack Size	Pallet Size
CTPB20	20	4-14	350	14000
CTPB25	25	4-14	325	13000
CTPB30	30	4-14	300	12000
CTPB35	35	4-14	250	10000
CTPB40	40	4-14	250	10000
CTPB45	45	4-14	200	8000
CTPB50	50	4-14	200	8000
CTPB60	60	4-14	115	4600
CTPB70	70	4-14	92	3680

Minimum Concrete Strength of 40N/mm²



Concrete spacer with badminton style plastic clips to allow use with larger bars and three point support for minimal contact with the formwork. Also available with four point support.



Alternative clips and wire ties are available for this spacer.

Round Pointed Support with Twin Plastic Clip

Product Code	Cover (mm)	Bar Dia. (mm)	Pack Size	Pallet Size
CRPC20	20	4-14	350	14000
CRPC25	25	4-14	325	13000
CRPC30	30	4-14	300	12000
CRPC35	35	4-14	250	10000
CRPC40	40	4-14	250	10000

Minimum Concrete Strength of 40N/mm²



Concrete spacer with twin plastic clips that has a round pointed support for minimal contact with the formwork.



Alternative clips and wire ties are available for this spacer.

Four Point Support with Galvanised Loop Ties

Product Code	Cover (mm)	Bar Dia. (mm)	Pack Size	Pallet Size
CFLT20	20	6-30	600	24000
CFLT25	25	6-30	500	20000
CFLT30	30	6-30	390	15600
CFLT35	35	6-30	350	14000
CFLT40	40	6-30	300	12000
CFLT50	50	6-30	220	8800

Minimum Concrete Strength of 50N/mm²



Concrete spacer with galvanised loop ties and four point support for minimal contact with the formwork.

Manufactured to meet the requirements of BS7973-1 :2001 Annex A.

Approved according to DBV specification.

Square Support with Loop Ties

Product Code	Cover (mm)	Bar Dia. (mm)	Pack Size	Pallet Size
CSLT20	20	6-30	440	17600
CSLT25	25	6-30	325	13000
CSLT30	30	6-30	295	11800
CSLT40	40	6-30	185	7400
CSLT50	50	6-30	150	6000
CSLT55	55	6-30	100	4000
CSLT60	60	6-30	90	3600
CSLT65	65	6-30	80	3200
CSLT70	70	6-30	70	2800
CSLT75	75	6-30	65	2600
CSLT80	80	6-30	60	2400

Minimum Concrete Strength of 50N/mm²



Concrete spacer with galvanised loop ties and flat base support offers a very sturdy spacer.

Manufactured to meet the requirements of BS7973-1 :2001 Annex A.

Approved according to DBV specification.

Indented Triangular Surface Bar Ready Wired

Product Code	Cover (mm)	Length (mm)	Pallet Size
CITS40	40	300	2000
CITS50	50	300	1560
CITS60	60	300	1120
CITS70	70	300	1000
CITS80	80	300	800

Minimum Concrete Strength of 50N/mm²




This spacer provides minimum contact with the formwork through the pointed shaped support surface. This is also manufactured with 1.6mm galvanised fixing wire.

Approved according to DBV specification.

Piling Sledge Spacer

Product Code	Cover (mm)	Length (mm)	Width (mm)	Pallet Size
CPSS40	40	300	80	550
CPSS50	50	300	80	500
CPSS55	55	300	80	450
CPSS60	60	300	80	425
CPSS65	65	300	80	400
CPSS70	70	300	80	375
CPSS75	75	300	80	350
CPSS90	90	300	80	300
CPSS100	100	300	80	280

Minimum Concrete Strength of 50N/mm²



The unique shape of this spacer ensures that the mould slides easily over the reinforcement. 50mm width available on request.

Pointed Surface Spacer Ready Wired

Product Code	Cover (mm)	Pack Size	Pallet Size
CPS30	30	250	10000
CPS35	35	200	8000
CPS40	40	150	6000
CPS45	45	120	4800
CPS50	50	100	4000
CPS55	55	70	2800
CPS60	60	60	2400
CPS65	65	50	2000
CPS70	70	40	1600

Minimum Concrete Strength of 50N/mm²



This spacer offers minimal contact with the formwork and maximum cover with reinforcement. Also enables excellent flow conditions for in-situ concrete. The diagonal groove ensures that the spacer is always attached to the outer reinforcement and prevents twisting or overturning.

Approved according to DBV specification.

Round Concrete Spacer

Product Code	Cover (mm)	Hole Dia. (mm)	Pack Size	Pallet Size
CR3019	30	19	90	3600
CR3029	30	29	70	2800
CR4019	40	19	60	2400
CR4029	40	29	50	2000
CR4519	45	19	50	2000
CR4529	45	29	40	1600
CR5019	50	19	35	1400
CR5029	50	29	30	1200

Minimum Concrete Strength of 50N/mm²



Used on vertical reinforcement to stop any risk of the spacer detaching.

High Chairs

Product Code	Height (mm)	Bar Size (mm)			Length (mtr)	Weight (kg/mtr)	Pack Size (mtr)
AL050 *	50	4.0	2.8	2.8	2	0.310	500
AL060 *	60	4.0	2.8	2.8	2	0.315	500
AL070	70	4.0	2.8	2.8	2	0.320	500
AL075 *	75	4.0	2.8	2.8	2	0.324	500
AL090 *	90	4.0	2.8	2.8	2	0.333	500
AL100	100	4.0	2.8	2.8	2	0.340	500
AL105 *	105	4.0	2.8	2.8	2	0.344	500
AL120 *	120	4.0	2.8	2.8	2	0.355	500
AL130	130	4.0	2.8	2.8	2	0.362	500
AL135 *	135	4.0	2.8	2.8	2	0.366	500
AL150 *	150	4.0	2.8	2.8	2	0.379	500
AL160	160	4.5	3.0	3.0	2	0.457	500
AL165 *	165	4.5	3.0	3.0	2	0.462	500
AL170	170	4.5	3.0	3.0	2	0.467	500
AL180 *	180	4.5	3.0	3.0	2	0.477	500
AL190	190	4.5	3.0	3.0	2	0.486	500
AL200 *	200	4.5	3.0	3.0	2	0.497	500
AL220 *	220	4.5	4.0	3.0	2	0.735	200
AL250 *	250	4.5	4.0	3.0	2	0.790	200
AL280 *	280	4.5	4.0	3.0	2	0.846	200
AL300 *	300	4.5	4.0	3.0	2	0.884	200

* UK Stock Sizes



Intersig's High Chairs are designed for supporting bars and mesh on site and in the precast factory. Their unique design eliminates any danger of puncturing the Damp Proof Membrane on ground floor slabs. Also known as Hystools and Deck Chairs.

High Chairs (Manufactured to BS 7973 1:2001)

Product Code	Height (mm)	Bar Size (mm)			Length (mtr)	Weight (kg/mtr)	Pack Size (mtr)
A050BS	50	5.0	5.0	5.0	2	0.874	500
A060BS	60	5.0	5.0	5.0	2	0.891	500
A075BS	75	5.0	5.0	5.0	2	0.920	500
A090BS	90	5.0	5.0	5.0	2	0.953	500
A105BS	105	5.0	5.0	5.0	2	0.989	500
A120BS	120	5.0	5.0	5.0	2	1.028	500
A135BS	135	5.0	5.0	5.0	2	1.068	500
A150BS	150	5.0	5.0	5.0	2	1.110	500
A165BS	165	5.0	5.0	5.0	2	1.153	500
A180BS	180	5.0	5.0	5.0	2	1.197	500
A200BS	200	5.0	5.0	5.0	2	1.257	500
A220BS	220	5.0	5.0	5.0	2	1.317	200
A230BS	230	5.0	5.0	5.0	2	1.348	200
A250BS	250	5.0	5.0	5.0	2	1.410	200
A270BS	270	5.0	5.0	5.0	2	1.472	200
A280BS	280	5.0	5.0	5.0	2	1.503	200
A300BS	300	5.0	5.0	5.0	2	1.566	200

Manufactured to meet the requirements of BS7973-1 :2001 Annex A.



A robust continuous wire chair manufactured from Grade B500 reinforcement steel incorporating larger diameter bars than our standard High Chairs. This product has been specifically designed and manufactured to meet the performance standards of BS7973. This standard stipulates that the permanent deflection of the product should not exceed 1.0mm after a set load is applied to the various points along the length of the chair. Meeting this specification reduces the chance of deformation of the wire chair during installation, reducing the potential for increases in concrete cover to the reinforcement, which in turn could lead to larger crack widths than anticipated in the finished concrete surface. This product feature should be considered when supporting the reinforcement steel for heavily reinforced slabs or when large amounts of foot traffic are anticipated either while fixing the reinforcement steel or during final concrete placement.

High Chairs Heavy Duty

Product Code	Height (mm)	Bar Size (mm)			Length (mtr)	Weight (kg/mtr)	Pack Size (mtr)
A050	50	4.7	3.3	3.3	2	0.429	500
A060	60	4.7	3.3	3.3	2	0.436	500
A075	75	4.7	3.3	3.3	2	0.445	500
A090	90	4.7	3.3	3.3	2	0.462	500
A105	105	4.7	3.3	3.3	2	0.475	500
A120	120	4.7	3.3	3.3	2	0.493	500
A135	135	4.7	3.3	3.3	2	0.510	500
A150	150	4.7	3.3	3.3	2	0.528	500
A165	165	4.7	3.3	3.3	2	0.545	500
A180	180	4.7	3.3	3.3	2	0.563	500
A200	200	4.7	3.3	3.3	2	0.587	500
A220	220	4.7	4.0	3.3	2	0.769	200
A230	230	4.7	4.0	3.3	2	0.787	200
A250	250	4.7	4.0	3.3	2	0.824	200
A270	270	4.7	5.0	4.0	2	1.259	200
A280	280	4.7	5.0	4.0	2	1.289	200
A300	300	4.7	5.0	4.0	2	1.348	200
A320*	320	6.0	5.0	5.0	2	1.601	100
A340*	340	6.0	5.0	5.0	2	1.661	100
A360*	360	6.0	5.0	5.0	2	1.721	100
A380*	380	6.0	5.0	5.0	2	1.781	100
A400*	400	6.0	5.0	5.0	2	1.842	100

* UK Stock Sizes



Intersig's heavy duty high chairs are manufactured with larger wires for supporting heavier bars and mesh on site and in the precast factory. Their unique design eliminates any danger of puncturing the Damp Proof Membrane on ground floor slabs. Also known as Hystools and Deck Chairs.

Approved according to DBV specification.

Lattice Girder High Chair

Product Code	Height (mm)	Bar Size (mm)			Length (mtr)	Weight (kg/mtr)	Pack Size (mtr)	Pallet Size (mtr)
CKT070	70	7	4.5	5	2	0.950	200	600
CKT080	80	7	4.5	5	2	0.966	200	600
CKT090	90	7	4.5	5	2	0.983	200	600
CKT100	100	7	4.5	5	2	1.002	200	600
CKT110	110	7	4.5	5	2	1.021	200	600
CKT120	120	7	4.5	5	2	1.040	200	600
CKT130	130	7	4.5	5	2	1.060	200	600
CKT140	140	7	4.5	5	2	1.081	200	600
CKT150	150	7	4.5	5	2	1.103	200	600
CKT160	160	7	4.5	5	2	1.124	200	600
CKT180	180	7	4.5	5	2	1.169	200	600
CKT200	200	7	4.5	5	2	1.214	200	600

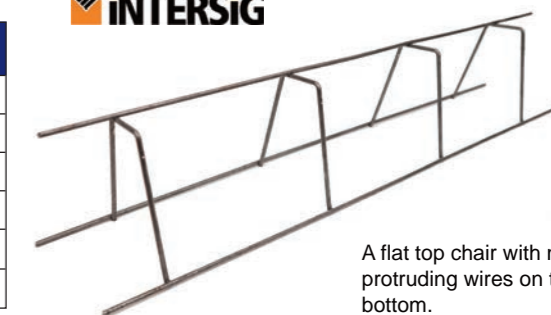
Other sizes and lengths available on request.



A heavy duty continuous wire spacer, manufactured from larger diameter reinforcement steel than other wire spacers in the lattice range, providing superior load bearing capabilities. The ability to provide continuous support with this type of spacer allied to a high load capability, makes it the ideal product for placing and supporting roll out mesh systems such as Bamtec carpet reinforcement.

Flat Top High Chair

Product Code	Height (mm)	Bar Size (mm)			Length (mtr)	Weight (kg/mtr)	Pack Size (mtr)	Pallet Size (mtr)
AN050	50	3.3	3.3	3.3	2	0.275	400	2400
AN075	75	3.3	3.3	3.3	2	0.309	400	2400
AN090	90	3.3	3.3	3.3	2	0.317	400	2400
AN105	105	3.3	3.3	3.3	2	0.325	400	2400
AN130	130	3.3	3.3	3.3	2	0.359	400	2400
AN150	150	3.3	3.3	3.3	2	0.380	400	2400

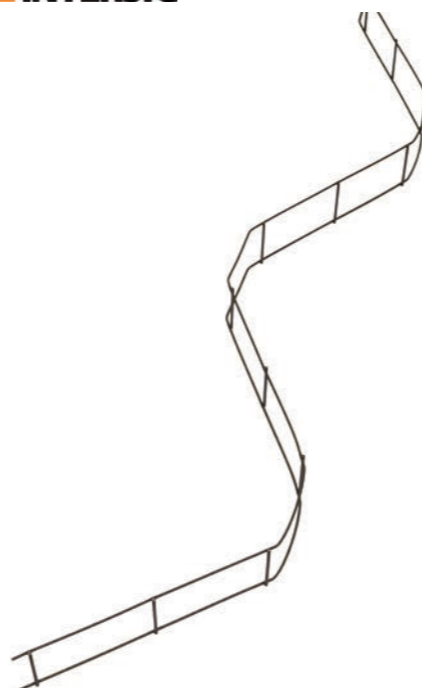


A flat top chair with no protruding wires on the bottom.

Snake Spacers

Product Code	Height (mm)	Length (mtr)	Weight (kg/mtr)	Pack Size (no)	Pallet Size (no)
ZZ030DBV	30	2	0.181	2400	7200
ZZ040DBV	40	2	0.194	2400	7200
ZZ050DBV *	50	2	0.195	1200	2400
ZZ060DBV	60	2	0.203	1200	2400
ZZ070DBV *	70	2	0.210	1200	2400
ZZ080DBV *	80	2	0.217	1000	2000
ZZ090DBV *	90	2	0.223	1000	2000
ZZ100DBV *	100	2	0.230	1000	2000
ZZ110DBV *	110	2	0.238	800	1600
ZZ120DBV *	120	2	0.244	800	1600
ZZ130DBV *	130	2	0.260	800	1600
ZZ140DBV	140	2	0.272	600	1200
ZZ150DBV *	150	2	0.278	600	1200
ZZ160DBV	160	2	0.285	600	1200
ZZ180DBV *	180	2	0.338	600	1200
ZZ200DBV *	200	2	0.365	400	800
ZZ220DBV	220	2	0.468	400	800
ZZ240DBV	240	2	0.486	400	800
ZZ260DBV	260	2	0.576	200	600
ZZ280DBV	280	2	0.599	150	450
ZZ300DBV	300	2	0.621	150	450
ZZ320DBV	320	2	0.711	150	300
ZZ340DBV	340	2	0.737	150	300
ZZ360DBV	360	2	0.762	150	300
ZZ380DBV	380	2	0.788	150	300
ZZ400DBV	400	2	0.813	150	300

* UK Stock Sizes



A lightweight but strong continuous line spacer with a corrugated profile providing an extremely stable support for mesh reinforcement. Approved according to DBV specification.

Circular Wire Spacers

Product Code	Height (mm)	Bar Size (mm)			Length (mtr)	Weight (kg/mtr)	Pack size (no)	Pallet Size (no)
CWL050*	50	3.3	3.3	3.3	3	0.211	100/300	1200
CWL060*	60	3.3	3.3	3.3	3	0.214	100/300	1200
CWL075*	75	3.3	3.3	3.3	3	0.219	100/300	1200
CWL090*	90	3.3	3.3	3.3	3	0.228	100/300	1200
CWL105*	105	3.3	3.3	3.3	3	0.235	100/300	1200
CWL120*	120	3.3	3.3	3.3	3	0.243	100/300	1200
CWL135*	135	3.3	3.3	3.3	3	0.252	100/300	600
CWL150*	150	3.3	3.3	3.3	3	0.260	100/300	600
CWL165*	165	3.3	3.3	3.3	3	0.269	100/300	600
CWL180*	180	3.3	3.3	3.3	3	0.278	100/300	600
CWL200*	200	3.3	3.3	3.3	3	0.291	100/300	600

* UK Stock Sizes



Intersig's Circular Wire Spacers provide a quick and easy method of supporting reinforcement in concrete slabs. They are supplied in 3 metre lengths and are formed into a 1 metre circle on site using tying wire.

Individual High Chairs

Product Code	Height (mm)	Pack Size	Pallet Size
HCI100	100	100	2000
HCI150	150	100	3000



Used to support the top reinforcement.

Standard Lattice Girder

Height (mm)	Length (mtr)	Pack Size (no)				
		7 / 4.5 / 5	8 / 5 / 5	8 / 6 / 6	10 / 6 / 6	12 / 6 / 6
50	12	50				
60	12	50				
70	12	100	100	100	50	50
80	12	100	100	100	50	50
90	12	100	100	100	50	50
100	12	100	100	100	50	50
110	12	100	100	100	50	50
120	12	100	100	100	50	50
130	12	100	100	100	50	50
140	12	100	100	100	50	50
150	12	100	100	100	50	50
160	12	100	100	100	50	50
170	12	100	100	100	50	50
180	12	50	50	50	50	50
190	12	50	50	50	50	50
200	12	50	50	50	50	50
210	12		50	50	50	50
220	12		50	50	50	50
230	12		50	50	50	50
240	12		50	50	50	50
250	12		50	50	50	50
260	12		50	50	50	50
270	12		50	50	50	50
280	12		50	50	50	50
290	12		50	50	50	50
300	12		50	50	50	50
310	12				25	
320	12				25	
330	12				25	
340	12				25	

Other Heights, Lengths and Bar sizes are available on request.



Lattice Girders are used primarily in wide slab and double wall precast applications. They can also be used as horizontal reinforcement in slabs.

Any combination of bars can be manufactured to order: Top bar 5-16mm, Stirrup 4-8mm and Bottom bar 4-16mm.

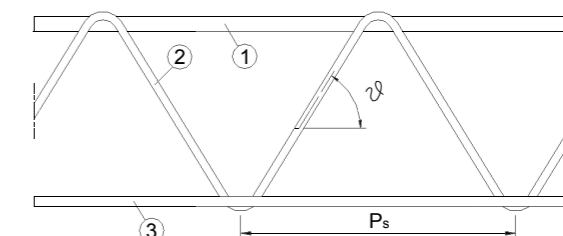
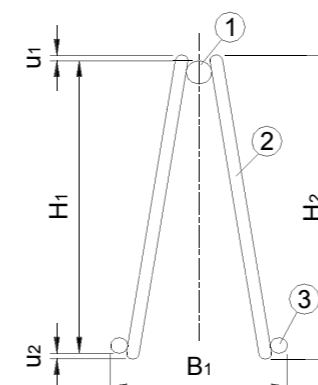


Rebar type

- Upper Wire: Grade B500A-DE500BS (Ribbed or Smooth), Grade B500B-BE500TS (Ribbed), Grade Smooth
- Diagonal Wire: Grade B500A-DE500BS (Ribbed)
- Bottom Wire: Grade B500B-BE500TS (Ribbed)

Dimensions

H1 (mm)	H2 (mm)	B1 (mm)	1 (mm)	2 (mm)	3 (mm)	U1 (mm)	U2 (mm)	Ps (mm)
50 - 400	H1 + 8	70 - 120	5 - 16	4 - 8	4 - 16	4	4	200





SLAB ACCESSORIES

Crack Inducers 27	Screed Rails 35
Dowel Bar System 28	Sealants 37
Expansion Joints 29 - 30	Screed Chairs 38
Concrete Protection 31		
Concrete Testing 32		
Bolt Boxes & Foundation Bolts 33 - 34		

Top Crack Inducer

Product Code	Depth (mm)	Length (mtr)	Pack Size (mtr)
CITP50	50	5	50
CITP75	75	5	50



For use in external concrete slab areas where the joint has to be sealed. The top part is removed after the concrete has set. This provides a suitable void for a joint sealant.

Bottom Crack Inducer

Product Code	Depth (mm)	Length (mtr)	Pack Size (mtr)
CIBY402.5	40	2.5	50
CIBY40	40	5	50
CIBY75	75	5	50



Used where a vertical crack formed from the base of the slab is needed.

T Bar

Product Code	Height (mm)	T Section (mm)	Thickness (mm)	Length (mtr)
T50	50	50	5	5
T75	75	50	5	5



A rigid aluminium T bar to form a straight slot in wet concrete for easy insertion of the two part Top Crack Inducer.

Void Formers

Product Code	Size (mm)	Length (mtr)	Pack Size (mtr)
VF2010	20 x 10	3	60
VF2020	20 x 20	3	30
VF2512	25 x 12	3	60
VF2525	25 x 25	3	30



Reusable PVC Void Former for forming grooves in concrete. Mainly used on top of filler boards to form a void for joint sealant filler.

Expansion Dowel Sleeves

Product Code	Size (mm)	Pack Size	Pallet Size
EDS12	12 x 450	100	5000
EDS16	16 x 300	100	5000
EDSL16	16 x 450	100	5000
EDS20	20 x 300	100	5000
EDS25	25 x 300	100	5000
EDS32	32 x 375	50	2500



Dowel Bar Sleeves act as a method of debonding mild steel dowel bars.

Other sizes available on request.

Expansion Dowel Caps

Product Code	Size (mm)	Pack Size	Pallet Size
EDC12	12 x 100	100	40000
EDC16	16 x 100	100	40000
EDC20	20 x 100	100	20000
EDC25	25 x 100	100	20000
EDC32	32 x 100	50	10000
EDC40	40 x 100	50	10000



Rigid PVC tube with a compressible plug which allows for the expansion of dowel bars.

Dowel Bars

Product Code	Bar Dia. (mm)	Length (mm)	Pallet Size
DB12400	12	400	2600
DB12600	12	600	1800
DB12900	12	900	1250
DB16400	16	400	1600
DB16600	16	600	1000
DB16900	16	900	1000
DB20400	20	400	1000
DB20600	20	600	600
DB20900	20	900	250
DB25600	25	600	250
DB32750	32	750	100

Other sizes available on request.



Plain mild steel with sawn ends, for use in expansion and contraction joints. Also available in polymeric, galvanised & stainless steel.

Dowel Bar Cradles - Contraction

Product Code	Height (mm)	For Slab Depth (mm)	Length (mm)
CDBC150	75	150-180	1200
CDBC190	95	190-230	1200
CDBC240	125	240-280	1200



Contraction Dowel Bar Cradles are used for supporting dowel bars in joints for road and slab construction.

Dowel Bar Cradles - Expansion


Product Code	Height (mm)	For Slab Depth (mm)	Length (mm)
EDBC150	65	150-180	1200
EDBC190	90	190-230	1200
EDBC240	115	240-280	1200



Expansion Dowel Bar Cradles are used for supporting dowel bars in joints for road and slab construction.

Double Dowel Shear Load Connectors

Product Code	Dowel Dia. (mm)	Overall Length (mm)	Dowel Projection (mm)	Sleeve Length (mm)
DSD25	14	250	120	120
DSD30	16	260	120	120
DSD50	18	280	130	135
DSD65	20	300	150	155
DSD75	22	340	150	155
DSD100	30	400	210	210
DSD130	35	470	260	265
DSD150	42	550	270	275
DSD400	52	660	330	335
DSD450	65	690	360	370



The Double Shear Load Connectors are more effective at transferring load and allowing movement to take place. Each connector is a two-part assembly comprising a sleeve and dowel component.

Expansion Joint Foam

Product Code	Width x Depth (mm)	Tear Off (mm)	Pack Size (mtrs)
JF10100	10 x 100	10	10 & 25
JF10140	10 x 140	10	10
JF10150	10 x 150	10	10
JF10175	10 x 175	10	10
JF10200	10 x 200	10	10
JF10225	10 x 225	10	10
JF10250	10 x 250	10	10
JF10300	10 x 300	10	10
JF12100	12 x 100	12	10
JF12150	12 x 150	12	10 & 25
JF12175	12 x 175	12	10
JF12200	12 x 200	12	10 & 25
JF12250	12 x 250	12	10
JF12275	12 x 275	12	10
JF15100	15 x 100	15	20
JF15150	15 x 150	15	20
JF15175	15 x 175	15	20
JF15200	15 x 200	15	20
JF15250	15 x 250	15	20
JF20100	20 x 100	20	20
JF20150	20 x 150	20	20
JF20175	20 x 175	20	20
JF20200	20 x 200	20	20
JF20225	20 x 225	20	20
JF20250	20 x 250	20	20
JF20300	20 x 300	20	20
JF25100	25 x 100	25	20
JF25150	25 x 150	25	20
JF25175	25 x 175	25	20
JF25200	25 x 200	25	20
JF25225	25 x 225	25	20
JF25250	25 x 250	25	20
JF25300	25 x 300	25	20

10mm and 12mm are supplied in Coils, 15mm and above are in 2 metre strips. Bespoke sizes available on request.



Joint Foam is a closed cell polyethylene foam used as a joint filler, joint former, non-load transfer filler, grout check, stop-end, insulant and many more applications.

Technical Specifications

Properties	Test Method	Unit	Typical Value
Density	DIN 53420	kg/m3	28
Tensile Strength Extrusion Direction Cross Direction	DIN 53571	N/mm2	0.318 0.227
Elongation at Break Extrusion Direction Cross Direction	DIN 53571	%	70 65
Compression Strength 25% (4th Compression) 50% (4th Compression) 70% (4th Compression)	DIN 53577	N/mm2	0.031 0.091 0.221
Thermal Stability	ASTM D-3575-S	%	< 3
Cell Size	BS 4443/1 Met.4	Cells/25mm	≥ 26
Water Absorption (after 24 hours)	DIN 53428	Vol %	0.7
Working Temp Range	Internal	°C	-30 to +80

Expansion Joint Foam Sheets

Product Code	Thickness (mm)	Sheet Size (mm)	Pallet Size
JFS10	10	2000 x 1200	150
JFS12	12	2000 x 1200	125
JFS15	15	2000 x 1200	100
JFS20	20	2000 x 1200	80
JFS25	25	2000 x 1200	80
JFS30	30	2000 x 1200	50
JFS50	50	2000 x 1200	25

High density sheets and bespoke sizes also available.



Wood Fibre Fillerboard Sheets

Product Code	Size (mm)	Sheet Size (mm)	Pallet Size
WFB12	12	2130 x 1220	93
WFB20	20	2130x 1220	63
WFB25	25	2130 x 1220	46

Bitumen impregnated Wood Fibre Fillerboard sheets. Density 230kg/m³



Wood Fibre Fillerboard Strips


Product Code	Size (mm)	Height (mm)	Length (mtr)	Pack Size	Pallet Size
WFBS12100	12	100	2.44	20	54
WFBS12150	12	150	2.44	10	72
WFBS12200	12	200	2.44	10	54
WFBS20100	20	100	2.44	12	60
WFBS20150	20	150	2.44	6	80
WFBS20200	20	200	2.44	6	60
WFBS25100	25	100	2.44	10	54
WFBS25150	25	150	2.44	5	72
WFBS25200	25	200	2.44	5	54

Bitumen impregnated Wood Fibre Fillerboard, cut into strips ready to use. Density 230kg/m³



Vertical Control Joint

Product Code	Size (mm)	Height (mm)	Length (mtr)	Pack Size (mtrs)
VCJ060	10	60	1800	45
VCJ080	10	80	1800	45
VCJ100	10	100	1800	36



Vertical Control Joints are designed for movement, reflected structural joints or movement day joints. Self adhesive strip on the base for easy fixing

Foam Backer Rod

Product Code	Size (mm)	Pack Size (mtr)
FBR10	10	1100
FBR13	13	900
FBR15	15	500
FBR20	20	300
FBR25	25	200
FBR30	30	150
FBR40	40	80



A closed cell polyethylene cord used for caulking joints prior to application of joint sealant.

Polythene Damp Proof Membrane

Product Code	Gauge	Thickness (mu)	Roll Size (mtr)
DPM1000	1000	250	25 x 4
DPM1200	1200	300	25 x 4
DPM2000	2000	500	25 x 4

Other variations available.




A polythene Damp Proof Membrane manufactured to BBA standard, which is used in concrete floors to prevent upward movement of moisture.

Top Hats

Product Code	Internal (mm)
TH110	110
TH160	160

Other sizes are available on request.



Top Hat units are designed to provide an effective seal around service pipe penetrations. They are available in sizes 110mm and 160mm in diameter. **Note:** Please specify the outside diameter of your pipe when ordering the Top Hat Unit.

Frost Blankets

Product Code	Thickness (mm)	Roll Size (mtr)
FBS	7	75 x 1.5

Other sizes available on request.



Provides thermal protection for newly laid concrete. Frost Blankets can be used to prevent freezing of the newly laid concrete in winter and reduces evaporation of water from the concrete due to high temperatures in summer.

Hessian

Product Code	Width (mtr)	Length (mtr)
HESS	1.37	46



Prevents water loss in newly laid concrete and brickwork.

Temporary Polythene Sheets

Product Code	Description	Gauge	Roll Size (mtr)
TPS	Clear	130	25 x 4



Manufactured within strict tolerances under ISO9001 which ensures a high quality product. All rolls are uniquely labelled and registered for complete traceability.

Steel Cube Moulds

Product Code	Width (mm)	Length (mm)
CMS100	100	100
CMS150	150	150

Four part design. Clamp type steel baseplate. Meets requirements of BS1881 part 108 EN12390-1 and ISO19200.



Our moulds are manufactured from steel and are capable of withstanding heavy usage without suffering distortion. Tamping Rod also available.

Plastic Cube Moulds

Product Code	Width (mm)	Length (mm)
CMPL100	100	100
CMPL150	150	150

100mm is a double mould (2no x 100mm)



Plastic moulds are lightweight and are easy to eject using air or water pressure.

Polystyrene Cube Moulds

Product Code	Width (mm)	Length (mm)
CMPS100	100	100
CMPS150	150	150



Polystyrene moulds are designed to test low strength concrete where testing accuracy is not essential.

Slump Cone Set

Product Code	Description
SCONE	Cone
SPLATE	Plate
SFUNNEL	Funnel
STR	Tamping Rod
SMR	Metal Ruler



Concrete workability can be measured using the slump test.

Scoops

Product Code	Description
SCOOP	Metal Scoop



Used for scooping concrete.

Waxed Bolt Boxes

Product Code	Length (mm)	Tapering from (mm)	Pack Size
BB229	229	70 x 20	400
BB305	305	92 x 20	300
BB380	380	108 x 25	200
BB457	457	114 x 30	100
BB534	534	118 x 30	100
BB610	610	132 x 30	80
BB762	762	165 x 35	48



Facilitates easy bolt adjustment.
Made of waxed cardboard.

Expanded Metal Bolt Boxes

Product Code	Length (mm)	Dia. (mm)	Pack Size
BBEM225	225	75	320
BBEM300	300	75	240
BBEM375	375	75	180
BBEM450	450	100	150
BBEM525	525	100	10
BBEM600	600	100	10
BBEM750	750	100	10



A cylinder manufactured from expanded metal.

Other sizes made to order.

Plastic Bolt Boxes

Product Code	Length (mm)	Pack Size
BBPL380	380	15



The rigid Plastic Bolt Box is designed to remain in-situ.

Polystyrene Bolt Boxes

Product Code	Length (mm)	Tapering from (mm)	Pack Size
BBP225	225	75 x 50	100
BBP300	300	75 x 50	100
BBP375	375	75 x 50	100
BBP450	450	75 x 50	100
BBP525	525	75 x 50	100
BBP600	600	75 x 50	100
BBP762	762	75 x 50	75



Shaped polystyrene bolt box can be easily dissolved using Poly-Dissolve.

Holding Down / Foundation Bolts

Product Code	Dia. (mm)	Length (mm)	Thread Length (mm)	Grade	Pallet Size
HDB16300	16	300	min.116 / max.122	4.6 or 8.8	1600
HDB16375	16	375	min.116 / max.122	4.6 or 8.8	1400
HDB16450	16	450	min.116 / max.122	4.6 or 8.8	1200
HDB16525	16	525	min.116 / max.122	4.6 or 8.8	1200
HDB16600	16	600	min.116 / max.122	4.6 or 8.8	1200
HDB20300	20	300	min.120 / max.128	4.6 or 8.8	1200
HDB20375	20	375	min.120 / max.128	4.6 or 8.8	1000
HDB20450	20	450	min.120 / max.128	4.6 or 8.8	800
HDB20525	20	525	min.120 / max.128	4.6 or 8.8	700
HDB20600	20	600	min.120 / max.128	4.6 or 8.8	450
HDB24375	24	375	min.124 / max.133	4.6 or 8.8	400
HDB24450	24	450	min.124 / max.133	4.6 or 8.8	400
HDB24525	24	525	min.124 / max.133	4.6 or 8.8	400
HDB24600	24	600	min.124 / max.133	4.6 or 8.8	400
HDB30450	30	450	min.130 / max.141	4.6 or 8.8	300
HDB30525	30	525	min.130 / max.141	4.6 or 8.8	300
HDB30600	30	600	min.130 / max.141	4.6 or 8.8	200

(Add 8.8 to end of the product code for grade 8.8)




A non-preloaded bolting assembly for providing connections between structural steel stanchion bases and concrete foundations. These bolts are supplied complete with the corresponding full nut and are manufactured in accordance with BS 7419-2012 and are CE marked and UKCA marked in accordance to the requirements of BS EN 1504-1. They are available in either 4.6 or 8.8 property classes in accordance with BS EN ISO988-1 & 2.

Holding Down Bolt Washers

Product Code	To Suit Bolt (M)	Square (mm)	Thickness (mm)	Pallet Size
HDBW16	16	100	10	1200
HDBW20	20	100	10	1200
HDBW24	24	100	10	1200
HDBW30	30	100	10	1200

Other sizes available on request.



Used in conjunction with holding down bolts.

Bolt Cracker

Product Code	Bolt Dia. (mm)	Pack Size (no)	Pallet Size (no)
BC20	20	100	12500
BC24	24	100	10000



The Bolt Cracker is an innovative invention designed to maximize holding down bolt movement. It provides a simple, easy to install, safe and cost effective solution to a very common problem within the construction process.

Denso Tape

Product Code	Width (mm)	Length (mtr)	Thickness (mm)
DST050	50	10	1.15
DST075	75	10	1.15
DST100	100	10	1.15



Resistant to mineral acids, alkalis, salts and micro-organisms, as well as being impermeable to water, water vapour and gases. It is also non-hardening and non-cracking.

Kota Metal Top Screed Rails

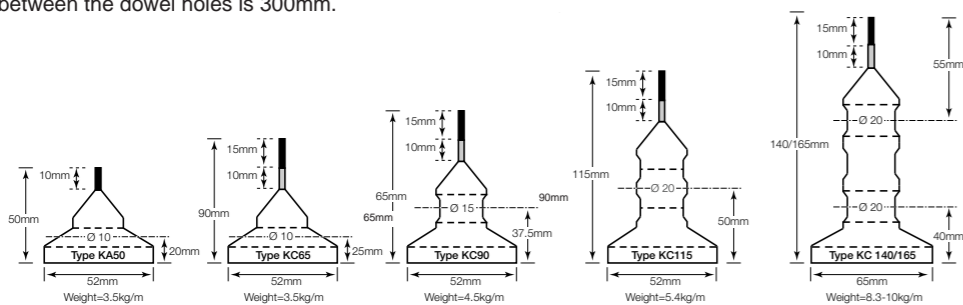
Product Code	Height (mm)	Length (mtr)	Pack Size (no)
KA050	50	3.9	25
KC065	65	3.9	25
KC090	90	3.9	25
KC115	115	3.9	25
KC140	140	3.9	20
KC165	165	3.9	20

Distance between the dowel holes is 300mm.



Kota screed rails eliminate the cost of hiring, cleaning, repairing and storing road forms. The permanent formwork system forms part of the completed slab and provides a super flat edge to screed from which in turn provides protection to the leading edge of the slab throughout its operational lifetime. The use of Kota Screed rails automatically speeds up production of the adjacent slabs as the rail from the previous pour forms the new edge of the subsequent pour.

Scan the QR code for installation video.



Kota Concrete Rails

Product Code	Height (mm)	Length (mtr)	Pack Size (no)
K080	80	3.9	25
K100	100	3.9	20
K125	125	3.9	20
K150	150	3.9	20

Distance between the dowel holes is 300mm.



This flat top rail is very sturdy with its unique profile providing excellent bonding and superior consistency on the top face.

Kota Metal Screed Rails

Product Code	Height (mm)	Length (mtr)	Pack Size (no)
KS027	27	2	30
KS055	55	3	30
KS075	75	3	30
KS100	100	3	30
KS120	120	3	30
KS145	145	3	30

Distance between the dowel holes is 300mm.

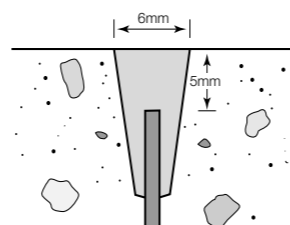


A lightweight and easy to handle rail which needs minimal room for storage. Robust design aids safe transportation and the galvanised finish prevents rust. This rail comes complete with steel holder for fixing and plastic clips to fix the ends together.

Plastic Profile

Product Code	Length (mtr)	Pack Size (mtr)
KPP	2	50

Used when you want the shrink line to be sealed.



Universal Rail 40/60

Product Code	Height (mm)	Length (mtr)
KU04060	40/60	3

Advisable slab depth: 40mm to 100mm.

A versatile screed rail suitable for use with sand/cement or polymer screeds. These rails form a vertical face so there are no cavities. The rail can be fitted using conventional concrete dabs, steel pins or even welded into position. This rail is light, strong and easy to use, fully galvanised and can be used on isolation joints.



Universal Rail 70/120

Product Code	Height (mm)	Length (mtr)
KU04060	40/60	3
KUF070120	70/120	-

Advisable slab depth: 70mm to 120mm.

Advantages as above but with the addition of adjustable feet, this rail can be used for a wider variety of heights. It is ideally suited for use on metal decking projects. The feet can be secured to the decking. This rail is also unique in that it can be securely fixed at an angle for falls. Recommended 5 feet per rail.



KUF070120

Top Extender

Product Code	Height (mm)	Length (mtr)
KUTE05	5	3
KUTE15	15	3

Advisable slab depth: 75mm to 135mm.



This increases the height of the rail by 5mm or 15mm. Can also be removed when you want the shrink line to be sealed.

Plastic Rail

Product Code	Height (mm)	Length (mtr)
KP050	50	3.0
KP080	80	3.0
KP125	125	3.0

Plastic Rails are designed for foot traffic only and should not be used where forklifts or vehicles drive over the joint.



Polysulphide Sealants - Pouring Grade

Product Code	Description	Colour	Packaging	Size (ltr)	Pack Size (no)
ARBAG2050	Pouring Grade	Grey	Tin	5.0	2

Arbo AG2 Pouring Grade is a two part Polysulphide Sealant, which when the components are mixed together, cures to form a flexible rubber seal. It has good adhesion to concrete, stone, metals and many other common building substrates.



Polysulphide Sealants - Gun Grade

Product Code	Description	Colour	Packaging	Size (ltr)	Pack Size (no)
ARBAG2025	Gun Grade	Grey	Tin	2.5	4

Arbokol AG2 is a two part Polysulphide Sealant which cures once the two components are mixed together to give a flexible rubber seal. It has good adhesion to concrete, stone, metals and many other common building substrates.



Porous Primer

Product Code	Description	Colour	Packaging	Size (ltr/ml)	Pack Size (no)
ARBAG2P005	Pouring Grade	-	Tin	500 ml	12
ARBAG2P050	Pouring Grade	-	Tin	5.0 ltr	1

Arbokol AG2 Porous Primer is a one part, solvent containing, air- drying isocyanate resin based primer.



Polyurethane Sealant 1245

Product Code	Description	Colour	Packaging	Size (ml)	Pack Size (no)
ARB1245	Gun Grade	Grey	Foil	600	20

Arbothane 1245 is a one part Polyurethane Sealant which cures on exposure to moisture vapour to form a tough but flexible rubber. It has good adhesion to concrete, brickwork, metals and many other common construction substrates.



Polyurethane Sealant 1245SL

Product Code	Description	Colour	Packaging	Size (ml)	Pack Size (no)
ARB1245SL	Gun Grade	Grey	Foil	600	20

Arbothane 1245SL is a self-levelling one part Polyurethane Sealant which cures on exposure to moisture vapour to form a tough but flexible rubber. It has good adhesion to concrete, brickwork, metals and many other common construction substrates.



Modified Polymer Sealant

Product Code	Description	Colour	Packaging	Size (ml)	Pack Size (no)
ARBMP20BL	Gun Grade	Black	Cartridge	380	25
ARBMP20GR	Gun Grade	Grey	Cartridge	380	25
ARBMP20WH	Gun Grade	White	Cartridge	380	25
ARBMP20GRF	Gun Grade	Grey	Foil	600	20

Arbomeric MP20 is a one part high modulus Modified Polymer Sealant which cures on exposure to moisture vapour to form a tough but elastic rubber.



Guns

Product Code	Description	Pack Size (no)
ARBBG	Barrel Gun	1
ARBFG	Foil Gun	1

High quality gun used in conjunction with the above sealants.



Plastic Screed Chairs

Product Code	Description	Pack Size
SCS	Saddle	100
SCC	Collars	100
SCB	Bases	100
FPS22	Shaft	100mtr



Plastic Screed Chair, completely adjustable and can be left in the concrete. Saddle i/d: 54mm.
120mm (excluding shaft)

Metal Screed Chairs

Product Code	Type	Adjustments (mm)	Pack Size
SCM1	1	120-150	50
SCM2	2	150-200	50
SCM3	3	200-300	30
SCM4	4	300-400	25

Larger sizes available on request.



Metal Screed Chairs are fully adjustable. Supplied in two parts, the height can be adjusted by turning the stirrup in the base. They provide an extremely stable support for screed floors.

Heavy Duty Metal Screed Chairs

Product Code	Type	Adjustments (mm)
SCMHD	H.D.	50-500



This heavy duty version can be removed, cleaned and re-used. To use simply insert scaffold tube into the stirrup, adjust the height with bottom nut and lock into place with the top nut. Suitable for slabs up to 500mm deep (including height of scaffold tube).

Tamping Bars

Product Code	Length (mtr)	Dimensions (mm)
TB3	3	100 x 50
TB4	4	100 x 50
TB5	5	100 x 50
TB6	6	100 x 50
TB7	7	100 x 50



Aluminium bar for accurately tamping and levelling concrete. Can be used as a straight edge. Also available with handles on request.



WATERPROOFING SYSTEMS

Waterstops	41
Sealing Plugs	42
Protection Boards	43
Euro Sealflex SBS	43

Bentobar+

Product Code	Colour	Width (mm)	Thickness (mm)	Length (mtr)	Pack Size
BB+2010	Black/Green	20	10	10	5 x 10mtrs (50mtrs)
BB+2025	Black/Green	20	25	5	6 x 5mtrs (30mtrs)

Bentobar+ self-expanding sealing bars. Available in:

- Standard version (black/green).
- Salt version (red) for salt water up to 3w% and contaminated water.

Bentonite waterstops are invaluable to the concrete and construction industries, providing an efficient means for sealing construction joints. Bentobar+ has been sold worldwide for over 25 years and is well known for its stability and durability.

Even after repeated wet-dry cycles, Bentobar+ maintains a perfect seal thanks to its high rubber content. Bentobar+ is also far less susceptible to washing out than traditional bentonite seals. In addition to the standard version, variants also exist for use in seawater (saline concentrations up to 3%) and contaminated water. Both are available in a wide range of sizes.



Bentonite self-expanding sealing bar for sealing construction joints.



Scan the QR code for installation video.

Polybar+

Product Code	Colour	Width (mm)	Thickness (mm)	Length (mtr)	Pack Size
PB+205	Blue	20	5	10	5 x 10mtrs (50mtrs)
PB+2010	Blue	20	10	10	9 x 10mtrs (90mtrs)
PB+2020	Blue	20	20	5	9 x 5mtrs (45mtrs)
PB+2030	Blue	20	30	5	4 x 5mtrs (20mtrs)
PB+3030	Blue	30	30	5	3 x 5mtrs (15mtrs)
PB+505	Blue	50	5	15	4 x 15mtrs (60mtrs)
PB+1005	Blue	100	5	15	2 x 15mtrs (30mtrs)

Polybar+ self-expanding sealing bars are based on a thermoplastic synthetic rubber. Available in:

- Standard version (blue).
- Salt version (yellow) for salt water up to 3w%, manure and slurry.
- Superswell version (orange) for use under highly saline conditions.

Polybar+ is a high quality, durable waterstop. After greater than 35 wet-dry cycles the profile still reveals the same expansion potential. This synthetic waterstop is perfectly stable over time.




Scan the QR code for installation video.

Fixing Strip

Product Code	Description	Length (mtr)	Pack Size (no)
WTFS	Fixing Strip to suit Bentobar+	1	30

This Fixing Strip is manufactured from galvanised wire mesh and is used to fix the swellable sealing bars.



Adhesions

Product Code	Description	Tube Size (ml)	Coverage (mtrs)	Pack Size (no)
BBFG	Fixing Glue	290	4 - 8	12
BBSP	Swellable Paste	310	4 - 8	12

BeSealed® Fixing Glue: For optimal fixation of hydrophilic profiles.
 BeSealed® Swellable Paste: Polyurethane water swellable paste for perfect adhesion and sealing.



Sealing Plug

Product Code	Colour	Size (mm)	Pack Size	Pallet Size
SP22*	Blue	22	100	18,000
SP24	Blue	24	100	9,000
SP26*	Blue	26	100	9,000
SP32*	Blue	32	100	9,000
SP34	Blue	34	100	9,000

* Stocked in the UK.

The Sealing Plug is a revolutionary solution for sealing structural concrete formwork spacers. Sealing Plugs comprise of a water-swellable rubber cap and solid core. The cap prevents water infiltrating the spacer and the core provides a mechanical anchor under water pressures up to 6 bar.

This water-activated, self-expanding sealing solution is one of our most innovative. It guarantees a perfect seal, combatting moisture infiltration with a single hammer strike.



Patented water-swellable plug for a perfect seal of formwork spacers.



Scan the QR code for installation video.

Sealing UFO

Product Code	Colour	Hole Dia. (mm)	Thickness (mm)	Pack Size
SR20	Blue	20 x 2	15	200
SR24	Blue	24	15	100
SUFO12	Blue	12	15	100
SUFO17	Blue	17	15	100
SUFO24	Blue	24	15	100
SUFO31	Blue	31	15	50
SUFO39	Blue	39	15	50

The Sealing UFO is available in different sizes and can be customised to your specific needs.

The Sealing UFO is the perfect solution for combating water infiltration around formwork spacers and surrounding concrete. Sealing UFOs prevent water permeating through cracks in the concrete around formwork spacers.

This innovative sealing system is 100% watertight, quick and easy to install, and available in a wide range of sizes.



Watertight sealing of concrete cracks around formwork spacers.



Scan the QR code for installation video.

Pipe Strap

Product Code	Colour	Suits Pipe Size (mm)	Pack Size	Pallet Size
PS07090	Blue	70 - 90	180	3,600
PS110125	Blue	110 - 125	180	3,600
PS160200	Blue	160 - 200	180	3,600

Unique design that belongs to the intellectual property of BeSealed®. Water swellable strip seal specially designed to waterproof plastic pipes through concrete constructions.


- No installation tools needed.
- Fast and easy installation.



Scan the QR code for installation video.

Protection Board

Product Code	Length (mtr)	Width (mtr)	Thickness (mm)	Pallet Size (no)
PBB	2	1	3	200



Advantages:


- Provides protection against damage from installation of deck finishes.
- Light weight and easy to lay.
- Applied immediately after waterproofing membrane is laid and inspected.
- Resists penetration of abrasive backfilling materials and accidental damage.

Bitumen impregnated Protection Board is used as a protection course for membrane waterproofing materials.

Euro Sealflex SBS

Product Code	Thickness (mm)	Width (mm)	Roll Length (mtr)	Pallet Size (no)
ESFSBS	1.5	1000	20	16
ESFP05	Primer 5 Ltr			100
ESFP15	Primer 15 Ltr			40

Euro Sealflex SBS is a cold applied self adhesive waterproof membrane, manufactured with a strong cross lamination film to enhance the puncture and impact resistance.



Damp Proof Course (DPC)

Product Code	Width (mm)	Roll Length (mtr)	Pack Size (no)
DPC100	100	30	9
DPC112.5	112.5	30	8
DPC150	150	30	6
DPC225	225	30	4
DPC300	300	30	3
DPC450	450	30	2
DPC600	600	30	2



Manufactured from recycled LDPE. Flexible and durable Damp Proof Course, prevents moisture ingress. Safe and clean to handle.

DPC Fixing Strip

Product Code	Width (mm)	Thickness (mm)	Length (mm)	Pack Size (mtr)
DPCFS	25	2	2000	40

DPC Fixing Strip is a semi-flexible plastic strip, 2 metres long by 25mm wide with predrilled holes at 150mm centres. Designed for surface fixing DPC cavity trays to the cavity face of the inner leaves of a cavity wall.



Butyl Sealing Strip

Product Code	Width (mm)	Thickness (mm)	Roll Length (mtr)	Pack Size (no)
BSS06012	60	12	6	4
BSS08012	80	12	6	3
BSS12012	120	12	6	2
BSS02520	25	20	5	6
BSS04025	40	25	4	5
BSSP5	Primer 5 Ltr			4



Butyl Sealing Strip is a sealant designed for joint sealing of precast concrete sections in box culverts, inspection chambers, manholes, shafts, soakaways and concrete pipes, giving a flexible watertight seal. Use with primer.



PILING ACCESSORIES

Piling Wheels 45
ISO Foam 45
Piling Sledge Spacers 46
Piling Skid Spacers 46

Pile Cage Spacers Clip-On

Product Code	Cover (mm)	Bar Dia. (mm)	Pack Size	Pallet Size
PW50	50	6 - 20	200	5000
PW75	75	6 - 20	100	2000
PW100S	100	10 - 12	50	1000
PW100L	100	12 - 16	50	1000



CLIP-FIX

Specially designed for use with pile cages. Clip-on design allows simple fixing to helical or main bars.

Pile Cage Spacers Slide-On

Product Code	Cover (mm)	Bar Dia. (mm)	Pack Size	Pallet Size
PWS75	75	12	50	2500
PWS100	100	16	50	1000



A heavy duty slide-on spacer, which when in place rotates freely and cannot fall off, providing constant cover.

Pile Clip

Product Code	Pile Dia. (mm)	Bar Dia. (mm)	Pack Size	Pallet Size
PC250300	250 & 300	10, 12 & 25	100	2500



The Pile Clip is designed to mitigate the need for steel trades and are suitable for use on 250mm and 300mm pile diameters. They can accommodate 4no 10mm and/or 6no 12mm bars, as well as allowing for 2no 25mm central bars.

ISO Foam

Product Code	Bar Dia. (mm)	Length (mtr)	Pack Size (mtr)
ISOF15	12	2	380
ISOF18	16	2	330
ISOF22	20	2	250
ISOF28	25	2	190
ISOF35	32	2	150
ISOF42	40	2	110
ISOF48	45	2	90
ISOF54	50	2	70
ISOF75	70	2	48



A polyethylene based closed cell sleeve, designed to debond the reinforcement from the concrete. Also used for insulating heating and plumbing pipes.

Cable Ties

Product Code	Length (mm)	Thickness (mm)	Colour	Pack Size (no)
ISOFZT	300	4.8	Black	100




Used to secure ISO Foam in position.

Pile Sledge Spacer

Product Code	Cover (mm)	Length (mm)	Width (mm)	Pallet Size
CPSS40	40	300	80	550
CPSS50	50	300	80	500
CPSS55	55	300	80	450
CPSS60	60	300	80	425
CPSS65	65	300	80	400
CPSS70	70	300	80	375
CPSS75	75	300	80	350
CPSS90	90	300	80	300
CPSS100	100	300	80	280

Minimum Concrete Strength of 50N/mm²



The unique shape of this spacer ensures that the mould slides easily over the reinforcement. 50mm width available on request.

Pile Skid Spacer

Product Code	Bar Size (mm)	Pack Size	Pallet Size
SKID08	8	350	23100
SKID10	10	225	14850



Piling Skid Spacers offer a quick and accurate method of ensuring the reinforcement steel is placed centrally within reinforced concrete piles.

Pile Skid Spacer with Rebar

Product Code	Bar Size (mm)	Pack Size	Pallet Size
SKIDR08	8	125	15625
SKIDR10	10	100	6000



As above but pre-assembled with 8 or 10mm rebar.

Universal Pile Lantern Spacer

Product Code	Bar Size (mm)	Pack Size	Pallet Size
PUL	max 25	100	2500



The Universal Lantern Spacer's unique design allows use with all bar diameters up to 25mm. They are held in place using a wire or zip tie.



FORMWORK

Tie Bar 49	Plastic Cones 53
Waler Plates 49	Aqua Stoppers 53
Wing Nuts 50	Beam Form 57
Connectors 50	Stop End Rib Sheets 57
Water Barrier Nuts 50	Adjustable Kickers 58
Cast in Anchors 51	Speed Edge Formwork 59
Rock Anchors 52	Metal Edge Formwork 60
Plastic Sleeve 53	BAG Column Formers 61

Standard Tie Bar

Product Code	Bar Size (mm)	Length (mtr)	Safe Working Load (kN)	Fail Load (kN)
FTB151.0	15	1.0	90	180
FTB151.2	15	1.2	90	180
FTB151.5	15	1.5	90	180
FTB152.0	15	2.0	90	180
FTB153.0	15	3.0	90	180
FTB15	15	6	90	180
FTB201.2	20	1.2	160	320
FTB201.5	20	1.5	160	320
FTB202.0	20	2.0	160	320
FTB203.0	20	3.0	160	320
FTB20	20	6	160	320
FTB26.5	26.5	6	300	579
FTB32	32	6	425	844
FTB36	36	6	530	1069
FTB40	40	6	660	1320

Tie Bar is a high tensile alloy steel bar with a right-hand thread which is self-cleaning and quick to use. A cutting service is available for shorter lengths.



Weldable & Bendable Tie Bar

Product Code	Bar Size (mm)	Length (mtr)	Safe Working Load (kN)	Fail Load (kN)
FTBWB153.2	15	3.20	90	165
FTBWB15	15	6.4	90	165
FTBWB20	20	6.35	150	300
FTBWB26.5	26.5	6.35	240	510

Weldable and bendable Tie Bars are fully threaded unlike the standard tie bar. All standard accessories are compatible.



Technical data available on request.

Pressed Waler Plate

Product Code	Bar Size (mm)	Hole Dia. (mm)	Dimensions (mm)	Pack Size	Pallet Size
FWP15	15	20	120 x 120 x 10	25	1000



High quality pressed plate used in conjunction with Wing Nuts which are designed to spread the load of the Tie Bar into the shuttering.

Plain Waler Plate

Product Code	Bar Size (mm)	Hole Dia. (mm)	Dimensions (mm)	Pack Size	Pallet Size
FPWP20	20	26	120 x 120 x 20	10	500
FPWP26	26.5	32	120 x 120 x 32	10	300
FPWP32	32	38	160 x 160 x 40	10	200
FPWP36	36	43	180 x 180 x 45	10	150
FPWP40	40	50	220 x 220 x 50	10	100



High quality plain plate used in conjunction with Wing Nuts which are designed to spread the load of the Tie Bar into the shuttering.

Wing Nut / Load Bearing Nut

Product Code	Description	Bar Size (mm)	Height (mm)	Pack Size	Pallet Size
FWN15	Wing Nut	15	50	100	3500
FWN20	Wing Nut	20	60	50	2500
FWN26	Wing Nut	26.5	65	50	1500
FWN32	Load Bearing Nut	32	55	25	1000
FWN36	Load Bearing Nut	36	60	25	1000
FWN40	Load Bearing Nut	40	70	25	1000

Note: Load Bearing Nut is a similar design to that of a Hex Nut.



Used for securing Waler Plates against formwork.

Connectors

Product Code	Bar Size (mm)	Dimensions (mm)	Pack Size	Pallet Size
FTBC15	15	30 x 105	100	2500
FTBC20	20	40 x 130	50	1000
FTBC26	26.5	50 x 170	50	300
FTBC32	32	60 x 200	25	200
FTBC36	36	68 x 210	25	100
FTBC40	40	71 x 245	25	100



Used for connecting two Tie Bars together with a centre stop to ensure equal spacing of bar inside the connector.

Hex Nuts

Product Code	Bar Size (mm)	Dimensions (mm)	Pack Size	Pallet Size
FHN15(30)	15	30 x 30	200	3500
FHN15	15	30 x 50	200	3500
FHN20	20	36 x 60	50	2500
FHN26.5	26.5	46 x 80	25	1500



Used as an alternative to Wing Nuts when access is restricted.

Weldable Anchor

Product Code	Bar Size (mm)	Pack Size	Pallet Size
FWA15	15	100	3300
FWA20	20	20	2000
FWA26.5	26.5	10	1000



A forged anchor which can be welded to structural steel, sheet piling etc. Anchors must be welded continuously all the way round. Load test should be conducted before use.

Water Barriers

Product Code	Bar Size (mm)	Pack Size	Pallet Size
FWBN	15	50	2000
FWNB20	20	50	1260



For use in water retaining structures. They are cast into the concrete wall between two separate Tie Bars. After the concrete pour, the Tie Bars are removed leaving the water barrier in-situ. Reducers also available.

Form Anchor

Product Code	Bar Size (mm)	Length (mm)	SWL (kN)	Pack Size
FFA	15	130	90	100

A versatile stainless steel anchor which is used for securing single sided climbing formwork, complete with nailing plate for fixing to formwork. This can also be used for securing slab edge formwork, guard rails and scaffold brackets.



Cast-in Anchor

Product Code	Bar Size (mm)	Length (mm)	SWL (kN)	Pack Size
FCA	15	95	45	50



A stainless steel anchor for casting into concrete. Complete with nailing plate for fixing to formwork.

Plastic Anchor

Product Code	Bar Size (mm)	Length (mm)	SWL (kN)	Pack Size
FPA	15	70	35	100

A plastic anchor which is secured to formwork and cast into the initial pour to provide an anchor for edge formwork, guard rails and scaffold brackets. The special sealing groove in the fixing cone prevents concrete flowing into the internal thread.



Plastic Anchor - Long

Product Code	Bar Size (mm)	Length (mm)	SWL (kN)	Pack Size
FPAHD	15	101	25	100



A glass fibre reinforced plastic anchor which has an overall depth of 130mm when used with the nailing plate.

Anchor Extension

Product Code	Bar Size (mm)	Extension Length (mm)	Pack Size
FAE	15	30 - 110	180

The anchor extension provides you with an extra length of up to 110mm and can be used with both the Form Anchor (FFA) and Plastic Anchor (FPA). When utilised with the Plastic Anchor it increases the SWL to 45kN. Complete with nailing plate to suit.



3 Leaf Rock Anchor

Product Code	Bar Size (mm)	Drill Size (mm)	Pack Size
FRA3	15	35 - 38	50
FRA20	20	40 - 42	25



The 3-Leaf Rock Anchor has features that ensure positive anchorage under the most arduous conditions. This feature ensures a more even load distribution between the anchor and the rock at the anchor point.

Drop in Anchor

Product Code	Bar Size (mm)	Drill Size (mm)	Drill Depth (mm)	SWL (kN)	Pack Size
FDIA	15	22	85	28	50
FDIASB	Setting Bolt				1




A mechanical anchoring system providing a convenient method of fixing 15mm Tie Bar into solid substrates such as rock and concrete. After inserting the anchor into the drilled hole, the rear part is spread by using the setting bolt. As a result, the expansion anchor can be loaded immediately.

Anchor Fixing Plate

Product Code	Compatibility	Length (mm)	Width (mm)	Pack Size
FAFP	FPA & FAE	310	55	180




When the fixing plate is tied to the reinforcement it ensures the cone is pressed securely against the formwork.



Tie Bar Tightening Tool

Product Code	Description	Pack Size
FTBTT	Tightening Tool for 15mm Tie Bar	1



This tool is designed to securely tighten 15mm Tie Bar into anchors whilst reducing the chance of damage to the bar.

Plastic Sleeve

Product Code	Size (mm)	Length (mtr)	Pack Size (mtr)	Pallet Size (mtr)
FPS20	20id	2	100	3000
FPS22	22id	2	100	3500
FPS2226	22id	2	100	3000
FPS26	26id	2	50	2500
FPS32	32id	2	30	500

FPS2226 has a rough surface.



A rigid plastic tube used as a spacer between formwork that allows the Tie Bar to be removed for re-use.

Plastic Cones

Product Code	Size (mm)	Cover (mm)	Pack Size
FPC20	20	10	500
FPC22	22	10	500
FPC2230	22	30	250
FPC2250	22	50	250
FTPC22	22	30	250
FPC26	26	10	250
FPC2650	26	50	250
FTPC26	26	50	250
FPC32	32	10	250



Plastic Cones are used on both ends of the sleeve and can easily be removed leaving a tapered finish that allows easy grouting and correct cover. Tieplug filler is also available, see page 77

Sealing Plug

Product Code	Colour	Size (mm)	Pack Size
SP22 *	Blue	22	100
SP24	Blue	24	100
SP26 *	Blue	26	100
SP32 *	Blue	32	100
SP34	Blue	34	100

* Stocked in the UK & Ireland.

The Sealing Plug is a revolutionary solution for sealing structural concrete formwork spacers. Sealing Plugs comprise of a water-swellable rubber cap and solid core. The cap prevents water infiltrating the spacer and the core provides a mechanical anchor under water pressures up to 6 bar.

This water-activated, self-expanding sealing solution is one of our most innovative. It guarantees a perfect seal, combatting moisture infiltration with a single hammer blow!



Patented water-swellable plug for the perfect seal of formwork spacers.



Scan the QR code for installation video.

Aqua Stoppers

Product Code	Size (mm)	Pack Size
FRS20	20	500
FRS22	22	500
FRS26	26	500
FRS32	32	125



A flexible tight fitting plug for internal sealing of plastic sleeve prior to filling with Tieplug filler, see page 77.

Formwork Plug

Product Code	Size (mm)	Pack Size
FFP	20 - 25	500



A plastic plug for closing holes in formwork.

Groove Cap

Product Code	Size (mm)	Pack Size
FGC	22 / 26	250



Groove Caps are fitted onto a plastic sleeve instead of cones and are not removed after pouring the concrete. The ribs provide a good bond with the concrete and improve the water impermeability. **Should only be used with FPS2226.**

Groove Plug

Product Code	Size (mm)	Pack Size
FGP	22 / 26	500



The Groove Plugs are used to close the Groove Cap at both ends eliminating the need for Aqua Stoppers or a cementitious tie seal.

Fire & Water Stopper Mini

Product Code	Size (mm)	Length (mm)	Pack Size
FWSMIN	21.5 - 23	51	250

The Stopper Mini is Fire Resistant and Water Pressure Tested.



The Stopper Mini sealing plugs make it possible to seal all spacer tubes made of fibre concrete and plastic with an internal diameter of 21.5mm to 23mm in a pressure tight manner. This also eliminates the time-consuming task of gluing fibre concrete plugs. Whether using cones or lip seals, the Stopper Mini can be used as the outer sealing of the spacer tube.

Fire & Water Stopper Maxi

Product Code	Size (mm)	Length (mm)	Pack Size
FWSMAX	21.5 - 23	59	250

The Stopper Maxi is Fire Resistant and Water Pressure Tested.



The Stopper Maxi enables the quick and reliable pressure-tight sealing of all fibre concrete and plastic spacer tubes with an inner diameter of 21.5mm to 23mm. The Stopper Maxi can only be used as the outer sealing of the spacer tube if cones are used.

Concrete Plug

Product Code	Size (mm)	Pack Size
FCP22	W.37 x H.28	100
FCP2250	W.41 x H.40	150



A prefabricated wetcast concrete cone for 22 id - plastic sleeve.

*FCP2250

Oktagon+ Complete Formwork Tube

Product Code	Size (mm)	Wall Thickness (mm)	Pack Size
FCT22150	22	150	100
FCT22175	22	175	100
FCT22180	22	180	100
FCT22200	22	200	100
FCT22220	22	220	100
FCT22240	22	240	100
FCT22250	22	250	100
FCT22300	22	300	100
FCT22350	22	350	100
FCT22360	22	360	100
FCT22365	22	365	100
FCT22400	22	400	100
FCT22450	22	450	50
FCT22500	22	500	50
FCT22550	22	550	50
FCT22600	22	600	50



A fully assembled formwork spacer including plugs.
Waterproof, fire resistant and soundproof.
Also available in 26mm upon request.



Scan the QR code for installation video.

Oktagon+ Waterproof Cone

Product Code	Size (mm)	Pack Size
FOWC22	22 / 26	200
FOWC26	26 / 30	200



Oktagon+ Waterproof Cone creates a waterproof spacer when used with the plastic sleeve (FPS2226). The sleeve must be cut 80mm less than the required wall thickness.

Oktagon+ Waterproof Plug

Product Code	Size (mm)	Pack Size
FOWP22	22	200
FOWP26	26	200



Plastic Plug used to seal the Oktagon+ Waterproof cone. No glue required.

Oktagon+ Fair Faced Plug

Product Code	Size (mm)	Pack Size
FOWFP22	22	200



Fair faced plastic plug used to seal the Oktagon+ Waterproof Cone.

Oktagon+ Fair Faced Concrete Plate

Product Code	Size (mm)	Pack Size
FOFCP22	22	100



Fair faced concrete plate for use after the Oktagon+ range. Shadow gap approx 2mm.

MKK Cones


Product Code	Bar Size (mm)	Length (mm)	Pack Size
MKK15	15	101	25
MKK20	20	126	25
MKK26	26.5	135	25



A metal and plastic cone that can be used for anchoring climbing formwork when Tie Bars have to be left in concrete. The cones can be removed using a special spanner (MKKS). Nailing Plates, Sealing Caps and Angle adapter also available.

SKK Cones

Product Code	Bar Size (mm)	Length (mm)	Pack Size
SKK	15	98	25



An all metal climbing cone designed for use with Tie Bars and M24 bolts. These cones are used when the MKK Cones are selected as the leading cone. The cone is tightened and released with the SKK spanner.

MKK & SKK Spanner

Product Code	For use with	Weight (kg)
MKKS15	MKK15	2.45
MKKS20	MKK20	2.86
MKKS26	MKK26	7.32
SKKS	SKK	4.04



Used in conjunction with MKK & SKK Cones.

Plastic Plug

Product Code	Size (mm)	Pack Size
FPP20	20	1000
FPP22	22	1000
FPP26	26	500
FPP32	32	500



A plastic plug to insert into the plastic sleeve.

Plastic Sleeve Connector

Product Code	Size (mm)	Pack Size
FPSC22	22	250




Used for connecting two 22mm id plastic sleeves or concrete pipe.

Spring Clamp & Lever

Product Code	Width (mm)	Length (mtr)	Pack Size
FSC	76	110	25
FSCL	Lever		1

A fast and effective method for securing formwork in light applications. For use with 4 to 10mm diameter reinforcement bars.



Lever for tensioning spring clamps.

Polypropylene Beam Form


Product Code	Length (mtr)	Width (mtr)	Thickness (mm)	Pack Size (no)
PBF	4	2	7	80
PBF424	4	2.4	7	80
PBF25450	2.5	0.450	7	80
PBF25600	2.5	0.600	7	80



Polypropylene Beam Form provides a fast and cost effective method of constructing on site concrete ground beams and pile caps.

Adjustable Kickers


Product Code	Wall Width (mm)	Pack Size
AK200	200	50
AK250	250	50
AK300	300	50
AK350	350	50



Used to space wall shutters thus eliminating the need for a traditional kicker. Comes as a complete set with plastic spacers on each end. The cross bar can be offset by hand.

Stop End Rib Sheets

Product Code	Length (mtr)	Width (mm)	Thickness (mm)	Pack Size (no)
EMS2	2	445	0.4	500
EMS3	3	445	0.4	400



A galvanised expanded metal sheet used as a permanent shuttering for stopends and day joints.

Rebar Adjustable Kickers

Product Code	Wall Width (mm)	Pack Size
RAK150	150	85
RAK180	180	85
RAK200	200	85
RAK220	220	85
RAK240	240	85
RAK250	250	85
RAK300	300	85
RAK350	350	50



A kicker for attaching to the existing reinforcement in concrete. Suitable for 6mm to 20mm rebar. Comes as a complete set with plastic spacers on each end. The cross bar can be offset by hand.

Bright Round Wire Nails

Product Code	Length (mm)	Dia. (mm)	Pack Size (kg)	Pallet Size (boxes)
FBRWN050	50	3.5	15	50
FBRWN065	65	3.5	15	50
FBRWN075	75	3.5	15	50
FBRWN100	100	4.0	15	50



Bright Round Wire Nails are suitable for use in joinery applications where appearance is essential.

Plastic Kickers

Product Code	Dia (mm)	Height (mm)	Pack Size
FPK	48	30	500

Not supplied with nails.



Plastic Kickers are used to locate the formwork panel at the base of walls. They are positioned using masonry nails.

Formwork Tape

Product Code	Width (mm)	Length (mtr)	Pack Size (no)
FTAPE	50	33	24
FTAPE75	75	33	16



A PVC tape for the sealing of joints in formwork to prevent grout loss.

Adjustable Plastic Kickers

Product Code	Dia (mm)	Height (mm)	Pack Size
FPKA	65	25	100



A rotatable kicker which allows precise adjustment resulting in quick installation. To fix, drill an 8mm hole 50mm deep. Insert loosely to adjust and fix with a single hammer strike.

Formwork Foam

Product Code	Thickness (mm)	Width (mm)	Length (mtr)	Pack Size (no)
FF1206	12	6	10	25
FF1212	12	12	5	25
FF1806	12	6	10	25
FF2412	24	12	5	12




Formwork Foam is a closed cell polyethylene foam to stop grout loss at formwork joints. It is available in a low or high density option.

Speed Edge Formwork

Product Code	Height (mm)	Width (mm)	Length (mtr)	Pallet Size (mtr)
SEF140	140	120	2.25	378
SEF160	160	120	2.25	315
SEF180	180	120	2.25	315
SEF200	200	120	2.25	252
SEF220	220	130	2.25	234
SEF240	240	140	2.25	189
SEF250	250	150	2.25	158
SEF260	260	160	2.25	149
SEF280	280	170	2.25	135
SEF300	300	180	2.25	135
SEF350	350	210	2.25	90
SEF400	400	240	2.25	63
SEF450	450	270	2.25	63
SEF500	500	300	2.25	54

Other heights available on request.


Speed Edge Formwork is made from galvanised sheet metal and is used for shuttering and floor slabs.



Shuttering Strip - Rolls

Product Code	Height (mm)	Pallet Size (mtr)
SSRAS140	140	480
SSRAS160	160	480
SSRAS180	180	420
SSRAS200	200	420
SSRAS220	220	360
SSRAS250	250	300
SSRAS280	280	300
SSRAS300	300	300
SSRAS320	320	300
SSRAS340	340	240

Other heights available on request.

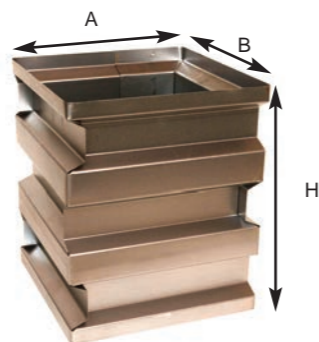


These rolls are available in heights from 140mm to 550mm, with perforations every 50mm. Almost any design can be produced on site with this system.

Shuttering Strip - Sheets

Trapezoidal Profile	A (mm)	B (mm)	H (mm)

Any size made to order. Please specify all required dimensions in above table.

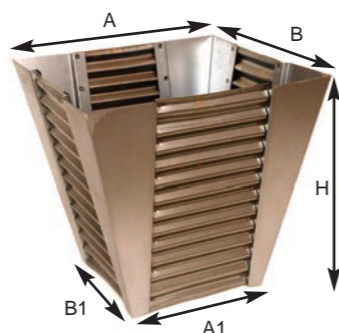


This trapezoidal profile shuttering system can be used for interior and exterior shuttering. They are supplied in flat sheets and are then folded into shape on site.

Conical Foundation Box

Corrugated Profile	Trapezoidal Profile	A (mm)	A1 (mm)	B (mm)	B1 (mm)	H (mm)

Any size made to order. Please specify all required dimensions in above table.




Conical Foundation Boxes are made to site specific measurements. They are available in corrugated or trapezoidal profiles.

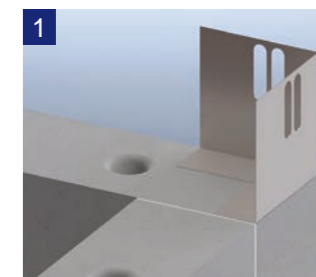
Metal Edge Formwork

Product Code	Height (mm)	Flange (mm)	Thickness (mm)	Length (mtr)	Pallet Qty (mtr)
MEF150	150	55	0.7	2	600
MEF160	160	55	0.7	2	600
MEF170	170	55	0.7	2	600
MEF180	180	55	0.7	2	600
MEF190	190	55	0.7	2	600
MEF200	200	55	0.7	2	600
MEF210	210	55	0.7	2	400
MEF220	220	55	0.7	2	400
MEF230	230	55	0.7	2	400
MEF240	240	55	0.7	2	400
MEF250	250	55	0.7	2	400
MEF260	260	55	0.8	2	400
MEF270	270	55	0.8	2	400
MEF280	280	55	0.8	2	400
MEF290	290	55	0.8	2	400
MEF300	300	55	0.8	2	300
MEF310	310	60	0.8	2	300
MEF320	320	60	0.8	2	300
MEF330	330	60	0.8	2	300
MEF340	340	60	0.8	2	300
MEF350	350	60	0.8	2	300

The Metal Edge Formwork is the ideal formwork solution for precast concrete flooring installation.



Fix the Metal Edge Formwork Corner sections directly to the top of the internal leaf of the supporting walls or steelwork by screwing or shot firing.



Fix straight sections of the Metal Edge Formwork directly to the top of the supporting walls by screwing or shot firing, working away from the corner. All sections should be overlapped sufficiently to align the horizontal tie slots in each section (approximate 80mm overlap).



Place the Omnia deck floor panels on top of the supporting structure. A gap should be left between the Omnia panels and Metal Edge Formwork, this should be wide enough to provide the required concrete cover to the lattice supports in the slab. Horizontal restraint is achieved using the Standard Tie or Rapid Adjustable Tie, fixed to the lattice supports. The optional Shot Tie allows direct fixing of the ties to the concrete slab. Ties should be placed at maximum 400mm centres.



Finally fix the upper layer of reinforcement steel or mesh prior to pouring the concrete to the height of the Metal Edge Formwork.




Scan the QR code for installation video.



Accessories

Product Code	Description	Floor Height (mm)
MEFCP150	Corner Piece 150	≥ 150
MEFCP220	Corner Piece 220	≥ 220
MEFST	Standard Tie - 600mm	-
MEFRAT	Rapid Adjustable Tie - 300mm to 600mm	-
MEFSHT	Shot Tie - 500mm	-






Lined BAG Column Formers are fitted with a PVC internal liner running the entire length of the column tube, providing a smooth blemish free surface. Lined Column Formers will only leave a hairline seam on the surface of the finished column corresponding to the joint line of the formwork lining material.

Unlined BAG Column Formers are ideal for applications where surface finish is not critical. They leave a spiral joint line on the surface of the finished concrete.

Scan the QR Code to download full technical manual.



Circular Column Formers

Product Code	Tube ID (mm)	Tube Wall Thickness (mm)	Maximum Pour Rate (m/hr)	Concrete Required (m ³ /mtr)	Weight (kg/mtr)
BAG0150	150	2.8	4.50	0.02	1.24
BAG0200	200	2.8	4.50	0.03	1.63
BAG0240	240	3.2	4.50	0.05	1.96
BAG0250	250	3.2	4.50	0.05	2.08
BAG0300	300	3.2	4.50	0.07	2.38
BAG0350	350	3.7	4.50	0.10	3.09
BAG400	400	4.1	4.13	0.13	3.52
BAG450	450	4.1	3.75	0.16	4.50
BAG500	500	4.6	3.00	0.20	5.44
BAG550	550	4.6	2.25	0.24	5.99
BAG600	600	5.0	2.25	0.28	6.53
BAG0650	650	5.0	2.25	0.33	7.16
BAG0700	700	5.0	2.25	0.38	7.71
BAG0750	750	5.0	1.88	0.44	8.26
BAG0800	800	5.5	1.88	0.50	8.81
BAG0850	850	5.5	1.50	0.57	9.36
BAG0900	900	5.5	1.50	0.64	9.91
BAG0950	950	5.5	1.50	0.71	10.46
BAG1000	1000	5.9	1.50	0.79	11.11
BAG1100	1100	5.9	1.50	0.95	12.11
BAG1200	1200	5.9	1.50	1.13	13.21

Caution: maximum pour rates should be observed.


Diameters 650mm and above are supplied in polyethylene surrounded by fibreglass tape for greater rigidity.

Prop Connector

Product Code	Description
BAGTBS	Tension Belt System

What is included:

- Three rounded steel sheets with a welded threaded rod.
- Three nuts.
- One tension belt to suit up to 1200mm diameter.



Square Range:

Internal Dimensions (mm)	Tube OD (mm)	Maximum Pour Rate (m/hr)	Concrete Required (m ³ /mtr)	Weight (kg/mtr)
200 x 200	300	4.5	0.040	3.1
240 x 240	360	4.5	0.057	3.9
250 x 250	374	3.8	0.062	4.0
300 x 300	458	3.4	0.090	5.2
350 x 350	514	3.0	0.122	6.0
400 x 400	586	2.6	0.160	7.6
450 x 450	666	2.3	0.202	8.7
500 x 500	736	2.3	0.250	9.8



Rectangular Range:

Internal Dimensions (mm)	Tube OD (mm)	Maximum Pour Rate (m/hr)	Concrete Required (m ³ /mtr)	Weight (kg/mtr)
175 x 200	280	4.5	0.035	2.9
200 x 240	330	4.5	0.048	3.5
200 x 250	341	4.5	0.050	3.8
200 x 300	398	3.8	0.060	4.6
200 x 350	428	3.8	0.070	5.2
200 x 400	478	2.3	0.080	6.0
200 x 450	536	2.3	0.090	7.2
200 x 500	582	2.3	0.100	8.3
240 x 300	409	3.8	0.072	4.6
240 x 350	437	3.0	0.840	5.0
240 x 400	473	3.0	0.960	5.8
240 x 500	548	2.3	0.120	6.9
250 x 300	414	3.8	0.075	4.8
250 x 350	456	3.0	0.087	5.2
250 x 400	510	2.3	0.100	6.4
250 x 500	600	2.3	0.125	8.5
300 x 350	494	3.0	0.105	6.5
300 x 400	534	2.3	0.120	6.7
300 x 450	578	2.3	0.135	7.1
300 x 500	620	2.3	0.150	8.7
350 x 400	564	2.3	0.140	6.9
350 x 500	674	2.3	0.175	8.5
400 x 450	634	2.3	0.180	8.8
400 x 500	674	2.3	0.200	9.2




Corner Fenders

Product Code	Size (mm)	Thickness (mm)	Length (mtr)
CFG	50 x 50	3	1200



Galvanised Cast in Corner Guards are designed for protecting exposed corners on concrete walls and columns from impact and corrosion. Generally used in multi-story car parks and industrial buildings.



How it works:
Formtex® is a two-layer Controlled Permeability Formwork liner consisting of a drainage layer allowing water and air to escape and a filter layer with a pore size designed to retain cement particles.

The main function of the Formtex® liner is to drain surplus water and air from the surface of freshly poured concrete during compaction. When water is drained, the water/cement ratio in the concrete cover is reduced, providing denser and stronger concrete, which improves the durability of the concrete considerably.



Formtex®

Product Code	Type	Width (mtr)	Length (mtr)
FLFS125	Standard	1.25	50
FLFS275	Standard	2.75	50
FLFS320	Standard	3.20	50
FLFS400	Standard	4.00	50
FLFPSA070	Self Adhesive	0.70	50
FLFPSA130	Self Adhesive	1.30	50
FLFPSA200	Self Adhesive	2.00	50



Formtex® Standard is mounted using stapling on the back of the form in one end and using a tensioning device on the other end. Alternatively, special glue is available for manually gluing the CPF liner to the form. Gluing generally provides for easier mounting without folds and poor joints.

Formtex® PSA is self-adhesive, providing for fast and easy mounting. The self-adhesive backside is covered with a siliconised plastic foil, making it possible to place the Formtex® liner on the form and remove the foil without tensioning or misplacing the CPF liner, thus preventing folds or poor joints.

- No need for release or curing agents.
- Significantly reduces the need for cosmetic repairs of the concrete after the form is removed.
- It has been documented that Formtex® CPF liners can be reused without loss of effect.
- Use of higher w/c concrete is possible, providing for better workability during pouring and compacting of the concrete.
- Lower grade plywood forms may be used.
- Total cost reductions from extended life time and reduced maintenance.

Formtex® Accessories

Product Code	Type	Tub Size (ltr)	Pallet (tubs)
FLFG	Glue	10	50
FLFC	Cleaner	10	50




The Glue can be sprayed or rolled onto the liner.
Usage: 1ltr per 10 sqm.

Pattern Formliners


Product Code	Type	Height (mm)	Length (mm)
FLLHVW02	W02	1205	4000
FLLHVW03	W03	1250	4000
FLLHVW74	W74	1200	4010
FLLHVF22	F22	1125	4000
FLLHVF31	F31	1140	4005
FLLHVF66	F66	1200	4015

Pattern Formliners are manufactured from plastic and supplied in sheets. They have the ability to give concrete a textured design. They are light weight, easy to install and compatible with all formwork systems on the market. They can also be used on both vertical and horizontal applications. Over 30 designs available on request.



Barrier Fencing Mesh

Product Code	Colour	Height (mtr)	Length (mtr)
BFMO	Orange	1	50
BFMG	Green	1	50
BFMB	Blue	1	50
BFMY	Yellow	1	50



Barrier Fencing Mesh is used for cordoning off areas both indoors and outdoors. Offers high visibility.

Fencing Pins

Product Code	Thickness (mm)	Length (mm)
RFP101200	10	1400

Other sizes available on request.



Fencing Pins are manufactured from steel with a looped end. Used in conjunction with Barrier Fencing Mesh.

Road Pins

Product Code	Thickness (mtr)	Length (mm)
RP12600	12	600
RP121000	12	1000
RP16600	16	600
RP161000	16	1000
RP161200	16	1200
RP20600	20	600
RP20900	20	900
RP201200	20	1200
RP22450	22	450

Other sizes available on request.



Constructed in mild steel and pointed at one end to allow penetration of tough ground conditions. Specifically designed for use with road forms both fixed and rigid. These pins hold the road form in perfect position while concrete is drying. They are also used for numerous tasks around site, such as marking out and positioning work pieces.

Line Marker Paint

Product Code	Colour	Size (ml)	Pack Size
LMPW	White	750	12
LMPG	Green	750	12
LMPO	Orange	750	12
LMPBL	Black	750	12
LMPR	Red	750	12
LMPB	Blue	750	12
LMPY	Yellow	750	12



Line marker is a high quality fast drying and hard wearing acrylic line marking paint which is a lead and xylene free formulation. For use on concrete, tarmac, wood and composites.

Hard Road Crayons

Product Code	Colour	Pack Size
HRCR	Red	12
HRCY	Yellow	12
HRCB	Blue	12
HRCW	White	12
HRCBL	Black	12
HRCG	Green	12



Hard Road marking crayons are non-toxic, hard-wearing and waterproof. They are designed for use on asphalt, concrete, stone pavements and road surfaces.

Gaffa Tape

Product Code	Width (mm)	Length (mtr)	Pack Size
GTB025	25	50	48
GTB050	50	50	24
GTB075	75	50	16
GTB100	100	50	12
GTB150	150	50	8



Gaffa Tape is a high quality polyethylene coated waterproof cloth tape with a pressure sensitive adhesive that can be used for binding and sealing.

Aluminium Foil Tape

Product Code	Width (mm)	Length (mtr)	Pack Size
AFT050	50	45	24
AFT075	75	45	16
AFT100	100	45	12



Aluminium coated on one side with an acrylic pressure sensitive adhesive and backed with a strong release paper.

Barrier Tape

Product Code	Colour	Width (mm)	Length (mtr)	Pack Size
BTRW	Red / White	70	500	10
BTBY	Black / Yellow	70	500	10



Barrier Tape is a non-adhesive economy tape designed for marking out hazardous areas.

Self Adhesive Hazard Tape

Product Code	Colour	Width (mm)	Length (mtr)	Pack Size
HTRW	Red / White	50	33	24
HTBY	Black / Yellow	50	33	24



Hazard Tape is a hi-tack and durable self adhesive PVC warning tape for floor and hazard marking.



CHEMICALS & SPRAYERS

Mould Release Agents 69	Steel Sprayers 79
Admixtures 71	Plastic Sprayers 79
Curing & Retarders 72	Backpack Sprayers 80
Sealing & Dustproofing 74	Electrical Sprayers 81 - 82
Screeding 75		
Repair Mortars 76		
Cleaners & Maintenance 78		

Mould Release Agents & Formwork Treatments

Safelease

Product Code	Size (ltr)
ADOSL020	20
ADOSL205	205
ADOSLIBC	IBC



Mould Release Emulsion

Developed using the latest water soluble polymer technology to produce an environmentally friendly and highly effective mould release agent for general site use.

A low odour, low VOC, non-staining mould release agent designed with minimum blowhole formation, providing a sharp, uniform and non-stained concrete surface.

It is particularly suited for white or fair faced concrete finishes.

Safestrike XLHP

Product Code	Size (ltr)
ADOSXLHP020	20
ADOSXLHP205	205
ADOSXLHPIBC	IBC



Fully Biodegradable Mould Release Emulsion

Safestrike XL HP is a high concentration, emulsified blend of naturally occurring vegetable oils and polymeric surfactants producing a release agent for general site and precast yard use. It achieves a top quality concrete finish in most situations and with most common mould surfaces. Release is achieved by the formation of a physical barrier between the formwork surface and the concrete. Surfactants present within Safestrike XL HP help to eliminate blowholes and provide a clean, uniform and non-stained surface.

Plastrip S

Product Code	Size (ltr)
ADOPSS020	20
ADOPSS205	205
ADOPSSIBC	IBC



Maximum Concentration, Low-Medium Viscosity, Mould Release Oil

Plastrip S is a chemical release agent specifically formulated to give easy release of plastic and thermoplastic mould liners, providing a high quality surface finish, suitable for all types of formwork.

It is easily applied and may be applied to formwork immediately prior to casting without reducing the finished quality.

Plastrip S will also offer corrosion protection to any metal surface. Biodegradable and non-staining product that facilitates easy formwork release giving a very high quality surface finish.

Naturol CR2

Product Code	Size (ltr)
ADONATCR020	20
ADONATCR205	205
ADONATCRIBC	IBC



High Concentration Mould Release Agent

Naturol CR2 is a blend of natural vegetable oils designed for general site and precast use.

A high concentration release oil that is easily applied and suitable for all types of formwork, even on sealed or unsealed timber in all climatic conditions.

Highly resistant to rain showers and foot traffic.

It is particularly suited for white or fair faced concrete finishes.

Naturol CR2 is a safe, environmentally friendly, readily biodegradable and non-staining product which facilitates easy formwork release. Suitable for indoor and outdoor use.

Extracon DS

Product Code	Size (ltr)
ADOEXC020	20
ADOEXC205	205
ADOEXCIBC	IBC



High Concentration, High Performance Mould Release Agent

Extracon DS is a chemical release agent designed for general site and precast use.

A high concentration release oil that is easily applied and suitable for all types of formwork, even on sealed or unsealed timber in all climatic conditions.

Highly resistant to by rain showers or foot traffic.

It is particularly suited for white or fair faced concrete finishes.

Extracon DS is a safe, non-staining release oil that facilitates easy formwork release. Extracon DS is suitable for indoor and outdoor use.

Adowax

Product Code	Size (kg)
ADOW005	5
ADOW020	20



Ready to Use Brushable Wax Protective Coating & Mould Release Agent

Adowax is a blend of mould release oil and specially selected temperature resistant waxes.

This helps with the initial seal of porous formwork and can be used as a mould release agent where the use of liquid release oil is not practical.

It is easy to apply and helps to waterproof and protect formwork in all climatic conditions and when not in use.



Water Regulations Advisory Scheme Approved



Environmentally Friendly



CE Approved



Safe Non-Hazardous



Admixtures

Adoflow ACF

Product Code	Size (ltr)
ADOFACF020	20
ADOFACF205	205
ADOFACFIBC	IBC

CE

Chloride Free Concrete Accelerator & Low Temperature Plasticiser

A specially formulated non-chloride, non-corrosive liquid hardening accelerator designed as a concrete accelerator and plasticiser.

It accelerates the setting time of concrete by speeding the cement hydration process and increasing the early-age strength of the concrete.

Adoflow ACF can also be used to provide safer winter concreting without delays.



Adoflow Extra PCE

Product Code	Size (ltr)
ADOFPCCE020	20
ADOFPCCE205	205
ADOFPCCEIBC	IBC

CE

Super Plasticiser for Concrete Mortar

Adoflow Extra PCE is an extremely high efficiency anionic superplasticiser based on polycarboxylate technology.

Adoflow Extra PCE has applications in mortars, concretes, self-levelling systems, adhesives and grouts.

Adoflow Extra PCE has a very high deflocculation effect which allows it to maintain the dispersed state for longer periods as compared to conventional plasticisers.



Adoair

Product Code	Size (ltr)
ADOAIR020	20
ADOAIR205	205
ADOAIRIBC	IBC

SAFE

CE

Concrete Air Entraining Agent

Adoair is a chemical formulation designed to impart the deliberate and controlled entrainment of air in concrete in the form of disconnected, uniformly dispersed microscopic air bubbles.

It helps increase the workability with lower water / cement ratio. Offers increased resistance to passage of water through hardened concrete and produces frost resistant concrete.



Adoprufe

Product Code	Size (ltr)
ADOPR020	20
ADOPR205	205
ADOPRIBC	IBC

Integral Concrete & Mortar Waterproof

Adoprufe is a concentrated liquid solution of waterproofing chemicals.

When added to a concrete mix it firstly reacts physically to improve wetting properties and ensure uniform dispersion and full hydration of all cement particles.

Secondly it reacts chemically to deposit throughout the mix in all pores and capillaries an insoluble water repellent metallic stearate.

The resulting concrete is not only denser and stronger but is also waterproof allowing it to withstand extremely high water pressures. Ideal for cast stone sills and lintels.



Concrete Curing Agents & Retarders

Adocure WW

Product Code	Size (ltr)
ADOCWW020	20
ADOCWW205	205
ADOCWWIBC	IBC

SAFE

Water Based Surface Hardener and Curing Agent

Adocure WW is an aqueous silicate solution that reacts to deposit an integral layer of high strength crystals in the concrete pore structure. Helps prevent premature drying out of the concrete surface reducing the risks of surface cracking and dusting.

Improves the durability of the concrete surface.

Economical and very easy to use.



Safecure Standard

Product Code	Size (ltr)
ADOSCST020	20
ADOSCST205	205
ADOSCSTIBC	IBC

ECO

SAFE

Aqueous Based 75% Efficiency Concrete Curing Compound

Applied to the surface of freshly laid concrete, physically 'locks' moisture into freshly cast concrete allowing full hydration of the cement thus allowing the concrete to fully cure. This is achieved by covering the surface of the concrete with a very thin temporary membrane that prevents moisture in the concrete from leaving the surface.

Benefits - reduced surface shrinkage and cracking, more durable hard wearing surface and prevention of dusting.

Safecure Standard is also available in a fugitive dye tinted form to assist visual indication during application – Safecure Standard T.



WRAS

Water Regulations Advisory Scheme Approved

ECO

Environmentally Friendly

CE

CE Approved

SAFE

Safe Non-Hazardous

Product Key

Adomast

Safecure Super

Product Code	Size (ltr)
ADOSCS020	20
ADOSCS205	205
ADOSCSIBC	IBC



Aqueous Based 90% Efficiency Concrete Curing Compound
Applied to the surface of freshly laid concrete, Safecure Super physically 'locks' moisture into freshly cast concrete allowing full hydration of the cement thus allowing the concrete to fully cure. This is achieved by covering the surface of the concrete with a very thin temporary membrane that prevents moisture in the concrete from leaving the surface.

Benefits - reduced surface shrinkage and cracking, a more durable hard wearing surface and prevention of dusting.

Safecure Super is also available in a fugitive dye tinted form to assist visual indication during application – Safecure Super T.

Safetard Gel

Product Code	Size (ltr)
ADOSTG005	5
ADOSTG025	25



Colour Tinted Transparent Gel Based Surface Retarder for Application to Mould Face Formwork

Safetard Gel has been formulated to retard the set of fresh concrete that comes into contact with it. It is ideally suited to the production of exposed aggregate finishes or 'keyed' surfaces for construction joints.

Suitable for all formwork types and is weather resistant.

It will not stain or discolour the concrete.

Non-hazardous and fully biodegradable.

It is most suited for vertical surfaces.

Safetard Liquid

Product Code	Size (ltr)
ADOSTL020	20
ADOSTL205	205
ADOSTLIBC	IBC



Brown Coloured Water Based Surface Retarder for Application to Concrete Top Face

Safetard Liquid has been formulated to retard but not kill the set of freshly placed top face concrete that it comes into contact with.

Easily applied, Safetard Liquid is non-hazardous, fully biodegradable and will not discolour concrete that it comes into contact with.

Sealing & Dustproofing

Safefloor Seal & Wall Seal

Product Code	Size (ltr)
ADOSF020	20
ADOSF205	205
ADOSFIBC	IBC



High Performance, Water Based Concrete Sealer

SafeFloor Seal & Wall Seal are water based and non-toxic blend of high performance polymeric coatings which form a highly durable and protective film on concrete surfaces.

SafeFloor Seal & Wall Seal once applied increases the surface abrasion resistance, provides excellent dustproofing resistance, protects against the effects of weathering and is suitable for both interior and exterior applications.

Adotuf

Product Code	Size (ltr)
ADOT020	20
ADOT205	205
ADOTIBC	IBC



Concrete Surface Hardener & Dustproofer

Adotuf is a liquid silicate solution which when applied to cement bound floors case hardens the surface, rendering it dust proof even when subjected to wire brushing.

Adotuf will also impart oil, grease and dilute acid resistance to the floor.

The treated floor becomes more durable, longer lasting and is easier to clean.



Adotuf Lithium

Product Code	Size (ltr)
ADOTL020	20
ADOTL205	205
ADOTLIBC	IBC



Lithium Silicate Solution for Case Hardening & Polishing Concrete Floors

A non-hazardous and environmentally friendly solution of lithium silicate. It is designed for densifying, dustproofing and sealing concrete floors, and is especially suitable for those which are being highly polished afterwards. This penetrating lithium silicate solution chemically reacts with the concrete to produce insoluble calcium silicate hydrate within the concrete pores. Treated surfaces resist damage from water, oil and surface abrasion. This increased surface hardness significantly reduces surface dusting and simplifies cleaning. It also reduces application time and costs of diamond polishing operations to help create a highly glossy concrete floor.



Product Key



Screeding

Adoscreed Safeseal PU

Product Code	Size (ltr)
ADOSPU020	20
ADOSPU205	205
ADOSPUIBC	IBC



Water Based Concrete Sealer

Safeseal PU is a low odour, white, aqueous polyurethane based film forming liquid for curing, sealing, dustproofing and hardening of new/old, interior/exterior concrete. Once dry Safeseal PU forms a clear and highly durable protective film on concrete floor surfaces. This helps optimise the hydration of the concrete as well as leading to much improved surface quality, less cracking, dusting and lower levels of shrinkage. Safeseal PU helps increase the surface abrasion resistance, helps protect against the effects of weathering and is suitable for both interior and exterior applications.

Screed Cure ER

Product Code	Size (ltr)
ADOSER020	20
ADOSER205	205
ADOSERIBC	IBC



Surface Evaporation Retarder & Curing Acid

Screed Cure ER is an evaporation retardant and finishing aid that helps produce a high quality, crack and dust free concrete surface. It helps reduce surface moisture evaporation, regulates the surface condition of the screed and does not interfere with any subsequent process. It is especially effective in combating rapid drying conditions (high concrete and/or ambient temperatures, low humidity, work in heated interiors during cold weather, etc.). Screed Cure ER is spray applied and quickly forms a very thin protective barrier layer on the surface of the screed and functions by retaining the hydration moisture within the freshly placed screed. Screed Cure ER gives a cementitious floor screed a better finish with less work. Screed Cure ER reduces and in many instances, eliminates plastic shrinkage cracking and sponginess of cementitious floor screeds.

Screed Primer A

Product Code	Size (ltr)
ADOSPA020	20
ADOSPA205	205
ADOSPAIBC	IBC



Acrylic Primer & Adhesion Solution for Concrete Sealing & Repairs

Screed Primer A is a milky white dispersion of acrylic polymer in a water base, designed to give maximum penetration into the substrate in order to enhance the adhesion of concrete/cementitious based screed or repair mortars. Screed Primer A has been designed for bonding and improving the bond of cement based floor screeds or for use with Adomast's Concrete Repair Materials to benefit and enhance the bonding of repair mortars or other cement based materials to a variety of substrates.

Concrete Repair Mortars

Adopatch White

Product Code	Size (kg)
ADOPW008	8
ADOPW025	25



Rapid Set Repair Compound

Adopatch is a cementitious powder compound with the inclusion of a polymer to promote adhesion and resistance to the passage of water and a water reducing agent to facilitate a low water : cement ratio.

The mortar sets within minutes and develops compressive strengths within hours in excess of fully cured concrete.

Adopatch is available in grey and white colours so they can be blended to match most shades of concrete.

Adopatch Grey

Product Code	Size (kg)
ADOPG008	8
ADOPG025	25



Rapid Set Repair Compound

Adopatch is a cementitious powder compound with the inclusion of a polymer to promote adhesion and resistance to the passage of water and a water reducing agent to facilitate a low water : cement ratio.

The mortar sets within minutes and develops compressive strengths within hours in excess of fully cured concrete.

Adopatch is available in grey and white colours so they can be blended to match most shades of concrete.

Adopatch HP

Product Code	Size (kg)
ADOPHP008	8
ADOPHP025	25



High Performance Rapid Setting Repair Mortar

Adopatch HP is a pre-blended, rapid setting structural cementitious repair mortar, designed for hand applied concrete repair where a rapid return to service and a moderate high strength is required. Adopatch HP Repair Mortar contains acrylic copolymers and polypropylene fibres to resist cracking, shrinking and to ensure an extremely high bond in wet conditions and to provide high build qualities. When mixed with water it produces a putty like mortar with an excellent wash out resistance. Adopatch HP Repair Mortar can be used for the repair of highway structures, marine structures, viaducts and reinforced concrete. Adopatch HP repair Mortar can be used in tidal and wet conditions but care must be taken to avoid placing the mortar under water.



Water Regulations Advisory Scheme Approved



Environmentally Friendly



CE Approved



Safe Non-Hazardous

Product Key



Easiflow Rapid Set

Product Code	Size (kg)
ADOERS025	25



Rapid Set Flowing Repair Concrete

Adomast EasiFlow Rapid Set Repair Concrete is a blend of low alkali Portland cements, micro-silica and other cementitious binders combined with high purity limestone aggregates and a system of compatible admixtures. Adomast EasiFlow Rapid Set is a pre-blended, pourable, high strength, rapid setting, shrinkage compensated concrete.

Adoplug

Product Code	Size (kg)
ADOPL008	8
ADOPL025	25



Wall Tie Filler & Sealing Compound

Adoplug is a polymer modified, fibre reinforced, ultra fine cementitious repair mortar designed specifically for plugging tie holes.

It has been designed to impart high strength, low shrinkage, improved cracking characteristics along with excellent chemical and weather resistance.

When mixed with water it forms a cohesive, easy to apply, shrinkage compensated compound and cures to develop a strongly bonded watertight plug to form an effective seal.

Fairing Coat

Product Code	Size (kg)
ADOF025	25



Repair Mortar for Repairing Thin Sections & Blow Holes

Fairing Coat is a single component polymer modified levelling material specially formulated to reprofile concrete in applications without cracking. It is designed for application to concrete surfaces which are to receive a compatible protective coating. Improves the aesthetic appearance of concrete surfaces, fills honeycombing and blow holes and levels up concrete surfaces.

Cleaners & Maintenance

Adoclean AL

Product Code	Size (ltr)
ADOCAL020	20
ADOCAL205	205
ADOCALIBC	IBC



Concrete Cleaner / Remover

Industrial degreasing agent based on fatty acid esters, coupling agents, surfactants, wetting agents, and water. It is a very powerful degreasing agent for removal of oil, grease, corrosion protection agents and other hard-to-remove contaminants.

Adosafe Clean

Product Code	Size (ltr)
ADOSC020	20
ADOSC205	205
ADOSCIBC	IBC



Concrete Remover for Plant and Tools

Adosafe Clean is a new product developed to replace traditional highly corrosive, strong mineral acids to facilitate the safe and non-hazardous cleaning and removal of dry hardened concrete, efflorescence and tar deposits from most surfaces without damaging or corroding the surface.

Deactivator

Product Code	Size (ltr)
ADODA020	20
ADODA205	205
ADODAIBC	IBC



Plant and Equipment Protective Compound

Deactivator is a blend of fatty acids dispersed in a vegetable oil base and is used to prevent concrete build up on plant and machinery via the formation of calcium soaps which act as a barrier protective layer when in contact with cementitious material.



Water Regulations Advisory Scheme Approved



Environmentally Friendly



CE Approved



Safe Non-Hazardous

Product Key



Steel Sprayers - Ferrox Plus

Product Code	Description	Capacity (ltr)	Operating Pressure	Seal	Weight (kg)
SCMM05	Ferrox Plus	5	6 Bar	Viton Seal	5.0
SCMM10	Ferrox Plus	10	6 Bar	Viton Seal	6.0

Hose length: 2.5 mtr
Spraying lance: 50 cm



The Ferrox Plus range of sprayers are made from high quality steel, this making them highly resistant to a large range of construction chemicals.

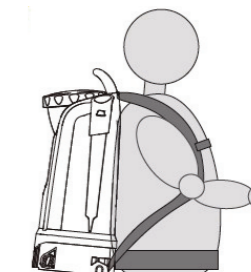


Plastic Backpack Sprayer

Product Code	Description	Capacity (ltr)	Operating Pressure	Weight (kg)
SCBP18	Backpack	18	6	5

Hose length: 1.5 mtr
Spraying lance: 50 cm

This plastic backpack sprayer is suitable for a wide range of construction chemicals. It comes with a convenient carry system complete with a waist and shoulder strap.



Convenient carry system complete with waist and shoulder strap.

Stainless Steel Sprayers - Inox Plus

Product Code	Description	Capacity (ltr)	Operating Pressure	Weight (kg)
SCSS06	Inox Plus	6	6 Bar	5.0
SCSS10	Inox Plus	10	6 Bar	6.0

Hose length: 2.5 mtr
Spraying lance: 50 cm



The Inox Plus range sprayers have all the benefits of the Ferrox Plus but with the added addition of a stainless steel finish for a longer lasting premium sprayer.



Standard Sprayer (Plastic)

Product Code	Capacity (ltr)	Weight (kg)	Pallet Qty
PS05	5.0	1.8	100

Hose length: 1.3 mtr
Spraying lance: 41 cm

This standard plastic sprayer is suitable for construction release agents. It is light weight and easy to use.



Plastic Sprayers

Product Code	Description	Capacity (ltr)	Operating Pressure	Seal	Weight (kg)
SCPM05B	Flori	5.0	3 Bar	NBR	1.5
SCPM05	Fix Plus	5.0	3 Bar	Viton	1.4
SCPM10	Profi Plus	10.0	3 Bar	Viton	3.3

Hose length: Flori 1.3m, Fix Plus 2.0m, Profi Plus 2.5m
Spraying Lance: Flori 48cm, Fix Plus 48cm, Profi Plus 50cm



These sprayers are made of high resistance plastic and are suitable for a wide range of construction chemicals.



Plastic Hand Sprayer

Product Code	Description	Capacity (ltr)	Weight (kg)
SCHS015	Hand Tank	1.5	1

This plastic hand sprayer is ideal for the smaller and harder to reach areas.



Lance and Nozzle

Product Code	Description
SCMN	Lance & Nozzle to suit Ferrox & Inox Plus

Lance and nozzle set is suitable for the Ferrox Plus and Inox Plus sprayers.



Electrical Sprayers

MV 1plus Container Sprayer

Product Code	Capacity (ltr)	Operating Pressure	Weight (kg)
KSMV1	20	0.3 - 5 Bar	6

Dimension: 560 x 380 x 210 mm
 Flow rate: 66 l/h at 2 bar
 Power supply: 230 V, ~ 50 Hz, 150 VA
 Cable length: 5 m
 Hose length: 5 m
 Spraying lance: 50 cm



Perfect for spraying release agents, wallpaper stripper, cleaning supplies and many more. With a convenient place to store your cable and hose on both sides. Easy click-on operation for the spraying-lance.

MV 2plus Stand Sprayer

Product Code	Capacity (ltr)	Operating Pressure	Weight (kg)
KSMV2	-	0.3 - 5 Bar	5.8

Dimensions: 400 x 650 x 370 mm
 Max height of bucket: 45 cm
 Flow rate: 66 l/h at 2 bar
 Power supply: 230 V, ~ 50 Hz, 150 VA
 Cable length: 5 m
 Hose length: 5 m
 Spraying lance: 50 cm



Perfect for spraying primers, solvents, wood protection and much more. Device for universal use which allows easy change of the spraying liquid within seconds. Just rinse the pump and change the bucket.

MV 7plus Barrel Sprayer

Product Code	Capacity (ltr)	Operating Pressure	Weight (kg)
KSMV7	-	0.3 - 5 Bar	4.2

Dimensions: 150 x 190 x 100 mm
 Flow rate: 66 l/h at 2 bar
 Power supply: 230 V, ~ 50 Hz, 150 VA
 Cable length: 5 m
 Hose length: 5 m
 Spraying lance: 50 cm



Perfect for spraying release agents (formwork oil) directly out of the barrel. Directly mounting on the 2" BSP thread of the barrel.

Air Sprayers

DSG1 Barrel Sprayer

Product Code	Capacity (ltr)	Operating Pressure	Weight (kg)
KSDSG1	-	8.6 Bar	5

Dimensions: 150 x 190 x 100 mm
 Flow rate: 20 Ltr/Min
 Hose length: 5 m
 Spraying lance: 60 cm



Air operated double diaphragm pump (AODD) made of PP with PTFE diaphragm, mounted on a console which can be used as a stand or as a wall bracket. Includes pressure regulator with pressure gauge to adjust the incoming air pressure, suction hose with strainer, 5 metre heavy duty hose (double layer) made of NBR, stainless steel spraying lance 60 cm, quick connectors (brass).

Spraying Lance - Stainless Steel

Product Code	Length (mm)
KSL600	600
KSL900	900



Made of stainless steel, including nozzle and hose connector. For use with Keller sprayers.



Telescopic Spraying Lance

Product Code	Length (mtr)
KSLT	Up to 5.4



Made of light weight fibreglass including nozzle and hose connector. For use with Keller sprayers.



Plastic Nozzle

Product Code	Colour	Flow rate (ltr/min)		
		2 Bar	3 Bar	5 Bar
KSPNG	Green	0.48	0.59	0.78
KSPNY	Yellow	0.65	0.80	1.03
KSPNB	Blue	0.97	1.19	1.37



Designed for use with thicker fluids such as release agents. For use with Keller sprayers.



Brass Nozzle

Product Code	Colour	Flow rate (ltr/min)		
		2 Bar	3 Bar	5 Bar
KSBN1	Brass	0.32	0.39	0.50
KSBN2	Brass	0.65	0.80	1.00
KSBN4	Brass	1.30	1.60	2.00
KSBN8	Brass	2.60	3.20	4.00

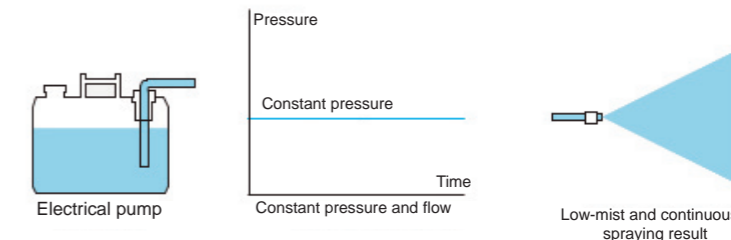


Durable brass nozzles are designed for use with thicker fluids such as release agents. For use with Keller sprayers.



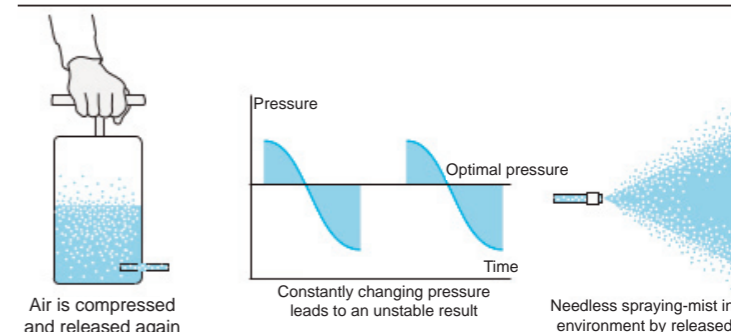
Electrical / Air Pump

The spray pressure is always generated by a pump and not by compressed air which causes a lot of mist. After you switch on the pump you immediately have a constant and homogeneous spraying result. This saves time, money and protects the environment and your health.



Hand Operated Pump

The pressure is generated manually by hand. After setting up the pressure you release the compressed air together with your spraying liquid and this causes needless spraying mist. With decreasing pressure the spraying quality gets worse and the spray pattern changes. You have to set up the pressure again by hand and you lose time and money.





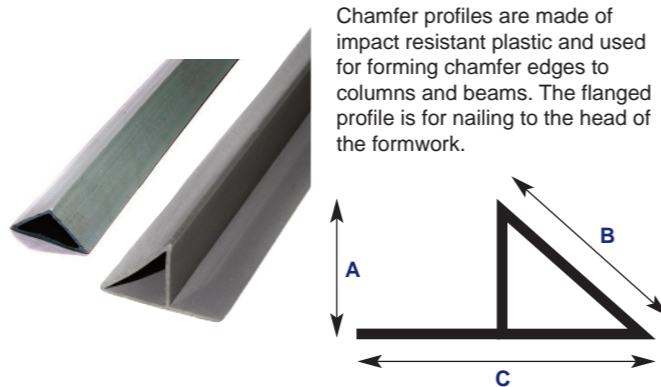
CHAMFER PROFILES & PACKING SHIMS

Plain Plastic Chamfer 85
Flange Plastic Chamfer 85
Steel Chamfer 86
Magnetic Chamfer 86
Packing Shims 87 - 88

Chamfer Edge Profiles

Product Code	Description	A (mm)	B (mm)	C (mm)	Pack Size (mtr)
CHF06	With Flange	6	9.0	20.5	100
CHF11	With Flange	11	15.5	26.0	100
CHF15	With Flange	15	21.2	32.0	100
CHF20	With Flange	20	28.3	37.0	100
CHF25	With Flange	25	36.1	46.0	50
CHF30	With Flange	30	42.4	53.0	50
CH11	Plain	11	15.5	-	100
CH15	Plain	15	21.2	-	100
CH20	Plain	20	28.3	-	100
CH25	Plain	25	35.4	-	100
CH30	Plain	30	42.4	-	50

All sizes are 2.5mtr long. Wooden Chamfer available on request.

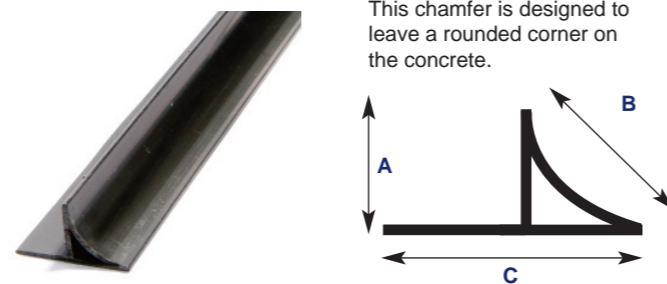


Chamfer profiles are made of impact resistant plastic and used for forming chamfer edges to columns and beams. The flanged profile is for nailing to the head of the formwork.

Chamfer Edge Profiles Rounded

Product Code	Description	A (mm)	B (mm)	C (mm)	Pack Size (mtr)
CHFR20	With Flange	20	30	41	100

All sizes are 2.5mtr long.

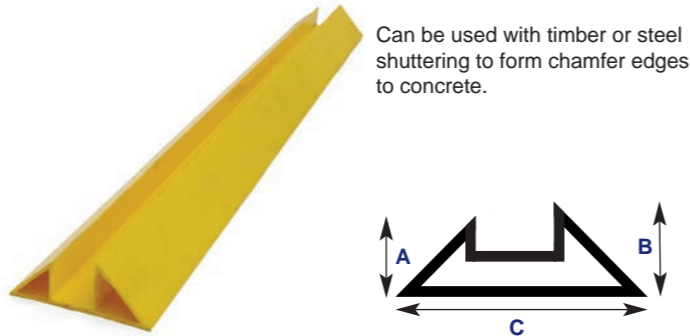


This chamfer is designed to leave a rounded corner on the concrete.

Chamfer Edge Profiles with Slot

Product Code	Slot Size (mm)	A (mm)	B (mm)	C (mm)	Pack Size (mtr)
CHS101518	18	10	15	43	40
CHS201518	18	20	15	53	40
CHS101005	5	10	10	25	40
CHS201505	5	20	15	40	40
CHS202505	5	20	25	50	40

All sizes are 4.0mtr long.

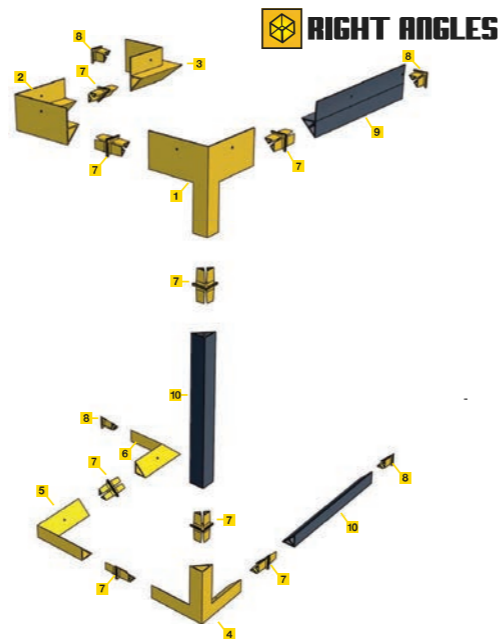


Can be used with timber or steel shuttering to form chamfer edges to concrete.

Right Angles Chamfer

Product Code	Description	Part No.	Pack Size (no)
RA01	Tri Form with Flange	1	20
RA02	External Dual Form with Flange	2	20
RA03	Internal Dual Form with Flange	3	20
RA04	Tri Form Plain	4	20
RA05	External Dual Form Plain	5	20
RA06	Internal Dual Form Plain	6	20
RA07	Joining Piece	7	100
RA08	End Cap	8	20
RA09	Chamfer with Flange (2.44mtr)	9	10
RA10	Chamfer Plain (2.44 mtr)	10	10
RA11	Duplex Nails (500g)	11	330

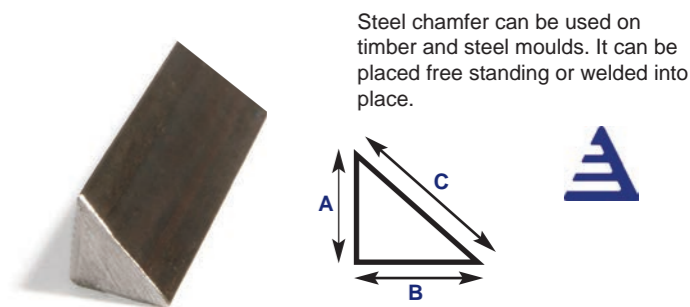
Right Angles is a unique kit which allows the easy and fast build of all 90° corner shapes. Right Angles gives a clean, precise corners and neat chamfers for reinforced concrete structures. This ensures consistent and high quality results every time.



Chamfer Edge Profile - Steel

Product Code	Description	A (mm)	B (mm)	C (mm)	Length (mtr)
CHS10	Steel	10	10	14	2
CHS15	Steel	15	15	21	2
CHS20	Steel	20	20	28	2
CHS25	Steel	25	25	35	2
CHS30	Steel	30	30	42	2

Other lengths available on request.

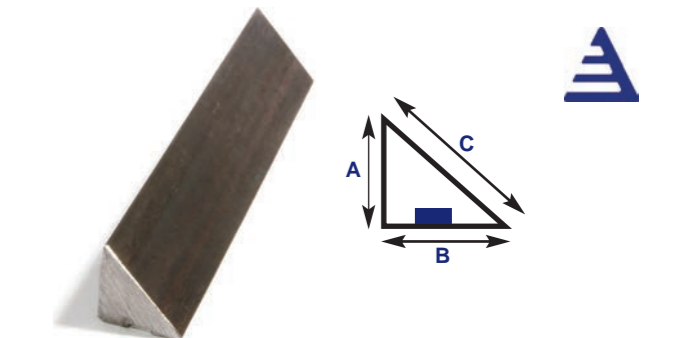


Steel chamfer can be used on timber and steel moulds. It can be placed free standing or welded into place.

Chamfer Magnetic - Single Sided

Product Code	Description	A (mm)	B (mm)	C (mm)	Length (mtr)
CHMS10	Single Sided	10	10	14	3
CHMS15	Single Sided	15	15	21	3
CHMS20	Single Sided	20	20	28	3
CHMS25	Single Sided	25	25	35	3
CHMS30	Single Sided	30	30	42	3

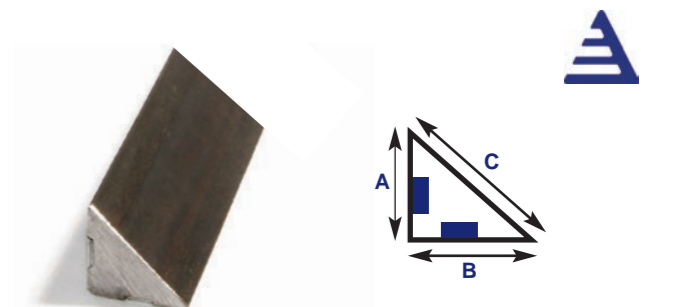
Other lengths available on request.



Chamfer Magnetic - Double Sided

Product Code	Description	A (mm)	B (mm)	C (mm)	Length (mtr)
CHMD10	Double Sided	10	10	14	3
CHMD15	Double Sided	15	15	21	3
CHMD20	Double Sided	20	20	28	3
CHMD25	Double Sided	25	25	35	3
CHMD30	Double Sided	30	30	42	3

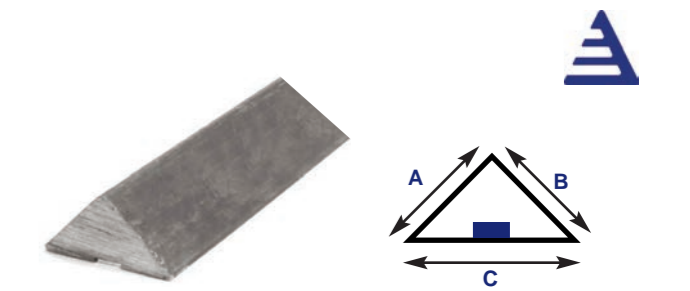
Other lengths available on request.



Chamfer Magnetic - Long Side

Product Code	Description	A (mm)	B (mm)	C (mm)	Length (mtr)
CHML10	Long Side	10	10	14	2
CHML15	Long Side	15	15	21	2
CHML20	Long Side	20	20	28	2
CHML25	Long Side	25	25	35	2
CHML30	Long Side	30	30	42	2


Other lengths available on request.



Chamfer Magnetic - Flat Top

Product Code	Description	A (mm)	B (mm)	C (mm)	Length (mtr)
CHMT20	Flat Top	20	28	10	3
CHMT25	Flat Top	25	35	10	3
CHMT30	Flat Top	30	40	10	3

Other lengths available on request.



Plastic Shims - Plain

Product Code	Thickness (mm)	Dimensions (mm)	Pack Size
PSPK2	2	70 x 70	250/1000
PSPK3	3	70 x 70	250/1000
PSPK5	5	70 x 70	125/500
PSPK7	7	70 x 70	125/500
PSPK9	9	70 x 70	125/250
PSPK10	10	70 x 70	125/250
PSPK15	15	70 x 70	50
PSPK20	20	70 x 70	50



Interlocking Shims

Product Code	Thickness (mm)	Dimensions (mm)	Pack Size
PSI2	2	160 x 75	500
PSI3	3	160 x 75	500
PSI5	5	160 x 75	500
PSI7	7	160 x 75	250
PSI10	10	160 x 75	250
PSI15	15	160 x 75	100
PSI20	20	160 x 75	100



Plastic Shims - Plain - Heavy Duty


Product Code	Thickness (mm)	Dimensions (mm)	Pack Size
PSP2	2	70 x 70	250/1000
PSP3	3	70 x 70	250/1000
PSP5	5	70 x 70	125/500
PSP7	7	70 x 70	125/500
PSP9	9	70 x 70	125/500
PSPS10	10	70 x 70	125/500
PSPS15	15	70 x 70	50
PSPS20	20	70 x 70	50

Full test report available on request.




Plastic Shims 95 x 170mm

Product Code	Thickness (mm)	Dimensions (mm)	Pack Size
PS951702	2	95 x 170	400
PS951703	3	95 x 170	300
PS951705	5	95 x 170	200
PS9517010	10	95 x 170	100



Plastic Shims 190 x 170mm

Product Code	Thickness (mm)	Dimensions (mm)	Pack Size
PS1901702	2	190 x 170	200
PS1901703	3	190 x 170	150
PS1901705	5	190 x 170	100
PS19017010	10	190 x 170	50



Plastic Shims - Horseshoe

Product Code	Thickness (mm)	Dimensions (mm)	Pack Size
PSH2	2	70 x 70	250/1000
PSH3	3	70 x 70	250/1000
PSH5	5	70 x 70	250/1000
PSH7	7	70 x 70	125/500
PSH9	9	70 x 70	125/500
PSHS10	10	70 x 70	125/500
PSHS20	20	70 x 70	50

Full test report available on request.



Plastic Wedges

Product Code	Height (mm)	Length (mm)	Width (mm)	Pack Size
WED10	10	70	30	500
WED20	20	110	40	250



Plastic Shims - Large

Product Code	Thickness (mm)	Dimensions (mm)	Pack Size
PSPL2	2	100 x 100	250
PSPL3	3	100 x 100	250
PSPL5	5	100 x 100	125
PSPL10	10	100 x 100	125



Metal Shims- Plain

Product Code	Thickness (mm)	Dimensions (mm)
PSM2	2	70 x 70
PSM3	3	70 x 70
PSM5	5	70 x 70
PSM7	7	70 x 70
PSM10	10	70 x 70

Other thicknesses and dimensions are available on request. Also available in stainless steel.





TYING SYSTEMS

Tjep Tying Machine 91 - 92
Tying Wire 93
Wire Dispensers 93
Wire Cutters 94
Bind Clip Ties 94
Double Loop Ties 94

TJEP ULTRA GRIP 25

TJEP ULTRA GRIP 40

TJEP ULTRA GRIP 58



Product	TJEPUG25	TJEPUG40	TJEPUG58
Combined Re-bar Size	8 - 25mm	12 - 40mm	30 - 58mm
Item no.	124012	124002	124022
EAN no.	5702551240120	5702551240021	5702551240229
Dimensions	281 x 109 x 300mm	297 x 109 x 300	312 x 109 x 310mm
Weight	2.5kg	2.6kg	2.8kg
Ties Per Coil	160 - 225	120 - 160	90 - 120
Wraps Per Tie	2 or 3	2 or 3	2 or 3
Wire Specification	Electro Galvanised	Electro Galvanised	Electro Galvanised
Ties Per Charge	5000 (with 3 wraps)	4500 (with 3 wraps)	4000 (with 3 wraps)
Tie Speed	0.6 seconds	0.7 seconds	0.8 seconds

Included with all tools:

- 2 Lithium-ion batteries
- 1 Charger
- 2 Starter coils
- 1 Sturdy plastic carry case

Features:

- 18V brushless motors
- Sealed gearbox for extra power
- Optimised nose design with long lifetime, ensuring easier access to the point you want to tie.
- Longer and narrower handle for better ergonomics
- 18V 4Ah Li-ion slide-in battery
- Connector for electronic extension

Applications:


- Tying reinforcement in concrete panels, bases, flooring and walling.
- Fixing of underfloor heating/cooling systems and electrical conduits.

Advantages of the TJEP ULTRA GRIP

- Up to 5 times faster than manual tying.
- 5000 ties per charge.
- Extra tight and firm ties (2 or 3 wraps).
- Extra efficiency and durability.
- Ergonomic one-handed operation.
- Consistent quality of the ties.
- Short payback on investment.
- Lightweight & compact body.
- Learn to operate in only a few minutes.
- Brushless motor for longer tool life.



Scan the QR code for product demonstration.



TJEP ULTRA GRIP WIRE



The TJEP Ultra Grip wire has a higher tensile strength, improved flexibility and increased ductility. This balanced combination of features provides the ideal wire to produce a strong and efficient reinforcement steel connection. The wire is provided in a galvanised finish to improve corrosion resistance within the concrete. In addition the galvanised wire ensures the efficient operation of the Ultra Grip machine, eliminating rust deposits associated with mild steel wire, reducing the chance of corroded material accumulating in the internal workings of the tool affecting performance.

Product Code	Description	Pack Size
TJEPUGW20	Self Colour	20 Coils
TJEPUGW40	Self Colour	40 Coils
TJEPUGW20G	Galvanised	20 Coils
TJEPUGW40G	Galvanised	40 Coils



TJEP ACCESSORIES



Lithium-ion Battery



Battery Charger



Holster



Extension Arm

Authorised TJEP Service Centre



Our vast experience and ongoing technical improvements mean you can always count on your tools being serviced competently. Rest assured, when you receive your tool back it will be fully operational. Our team can also offer you a FREE training session (on site) to help you fix any minor breakdowns yourself should they occur.



Technical Support

Technical Support is an essential part of the Euro Accessories service. We take great pride in offering full in-house technical support and continuous analysis on all the products within our range. This means you can get an answer quickly when you need it and be confident our products meet all of their fundamental requirements.

Technical Literature available upon request or for download from euroacc.co.uk

Tying Wire

Product Code	Gauge	Coil Weight (kg)	Pallet Size (no)
TW16	16	10	90
TW17	17	9	100
TW172	17	2	300



Black Soft Annealed Tying Wire is the most popular Tying Wire and is annealed to the highest standards.

Tying Wire - Stainless Steel

Product Code	Gauge	Coil Weight (kg)	Pallet Size (no)
TW18SS	18	15	40
TW1816SS	18	1.6	300



Stainless Steel wire is used where there is a risk of staining or for use with stainless steel bars.

Reel Easy Wire Dispenser

Product Code	Description	Tie Wire Gauge	Case Dia. (mm)	Weight (kg)
RED	Reel Dispenser	N/A	160	0.35
REC	Black Wire	17	N/A	1.6
TW1816SS	Stainless Steel Wire	18	N/A	1.6



REELEASY
www.reeleasy.co.uk

Manufactured from resilient plastic the Reel Easy Wire Dispenser eliminates wire trip hazards and reduces the risk of back injuries.



Steel Wire Dispenser

Product Code	Description	Tie Wire Gauge	Case Dia. (mm)	Weight (kg)
WDAL	Reel Dispenser	N/A	160	0.95
TW172	Black Wire	17	N/A	2
TW1816SS	Stainless Steel Wire	18	N/A	1.6



Manufactured from high quality die-cast aluminium, this reel will hold 14 to 18 gauge wire with any coating. Designed for both right and left hand use.

Wire Cutters

Product Code	Type	Description	Length (mm)	Pack Size
WNIPS	1	Knipex 200	200	5/10
WNIPS280	1	Knipex 280	280	6
WNIPSEC	2	Euronips	200	6

Wire cutters are the preferred tool for steel fixers to cut wire on site.



Bind Clip Ties

Product Code	To Bind Bars	Pack Size
BCT68	5/8, 6/8	10000
BCT88	6/8, 8/8	10000
BCT810	6/10, 8/10	11200
BCT812	6/12, 8/12	9600
BCT1212	10/12, 12/12	7200
BCT816	6/16, 8/16	6000
BCT1616	12/16, 16/16	6000
BCT820	6/20, 8/20	4000
BCT824	6/24, 8/24	4000



Easy to use Bind Clip Ties involve no cut-offs and require no tools.

Double Loop Ties

Product Code	Length (mm)	Pack Size
WT100	100	1000/5000
WT125	125	1000/5000
WT150	150	1000/5000
WT200	200	1000/5000
WT250	250	1000/5000
WT300	300	1000/5000

Also available in stainless steel.



Alternative to Tying Wire, works simply by wrapping the tie around the reinforcing bar and pulling with a Tying Tool.

Tying Tool

Product Code	Description	Pack Size
WTT	Tying Tool	25



For use with Double Loop Ties.



REINFORCEMENT CONTINUITY

Comax Continuity Strip	97 - 98
Terwa Threaded Couplers	99 - 100
Special Threaded Couplers	101 - 102
Terwa Alligator Couplers	103
Terwa Headed Couplers	104
Terwa Transition Couplers	105
Coupler Tools	106

COMAX®

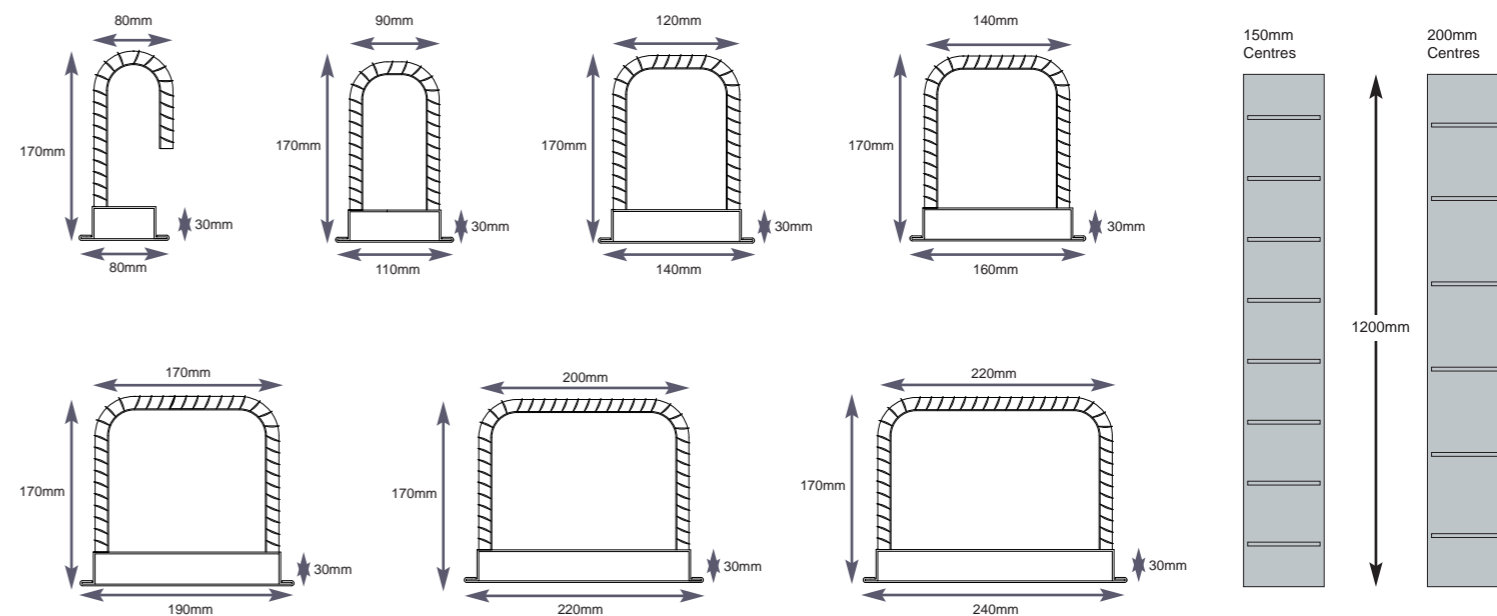
COMAX® Reinforcement Continuity Strip

Product Code	Case Dimensions			Rebar Dimensions					Bars per Box (no)	Pallet Size (mtrs)
	Width (mm)	Length (mm)	Depth (mm)	Dia. (mm)	Centres (mm)	Height (mm)	Width (mm)	Lap Length (mm)		
CCS0801215U	80	1200	30	12	150	170	80	480	8	180
CCS0801220U	80	1200	30	12	200	170	80	480	6	180
CCS1101015U	110	1200	30	10	150	170	90	400	8	96
CCS1101020U	110	1200	30	10	200	170	90	400	6	96
CCS1101215U	110	1200	30	12	150	170	90	480	8	96
CCS1101220U	110	1200	30	12	200	170	90	480	6	96
CCS1401015U	140	1200	30	10	150	170	120	400	8	129.6
CCS1401020U	140	1200	30	10	200	170	120	400	6	129.6
CCS1401215U	140	1200	30	12	150	170	120	480	8	129.6
CCS1401220U	140	1200	30	12	200	170	120	480	6	129.6
CCS1601015U	160	1200	30	10	150	170	140	400	8	100.8
CCS1601020U	160	1200	30	10	200	170	140	400	6	100.8
CCS1601215U	160	1200	30	12	150	170	140	480	8	100.8
CCS1601220U	160	1200	30	12	200	170	140	480	6	100.8
CCS1901015U	190	1200	30	10	150	170	170	400	8	86.4
CCS1901020U	190	1200	30	10	200	170	170	400	6	86.4
CCS1901215U	190	1200	30	12	150	170	170	480	8	86.4
CCS1901220U	190	1200	30	12	200	170	170	480	6	86.4
CCS1901615U	190	1200	50	16	150	170	170	640	8	36
CCS1901620U	190	1200	50	16	200	170	170	640	6	36
CCS2201015U	220	1200	30	10	150	170	200	400	8	60.0
CCS2201020U	220	1200	30	10	200	170	200	400	6	60.0
CCS2201215U	220	1200	30	12	150	170	200	480	8	60.0
CCS2201220U	220	1200	30	12	200	170	200	480	6	60.0
CCS2201615U	220	1200	50	16	150	170	200	640	8	45.0
CCS2201620U	220	1200	50	16	200	170	200	640	6	45.0
CCS2401015U	240	1200	30	10	150	170	220	400	8	57.6
CCS2401020U	240	1200	30	10	200	170	220	400	6	57.6
CCS2401215U	240	1200	30	12	150	170	220	480	8	57.6
CCS2401220U	240	1200	30	12	200	170	220	480	6	57.6
CCS2401615U	240	1200	50	16	150	170	220	640	8	36
CCS2401620U	240	1200	50	16	200	170	220	640	6	36

Note: Product codes in bold text, are available from stock.

COMAX®

Standard Profiles



CARES Technical Approval



The CARES technical approval TA2 5072 validates that the manufacturer of the Comax system has a quality management system in accordance with ISO9001:2015, whilst also ensuring the incorporated reinforcement steel is in accordance with BS 4449:2005 and cut and bent in accordance with BS8666. The approval also ensures the reinforcement steel meets a strict set of criteria for reinforcement bars used in reinforcement continuity systems, ultimately ensuring the Comax system performs in a manner which fulfils the requirements set down in BS EN1992-1-1:2004 (EC2).



Technical Support

Technical Support is an essential part of the Euro Accessories service. We take great pride in offering full in-house technical support and continuous analysis on all the products within our range ensuring you can get an answer quickly when you need it and be confident our products meet all of their fundamental requirements.

Technical Literature available upon request or for download from euroacc.co.uk



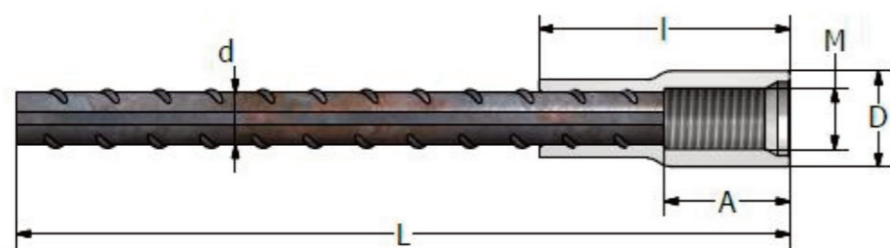
TECHNICAL APPROVAL 5072

002



PSA Female Coupler

The PSA couplers are made of steel 20CrMo5 or equivalent and are supplied zinc plated. The couplers are marked with the company logo and the thread type. The reinforcement steel is standard B500B or B500C in accordance with BS4449 and EN 10080. On request the PSA couplers can be produced in stainless steel or hot dip galvanised finish. The PSA reinforcement coupler is composed of reinforcement steel and an internally threaded sleeve, which is hydraulically pressed on to the reinforcement steel using a swaging process. Used in conjunction with the TSE coupler or the PSA-PSC connector the completed coupling ensures an effectively continuous run of reinforcement steel. This method of connecting the reinforcement steel makes the PSA coupler ideal for connections to precast concrete units, continuity of reinforcement through structural joints and connections in prefabricated reinforcement cages.

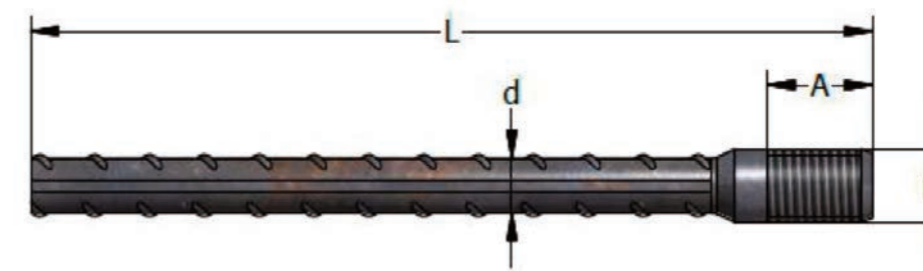


Product Code	Length	Thread Dimensions		Coupler Dimensions		Reinforcement Steel		
	L (mm)	M (metric)	A (mm)	D (mm)	I (mm)	d (mm)	Tensile Force (kN)	Rated Section (mm ²)
PSA120400	400	16	25	22	62	12	56.5	113.0
PSA120600	600	16	25	22	62	12	56.5	113.0
PSA120800	800	16	25	22	62	12	56.5	113.0
PSA121500	1500	16	25	22	62	12	56.5	113.0
PSA160400	400	20	38	28	86	16	100.5	201.0
PSA160550	550	20	38	28	86	16	100.5	201.0
PSA160800	800	20	38	28	86	16	100.5	201.0
PSA161020	1020	20	38	28	86	16	100.5	201.0
PSA161440	1440	20	38	28	86	16	100.5	201.0
PSA200700	700	24	42	34	99	20	157.0	314.0
PSA201000	1000	24	42	34	99	20	157.0	314.0
PSA201280	1280	24	42	34	99	20	157.0	314.0
PSA201800	1800	24	42	34	99	20	157.0	314.0
PSA202000	2000	24	42	34	99	20	157.0	314.0
PSA202200	2200	24	42	34	99	20	157.0	314.0
PSA250700	700	30	52	40	117	25	245.5	491.0
PSA251000	1000	30	52	40	117	25	245.5	491.0
PSA251250	1250	30	52	40	117	25	245.5	491.0
PSA251500	1500	30	52	40	117	25	245.5	491.0
PSA252260	2260	30	52	40	117	25	245.5	491.0
PSA321400	1400	42	65	54	153	32	401.9	803.8
PSA321600	1600	42	65	54	153	32	401.9	803.8
PSA322300	2300	42	65	54	153	32	401.9	803.8
PSA401000	1000	48	72	65	188	40	625.0	1250.0
PSA401500	1500	48	72	65	188	40	625.0	1250.0
PSA402000	2000	48	72	65	188	40	625.0	1250.0



TSE Male Couplers

The TSE reinforcement coupler is produced from reinforcement steel in grades B500B or B500C in accordance with BS4449 and EN 10080 and is forged at one end with a rolled metric thread. The overall diameter of the threaded connection is greater than that of the parent reinforcement. This ensures that the joint has a superior tensile capacity and shear capability than that of the parent bar. This is commonly referred to as a "bar break coupler" where the connection is stronger than the bar itself. To connect with a reinforcement PAS coupler, the TSE coupler is screwed fully into the PSA coupler.

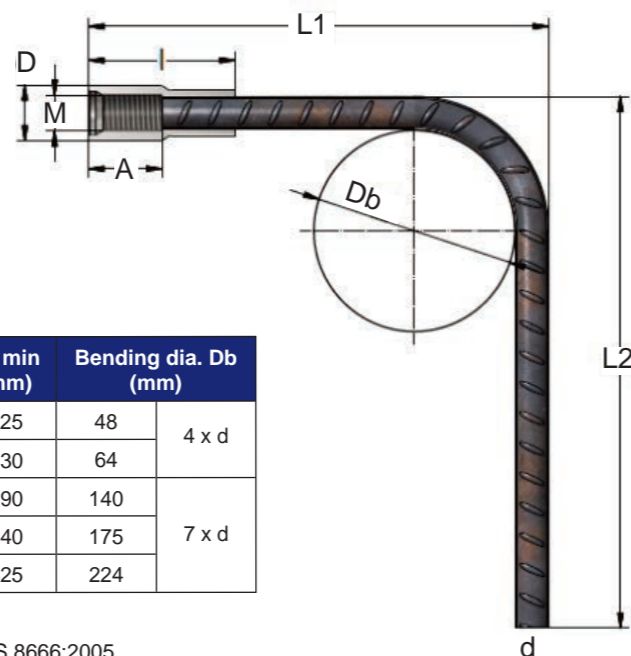


Product Code	Length	Thread Dimensions		Reinforcement Steel		
	L (mm)	M (metric)	A (mm)	d (mm)	Tensile Force (kN)	Rated Section (mm ²)
TSE120375	375	16	22	12	56.5	113.0
TSE120575	575	16	22	12	56.5	113.0
TSE120625	625	16	22	12	56.5	113.0
TSE120800	800	16	22	12	56.5	113.0
TSE121000	1000	16	22	12	56.5	113.0
TSE121500	1500	16	22	12	56.5	113.0
TSE160520	520	20	28	16	100.5	201.0
TSE160770	770	20	28	16	100.5	201.0
TSE160825	825	20	28	16	100.5	201.0
TSE161020	1020	20	28	16	100.5	201.0
TSE161250	1250	20	28	16	100.5	201.0
TSE161440	1440	20	28	16	100.5	201.0
TSE162200	2200	20	28	16	100.5	201.0
TSE200665	665	24	35	20	157.0	314.0
TSE200965	965	24	35	20	157.0	314.0
TSE201050	1050	24	35	20	157.0	314.0
TSE201280	1280	24	35	20	157.0	314.0
TSE201800	1800	24	35	20	157.0	314.0
TSE202200	2200	24	35	20	157.0	314.0
TSE251000	1000	30	43	25	245.5	491.0
TSE251300	1300	30	43	25	245.5	491.0
TSE251500	1500	30	43	25	245.5	491.0
TSE252260	2260	30	43	25	245.5	491.0
TSE321000	1000	42	45	32	401.9	803.9
TSE321400	1400	42	45	32	401.9	803.9
TSE321650	1650	42	45	32	401.9	803.9
TSE322300	2300	42	45	32	401.9	803.9



PSAG Cut and Bent Reinforcement Couplers

The PSAG coupler can be supplied cut and bent to scheduled requirements. It comprises of cut and bent reinforcement with a PSA coupler swaged onto one end of the reinforcement steel. Please see the diagram and table below for specific dimensions and schedule dimensions.



Product Code	D (mm)	l (mm)	d (mm)	M (metric)	A (mm)	L1 min (mm)	L2 min (mm)	Bending dia. Db (mm)
PSAG12-L	22	62	12	16	25	160	125	48
PSAG16-L	28	86	16	20	38	210	130	64
PSAG20-L	34	99	20	24	42	230	190	140
PSAG25-L	40	117	25	30	52	300	240	175
PSAG32-L	54	153	32	42	65	370	325	224

Different lengths available on request: PSAG x thread x L1 x L2 in mm.

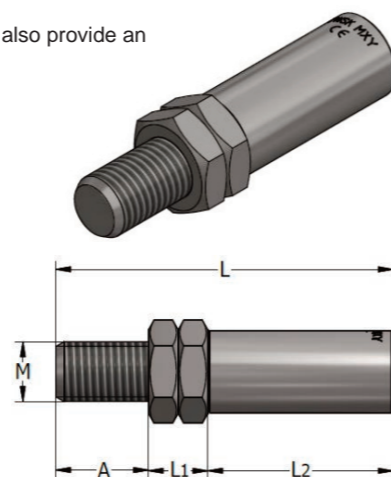
All cut and bent couplers are supplied within the cutting and bending tolerances of BS 8666:2005.

The minimum former diameters recommended in this standard are detailed in the above table.

TWSK Position Coupler

This is the perfect solution for connecting two rebars when it is not possible to rotate one or both of the bars. They also provide an ideal means of connecting reinforcement between insitu poured concrete and precast concrete elements.

Product Code	Rebar (mm)	M (metric)	A (mm)	L (mm)	L1 (mm)	L2 (mm)
TWSK12	10	12	18	66	12	36
TWSK16	12	16	25	91	16	50
TWSK20	16	20	38	134	20	76
TWSK24	20	24	42	150	24	84
TWSK30	25	30	52	186	30	104
TWSK36	28	36	55	201	36	110
TWSK42	32	42	65	237	42	130
TWSK48	40	48	75	264	48	144



PSAD Double Reinforcement Couplers

The double reinforcement coupler PSAD is comprised of reinforcement steel with a sleeve swaged onto both ends of the bar. The reinforcement steel is standard B500B or B500C in accordance BS4449 and EN10080.

The following table gives the critical dimensions of the components.



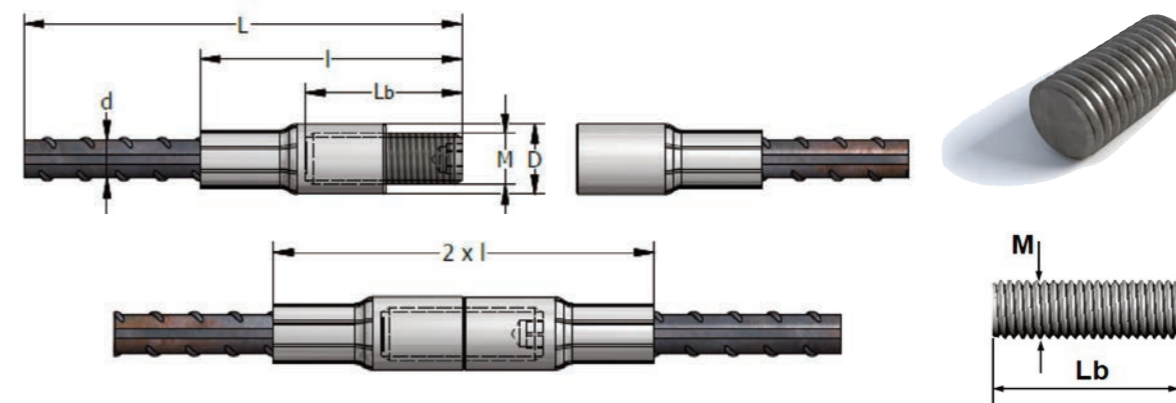
Product Code	D (mm)	l (mm)	d (mm)	M (metric)	A (mm)
PSAD12-L	22	62	12	16	25
PSAD16-L	28	86	16	20	38
PSAD20-L	34	99	20	24	42
PSAD25-L	40	117	25	30	52
PSAD32-L	54	153	32	42	65

Dimension L can be ordered to a +0mm -10mm tolerance. Remember to take into consideration any fixing accessory dimensions such as plastic nailing plates. It is advisable to order the PSAD slightly under the unit thickness to ensure the shutters will close properly.



PSC Reinforcement Connector

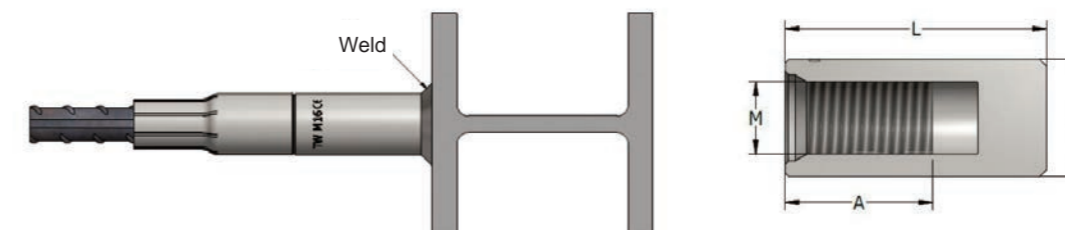
The reinforcement connector PSC is a metric threaded connector, used to convert the PSA coupler into a male coupler PSA-PSC. Two PSA couplers and a PSC connector provide a connection in the reinforcement steel for precast elements, construction joints and prefabricated reinforcement cages. The PSC connectors are made of alloyed steel 34CrMo4 (W1.7220) or equivalent. The dimensions for the PSC connection are shown in the table below.



Product Code	D (mm)	l (mm)	d (mm)	M (metric)	Lb (mm)
PSC16	22	62	12	16	49
PSC20	28	86	16	20	75
PSC24	34	99	20	24	83
PSC30	40	117	25	30	103
PSC42	54	153	32	42	129
PSC48	65	188	40	48	143

KB-W Weldable Couplers

KB-W is a KB bush used to connect reinforcing bars to structural steel. The KB-W bush has a thread at one end. The other end is welded directly to the structural steel. The KB-W couplers are made of steel S355 or equivalent. The type and size of weld must be determined by the designer.



Product Code	Thread (M)	L (mm)	D (mm)	A (mm)
KB-W12	12	41	17.5	18
KB-W16	16	50	22	26
KB-W20	20	65	28	39
KB-W24	24	76	34	43
KB-W30	30	88	40	53
KB-W36	36	94	50	56
KB-W42	42	103	54	65
KB-W48	48	115	65	74

The KB-W coupler can be safely welded to structural steel or sheet piles providing end restraint for reinforcement steel in the structure. The coupler consists of a part threaded barrel manufactured from S355 steel or equivalent specification.

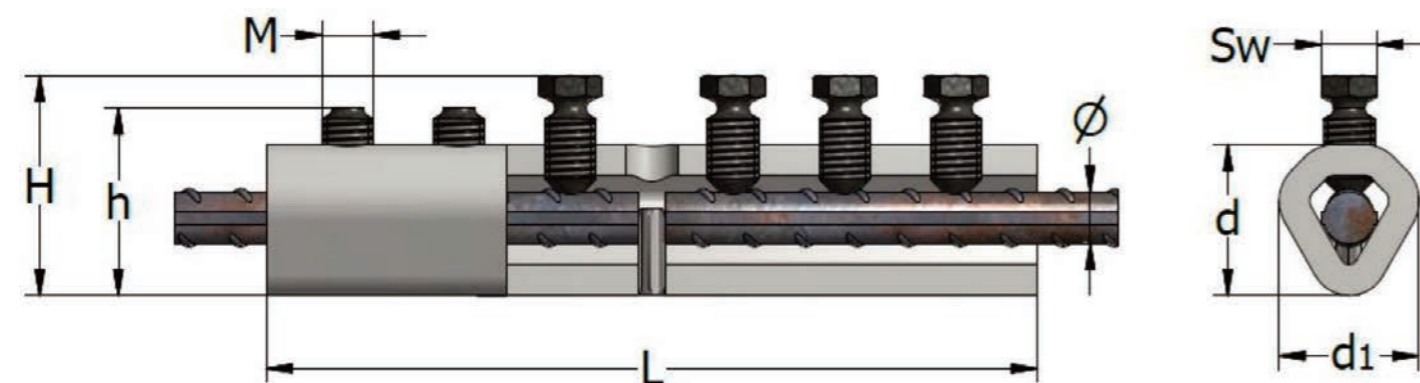


Alligator Splicing Couplers

The standard product within the range comprises of the tapered alligator profile combined with the ingenious lock shear bolts to provide a slip free joint in the reinforcement steel, without relying on additional welded components to increase the bond strength. The tapered profile Alligator Coupler acts as a wedge to grip the reinforcement steel, maximising the surface contact between the coupler body and the reinforcement steel to achieve the slip requirements set out in BS8110-pt1:1997. The performance of the product is verified by CARES Technical Approval TA1-B 5065.



Product Code	Bar Dia. (mm)	No. of Bolts	Bolt Thread	L (mm)	d (mm)	d1 (mm)	H (mm)	h (mm)	Sw (mm)	Torque Bolts (Nm)
ALC10	10	6	M12	160	35	33	48	38	13	100-115
ALC12	12	6	M12	180	35	33	51	41	13	100-115
ALC16	16	8	M12	230	40	36	58	48	13	100-115
ALC18	18	10	M12	280	44	42	59	49	13	100-115
ALC20	20	10	M16	260	47	44	66	54	17	195-215
ALC22	22	10	M16	330	53	50	70	58	17	195-215
ALC25	25	12	M16	390	56	52	73	61	17	195-215
ALC28	28	12	M20	420	66	62	88	73	22	355-405
ALC32	32	14	M20	480	73	68	95	80	22	355-405
ALC36	36	16	M20	540	79	73	101	86	22	355-405
ALC40	40	18	M20	580	79	73	104	89	22	355-405

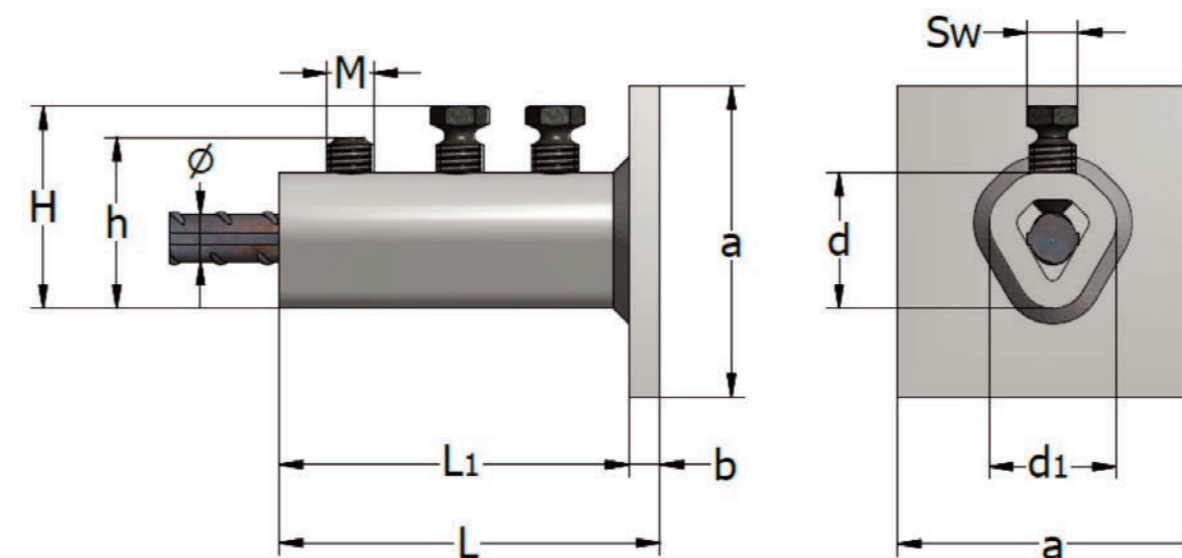


Headed Anchor Alligator Couplers

The Headed Anchor is designed to provide end anchorage and reduce reinforcement congestion. Utilising the same tapered profile and lock shear bolts as the standard coupler, combined with a large back plate to facilitate load transfer into the surrounding concrete. This method of providing end anchorage reduces the congestion of steel in the anchorage zone over more conventional reinforcement practices. Traditional construction methods generally rely on hooked or L shaped bars for end anchorage, resulting in areas of heavily congested steel, increases in required bond length and larger concrete dimensions to accommodate the minimum bending diameters on heavier bars.



Product Code	Bar Dia. (mm)	No. of Bolts	Bolt Thread	L (mm)	a (mm)	b (mm)	d (mm)	d1 (mm)	H (mm)	h (mm)	Sw (mm)	Torque Bolts (Nm)
ALC-AP10	10	3	M12	88	80	8	35	33	48	38	13	100-115
ALC-AP12	12	3	M12	98	80	8	35	33	51	41	13	100-115
ALC-AP14	14	4	M12	123	100	8	37	36	56	46	13	100-115
ALC-AP16	16	4	M12	123	100	8	40	36	58	48	13	100-115
ALC-AP18	18	5	M16	150	100	10	44	42	59	49	13	100-115
ALC-AP20	20	5	M16	140	100	10	47	44	66	54	17	195-215
ALC-AP22	22	5	M16	175	100	10	53	50	70	58	17	195-215
ALC-AP25	25	6	M16	205	100	10	56	52	73	61	17	195-215
ALC-AP28	28	6	M20	225	150	15	66	62	88	73	22	355-405
ALC-AP32	32	7	M20	255	150	15	73	68	95	80	22	355-405
ALC-AP36	36	8	M20	285	150	15	79	73	101	86	22	355-405
ALC-AP40	40	9	M20	305	150	15	79	73	104	89	22	355-405






Transition Alligator Couplers

The Transition Alligator Coupler is a convenient method to increase or reduce bar diameters when design requirements call for or permit doing so. This can lead to significant reductions in steel volume and a potential reduction in element dimensions leading to reductions in steel congestion and material savings.



Product Code	Bar Dia. (mm)	No. of Bolts	Bolt Thread (M)	L (mm)	L1 (mm)	L2 (mm)	d1 (mm)	d2 (mm35)	Sw1 (mm)	Sw2 (mm)	Torque Bolts (Nm)
ALC-VK16/10-12	16/10-12	4/3	M12/M12	205	115	90	40	35	13	13	115/115
ALC-VK20/12	20/12	3/3	M16/M12	178	88	90	47	35	17	13	215/115
ALC-VK20/14	20/14	4/4	M16/M12	227	112	115	47	37	17	13	215/115
ALC-VK20/16	20/16	4/4	M16/M12	227	112	115	47	40	17	13	215/115
ALC-VK25/16	25/16	3/4	M16/M12	221	106	115	56	40	17	13	215/115
ALC-VK25/20	25/20	5/5	M16/M12	302	166	136	56	47	17	17	215/115
ALC-VK32/20	32/20	4/5	M20/M16	282	140	136	73	47	22	17	405/215
ALC-VK32/25	32/25	7/6	M20/M16	426	238	188	73	56	22	17	405/215
ALC-VK32/28	32/28	7/6	M20/M20	446	238	208	73	66	22	22	405/405
ALC-VK40/32	40/32	7/7	M20/M20	460	230	230	79	73	22	22	405/405



Tools for use with the Alligator Coupler Range

To adequately tighten the lock shear bolts a suitable power tool with a torque capability twice that of the recommended torque requirement of the Alligator should be used. Euro Accessories offers the following tools for this process:

Electric Impact Wrench

Product Code	Description
PTWMAK	Electric Impact Wrench

Available to purchase or hire.



Power requirement: 110 V
1000Nm of torque.
1" square drive.

The Electric Impact Wrench easily achieves the correct torque setting to effectively fix the ALC Couplers in place.

Pneumatic Mounting Kit

Product Code	Description
PTWSNAP	Pneumatic Mounting Kit

Available to purchase or hire.



Power requirement: Compressed air source.
813-1898 Nm of torque.
1" square drive.

ALC Pneumatic Mounting Kit.

Torque Wrench

Product Code	Description
PSAWR	Wrench



Calibrated Torque Wrench for use with the TSE Reinforcement Coupler. The calibrated torque wrench is specially designed for the correct installation of the Terwa couplers on site. All Terwa wrenches are delivered together with a calibration report and instructions for use. The torque values are marked on the wrench for all diameters of rebar.

CARES Technical Approval

CARES Technical Approval. Alligator

The CARES technical approval TA1-B 5065 validates that the manufacturer of the Alligator system has a quality management system in accordance with ISO9001:2015. The approval also ensures the mechanical couplers fulfil slip requirements set down in BS EN1992-1-1:2004 (EC2).

Cares Technical Approval. PSA-TSE & PSA-PSC

The CARES technical approval TA1-B 5058 validates that the manufacturer of the PSA-TSE & PSA-PSC systems has quality management system in accordance with ISO9001:2015, whilst also ensuring the incorporated reinforcement steel is in accordance with BS 4449:2005. The approval also ensures the mechanical couplers fulfil the Slip requirements set down in BS EN1992-1-1:2004 (EC2).



Technical Support

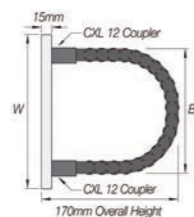
Technical Support is an essential part of the Euro Accessories service. We take great pride in offering full in-house technical support and continuous analysis on all the products within our range. This means you can get an answer quickly when you need it and be confident our products meet all of their fundamental requirements.

Technical Literature available upon request or for download from euroacc.co.uk

Reinforcement Continuity Coupler Box

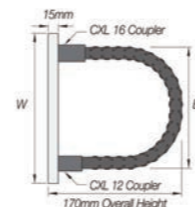
The CB Coupler Boxes simplify the continuity of reinforcement at concrete construction joints. They allow engineers to design slab-to-wall connections without traditional restrictions on bar length and bar diameter of re-bend/pull-out continuity systems and help contractors to eliminate manual bar straightening on site.

Standard Box Length: 600mm as standard, other lengths available.
Centres Available: 100mm, 150mm and 200mm.



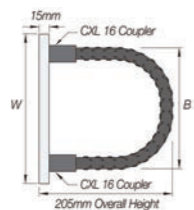
Coupler Box 12T/12C
 12mm Tension Bar
 12mm Compression Bar

Product Code	Box Width (mm)	Stirrup Width (mm)
CB150-12T/12C	150	98
CB170-12T/12C	170	118
CB190-12T/12C	190	139
CB220-12T/12C	220	170
CB250-12T/12C	250	200



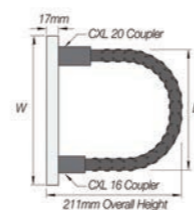
Coupler Box 16T/12C
 16mm Tension Bar
 12mm Compression Bar

Product Code	Box Width (mm)	Stirrup Width (mm)
CB150-16T/12C	150	98
CB170-16T/12C	170	118
CB190-16T/12C	190	139
CB220-16T/12C	220	170
CB250-16T/12C	250	200



Coupler Box 16T/16C
 16mm Tension Bar
 16mm Compression Bar

Product Code	Box Width (mm)	Stirrup Width (mm)
CB220-16T/16C	220	180
CB250-16T/16C	250	200



Coupler Box 20T/16C
 20mm Tension Bar
 16mm Compression Bar

Product Code	Box Width (mm)	Stirrup Width (mm)
CB220-20T/16C	220	180
CB250-20T/16C	250	200

Reinforcement Continuity Coupler Box Bar

Bar Dia. (mm)	Thread (M)	Thread Length (mm)	Coupler Length (mm)
12	16	16	any length
16	20	20	any length
20	24	24	any length
25	30	30	any length

The Couplers are used in conjunction with the Continuity Coupler Box. Unlike re-bend continuity systems where bar lengths are restricted to the box dimensions, there is virtually no restriction on continuation bar length.



Punching Shear Reinforcement

Used within a slab to provide additional reinforcement around columns. They are the ideal solution to the design and construction problems associated with punching shear.

The system consists of double headed studs welded to flat rails, positioned around the column head or base. The shear load from the slab is transferred through the studs into the column. They are suitable for all column shapes and easy to install either top down or bottom up depending on preference.



Product Code	Stud Dia. (mm)	Stud Length (mm)	Head Dia. (mm)	Rail Dia. (mm)	Number of Studs	Stud Centres (mm)	Rail Length (mm)
SR10	10	115 to 355	30	32 x 3	Please provide these details when ordering.		
SR12	12	115 to 355	36	32 x 3			
SR16	16	135 to 375	48	32 x 3			
SR20	20	135 to 1210	60	48 x 3			
SR22	22	135 to 1210	66	48 x 3			
SR25	25	135 to 1210	75	48 x 3			

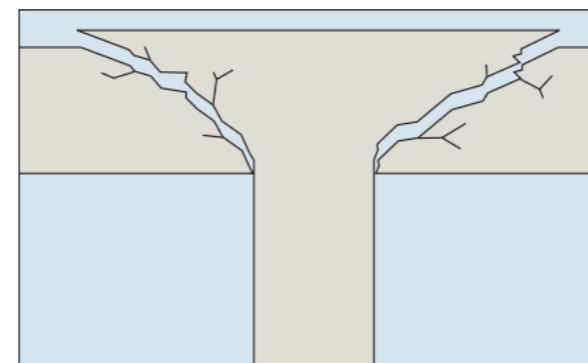
How to order Punching Shear Reinforcement:

State the Stud Dia, Stud Length, Number of Studs, Stud Centres and the Rail Length.

eg. **SR12/200/5/100/550**

Why use Punching Shear Reinforcement?

The weight of a slab supported on a column induces shear stresses in the slab. These stresses, if sufficient and where additional reinforcement has not been provided, would result in the column 'punching' through the slab. This punching shear is similarly induced in the footing on which the column bears. Although punching shear can be relieved by localised thickening of the concrete with downstand beams and enlarged column heads, the construction of flat slabs offers many advantages. A consistent head space can reduce the overall height of a building and provide significant time and material savings. Used within a slab to provide additional reinforcement around columns, the rail is the ideal solution to the design and construction problems associated with punching shear. The system consists of doubleheaded studs welded to flat rails, positioned around the column head or base. The shear load from the slab is transferred through the studs into the column.





Hot Rolled Cold Stretched - Ribbed - B500B

Bar Dia. (mm)	Weight / Coil (kg)	
8	2500	-
10	2500	-
12	2500	5000
14	2500	5000
16	2500	5000

The final diameter and ribbed surface in sizes 8mm to 16mm are achieved by applying further stretching work to the coil. The stretching process reduces the cross sectional area by 3-4%. The stretch is applied by putting the coil through a series of bending rolls, after which the product is layer wound into coils. In summary, this coil has high ductility.



Cold Rolled - Ribbed - B500B

Bar Dia. (mm)	Weight / Coil (kg)	
6	2500	-
8	2500	5000
10	2500	5000
12	2500	5000
16	2500	5000

The final diameter and ribbed surface in sizes 6mm to 16mm are achieved by passing the material through a series of rollers in a cold forging process. The material is forced into the gap between the rollers and so is compressed and results in similarly high ductile to that of the hot rolled reinforcement steel. The cold rolling process results in a product with predictable and regular cross section, improving efficiencies when using automated cutting and bending machines. In summary, this coil has high ductility, and flexibility.



Cold Rolled - Ribbed - B500A

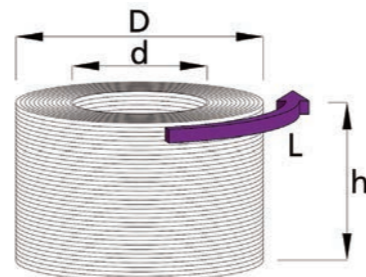
Bar Dia. (mm)	Weight / Coil (kg)	
6	2500	-
8	2500	5000
10	2500	5000
12	2500	5000

The final diameter and ribbed surface in sizes 12mm or less is achieved by passing the rod through a smaller series of rollers in a cold forging process. The nature of this manufacturing process results in a less ductile material but has the advantage of predictable and consistent material cross section to improve efficiencies when used with automated cutting and bending machines. In summary, this coil offers good flexibility.



Dimensions

	Weight / Coil (Kg)	
	2500	5000
d (mm)	600	600
D (mm)	1200	1300
h (mm)	700	900



Coil Clamp

Product Code	Coil Type	Inner Coil Dia. (mm)	Max Coil Weight (kg)
R/5000	Cold Drawn	580 - 610	5000
RS/5000	Hot Rolled	580 - 640	5000
RS/5000/900	Cold Drawn	880 - 910	5000



Coil Clamps are designed to ease the loading/offloading of reinforcement coils, as well as placement onto the Pay Off System.

Coil Clamp Jaws

Product Code	Coil Type	Inner Coil Dia. (mm)	Max Coil Weight (kg)
R/5000/540/6S	Cold Drawn	510 - 540	5000
R/5000/560/6S	Cold Drawn	540 - 570	5000
R/5000/600/6S	Cold Drawn	580 - 610	5000
R/5000/620/6S	Cold Drawn	600 - 630	5000
R/5000/640/6S	Cold Drawn	610 - 640	5000
RS/5000/600/6S	Hot Rolled	540 - 600	5000
RS/5000/640/6S	Hot Rolled	580 - 640	5000
RS/5000/900/6S	Cold Drawn	880 - 910	5000

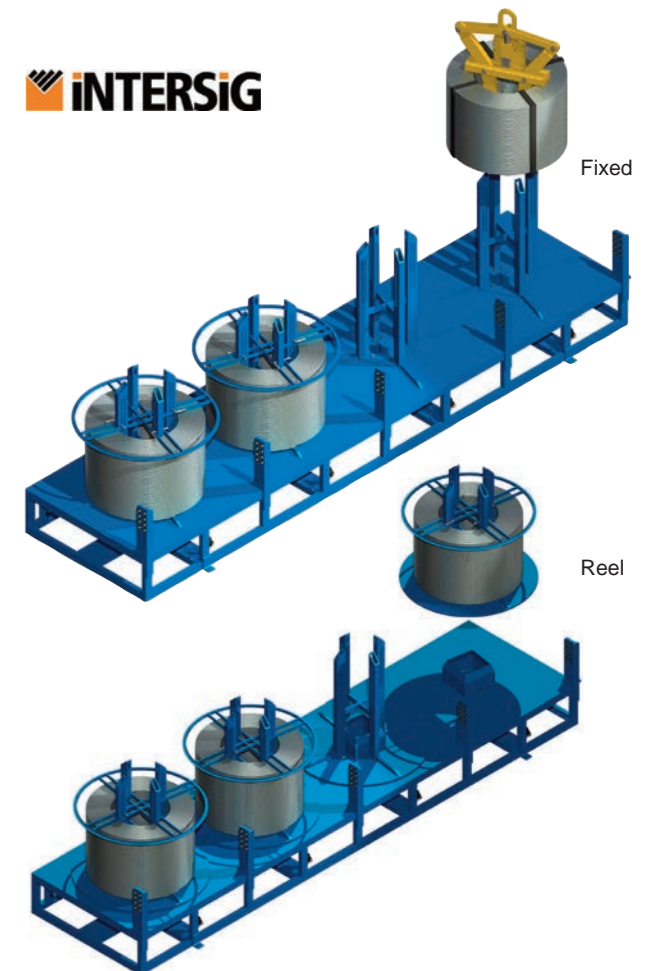
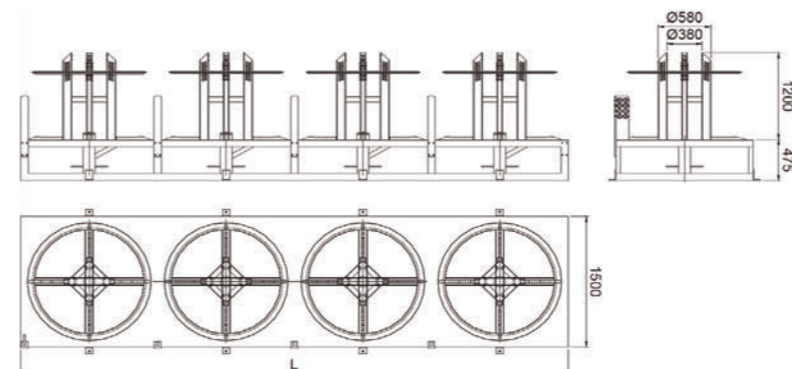


Clamp Jaws are used in conjunction with the Coil Clamp above.

Coil Pay off Systems

Product Code	Type	Coils (no)	Length (mm)
DS1PR	Fixed	1	1500
DS2PR	Fixed	2	3000
DS3PR	Fixed	3	4500
DS4PR	Fixed	4	6000
DS1PRO	Reel	1	1500
DS2PRO	Reel	2	3000
DS3PRO	Reel	3	4500
DS4PRO	Reel	4	6000

Pay Off Systems are designed to help with unwinding coils. They ensure the coil keeps its shape and minimise the risk of coil damage. The Reel System is preferred when there are several changes in coil diameter as they can be set up aside for later use. Both systems can be combined upon request, (e.g. 3 fixed cores and 1 reel).



Standard Mesh

Van Merksteijn provided all the UK standard mesh sizes.



Type	Main Reinforcement Centres & Bar Diameter (mm)	Cross Reinforcement Centres & Bar Diameter (mm)	Sheet Dimensions (mm)	Sheet Weight (kg)	Pack Size (no)	Pack Weight (kg)	Square Mtr per Tonne
Square Mesh							
A-142	200/6.0	200/6.0	4800 x 2400	25.57	46	1176.22	450.53
A193	200/7.0	200/7.0	4800 x 2400	34.78	34	1182.52	331.22
A-252	200/8.0	200/8.0	4800 x 2400	45.50	28	1274.00	253.19
A-393	200/10.0	200/10.0	4800 x 2400	71.10	18	1279.80	162.34
Structural Mesh							
B-283	100/6.0	200/7.0	4800 x 2400	42.97	30	1289.10	268.09
B-385	100/7.0	200/7.0	4800 x 2400	52.19	24	1252.56	220.73
B-503	100/8.0	200/8.0	4800 x 2400	68.31	18	1229.58	168.64
B-785	100/10.0	200/8.0	4800 x 2400	93.75	14	1312.50	122.88
B-1131	100/12.0	200/8.0	4800 x 2400	125.10	10	1251.00	91.74
Flying End Mesh							
A-142-FE	200/6.0	200/6.0	4800 x 2400	22.00	46	1012.00	514.75
A-193-FE	200/7.0	200/7.0	4800 x 2400	30.44	34	1034.96	378.45
A-252-FE	200/8.0	200/8.0	4800 x 2400	39.82	28	1114.96	289.30
A-393-FE	200/10.0	200/10.0	4800 x 2400	62.19	18	1119.42	185.24
Eco Mesh							
A-142-EC	200/6.0	200/6.0	4800 x 2400	23.98	46	1103.08	480.40
A-193-EC	200/7.0	200/7.0	4800 x 2400	32.62	34	1109.08	353.16
A-252-EC	200/8.0	200/8.0	4800 x 2400	42.66	28	1194.48	270.04
A-393-EC	200/10.0	200/10.0	4800 x 2400	66.64	18	1199.52	172.87
Merchant Mesh							
A-142-M	200/6.0	200/6.0	3600 x 2000	15.98	50	799.00	450.56
A-193-M	200/7.0	200/7.0	3600 x 2000	21.74	34	739.16	331.19
A-252-M	200/8.0	200/8.0	3600 x 2000	28.44	28	796.32	253.16
A-393-M	200/10.0	200/10.0	3600 x 2000	44.42	18	799.56	162.09

Special Mesh

Using the most advanced mesh machines in the industry, some of which are patented by Van Merksteijn International, we can deliver almost any solution to the highest standards available. Special mesh can be manufactured within days of drawings being approved.

Bundling Wire

Product Code	Gauge	Thickness	Coil Weight (kg)	Pallet Size (no)
BW08	8	3.2	25	40



Bundling Wire is used for tying heavy reinforcement.

TJEP RCA Rebar Cutter

Product Code	Re-bar Size (mm)	Dimensions (mm)	Weight (kg)
TJEPRC020A	10 - 20	438 x 133 x 83	3.5
TJEPRC030A	10 - 30	445 x 133 x 83	3.5



Powerful battery powered cutting machine for flush cutting of rebars. Cuts off the re-bars close to the concrete surface. Also suitable for cutting pipes and threaded rods without leaving burrs.

- Flush cutting
- Ideal for confined spaces
- Minimum sparks
- Fast and efficient
- Removable side handle



Scan the QR code for product demonstration.

Included with all tools:

- 2 Lithium-ion batteries
- 1 Charger
- 2 Blades
- 1 Sturdy plastic carry case

TJEP RC Rebar Cutter

Product Code	Re-bar Size (mm)	Dimensions (mm)	Weight (kg)
TJEPRC020	10 - 20	450 x 140 x 100	3.45



Powerful electric cutting machine for flush cutting of rebars. Cuts off the re-bars close to the concrete surface. Also suitable for cutting pipes and threaded rods without leaving burrs.

Included with all tools:

- 2 Blades
- 1 Sturdy plastic carry case

TJEP Rebar Cutter Blade

Product Code	Suitable for	Dia. (mm)	Thickness (mm)	Teethpitch
TJEPRCB20	RC20 & RC20A	110	1.6	24
TJEPRCB30	RC30A	127	1.6	24



For use with Tjep Rebar Cutters.

TJEP CP-40 Gas 3G Concrete Nailer

Product Code	Type	Dimensions (mm)	Weight (kg)
TJEP40	Gas Nailer	327 x 130 x 385	3.8



Gas powered nail gun designed to nail into concrete and drywall steel rails.



TJEP Nails

Product Code	Size (mm)	Finish	Pack Size (no)
TJEPN2.616	2.6 x 16	Hot Dip Galv	500
TJEPN2.625	2.6 x 25	Hot Dip Galv	500
TJEPN2.640	2.6 x 40	Hot Dip Galv	500

TJEP Fuel Cells

Product Code	Description	Pack Size (no)
TJEPFCO	Orange Ring	12
TJEPFCR	Red Ring	12



PRECAST SYSTEMS



Threaded Socket SYSTEM

By Euro Accessories Ltd



Threaded Socket System

The Threaded Socket System has been used successfully worldwide by companies to lift and fix precast concrete units of various weights and dimensions for over 30 years. Arguably the most commonly used system to date, offering several different types of sockets and lifting devices for all types of precast units.

Pin Anchor SYSTEM

By Euro Accessories Ltd



Pin Anchor System

The Pin Anchor System has been used successfully worldwide by companies to handle precast concrete units of various weights and dimensions for over 30 years. The Pin Anchor System has a "no fuss" engage and release mechanism on the Pin Anchor Lifting Ring Clutch, allowing precast concrete units to be handled economically and quickly, especially when repeated operations are required.

Spread Anchor SYSTEM

By Euro Accessories Ltd



Spread Anchor System

This widely adopted system offers numerous solutions for handling precast concrete on an industrial scale. The system provides key advantages for turning very narrow solid and insulated wall panels with further specialised options for vertical lifts involving thin and shallow panels. The system is available in capacities ranging from 0.7t to 22.0 tonnes with a fool-proof quick action clutch mechanism that prevents mismatching of load groups.



On Site TESTING

By Euro Accessories Ltd

Euro Accessories have several "self test" rigs available for use on site. This gives the customer peace of mind at all times. Please feel free to contact our technical department at technical@euroacc.co.uk or telephone +44 (0) 1270 90 20 20.

PRECAST SYSTEMS

With over thirty years of experience in the construction industry, Euro Accessories Ltd are the U.K. & Ireland's largest independent supplier of lifting & fixing systems for the precast concrete industry. In addition to a complimentary technical support and advice service, we provide comprehensive technical manuals on our Threaded Socket System, Pin Anchor System and Spread Anchor System, these are available as downloads from our website or as printed copies on request. All our lifting and fixing components are fully CE and UKCA certified in accordance to the Machine Directive 2006/42/EC. In order to maximise efficiencies and provide continuous improvements, we operate an independently accredited quality assurance program, in accordance with the requirements of ISO 9001:2015.





Threaded Socket SYSTEM

By Euro Accessories Ltd

Introduction

Euro Accessories Threaded Socket System utilises conventionally threaded components to provide lifting points and anchorage points in precast concrete elements. Lifting sockets are available in a wide range of safe working loads from 500kg to 12500kg. Fixing sockets are available in all common thread sizes ranging from M8 to M24 and capacities from 2.0kN to 30.0kN.

Euro Accessories Threaded Lifting Sockets are available in a wide range of product types enabling the precast manufacturer or contractor to lift and handle almost any concrete elements such as beams, slabs and wall panels. The sockets are suitable for demoulding, loading and turning units. All safety critical products within the range are routinely tested and are stamped with production batch numbers to readily identify raw material specifications and production dates. In accordance with the European Machine Directive and LOLER, our Threaded Socket Lifting System is affixed with both the UKCA and CE mark and is supported by the relevant EU and UK declaration of conformity. Both these documents are available on request or can be downloaded directly from our website.

Euro Accessories offers technical support with this product range and are happy to assist end users or designers in selecting the correct choice of Threaded Socket for their application. There is also a comprehensive technical manual available providing detailed information and guidance on the correct choice of socket and corresponding reinforcement requirements.

Should you require assistance or clarification on any points, please feel free to contact our technical department at technical@euroacc.co.uk or telephone +44 (0) 1270 90 20 20.

Advantages:

- Independently batch tested in the UK.
- Safe 360° lifting operations when using Swivel Lifting Eyes.
- Fully colour coded to ensure correct socket is used.
- Versatile.
- Fully UKCA and CE marked.



Threaded Socket System Technical Guide available online www.euroacc.co.uk



All Euro Accessories Sockets are batch tested in the UK.

THREADED SOCKET SYSTEMS


Threaded Lifting Devices	119
Cast-in Loops	120
Threaded Lifting Sockets	121 - 124
Threaded Fixing Sockets	125 - 126
Socket Accessories	127 - 130

Lifting Loops

Product Code	Thread Dia. (M)	Length (mm)	Safe Working Load (kg)
SLL12	12	155	500
SLL16	16	165	1200
SLL20	20	215	2000
SLL24	24	255	2500
SLL30	30	300	4000
SLL36	36	360	6300
SLL42	42	425	8000
SLL52	52	530	12500

All sizes are available in Rd thread. (Add RD to Product Code)



UK CA CE 

Reusable Lifting Loop for use with all types of lifting sockets.


Lifting Loops should be replaced when wire or thread becomes worn or damaged.

Combination Lifting Loops

Product Code	Thread Dia. (M)	Length (mm)	Safe Working Load (kg)
SCLL12	12	310	500
SCLL16	16	345	1200
SCLL20	20	410	2000
SCLL24	24	435	2500
SCLL30	30	490	4000
SCLL36	36	570	6300
SCLL42	42	650	8000
SCLL52	52	760	12500

All sizes are available in Rd thread. (Add RD to Product Code)



UK CA CE 

Combination Lifting Loops are suitable for pitching precast concrete units from one plain to another.


Combination Lifting Loops should be replaced when wire or thread becomes worn or damaged.

Swivel Lifting Eye

Product Code	Thread Dia. (M)	Colour	Length (mm)	Safe Working Load (kg)
SLE12	12	Red	118	500
SLE16	16	Dark Grey	130	1200
SLE20	20	Green	146	2000
SLE24	24	Blue	163	2500
SLE30	30	Light Grey	187	4000
SLE36	36	Orange	205	6300
SLE42	42	Yellow	226	8000
SLE52	52	Black	274	12500

All sizes are available in Rd thread. (Add RD to Product Code).



UK CA CE 

Swivel Lifting Eyes are used where it is necessary to have full rotation of the loop. This allows the safe tilting and turning of the unit.

Swivel Lifting Eyes should be replaced when thread becomes worn or damaged.

Swivel Lifting Eye - H.D

Product Code	Thread Dia. (M)	Colour	Length (mm)	Safe Working Load (kg)
SLEHD12	12	Red	124	1300
SLEHD16	16	Dark Grey	145	2500
SLEHD20	20	Green	169	4000
SLEHD24	24	Blue	198	5000
SLEHD30	30	Light Grey	230	7500
SLEHD36	36	Orange	264	10000
SLEHD42	42	Yellow	285	12500
SLEHD52	52	Black	307	15000

All sizes are available in Rd thread. (Add RD to Product Code).



UK CA CE 

Swivel Lifting Eyes HD are designed to maximise the increased load capacities offered by the Heavy Duty Lifting Socket range. They are also fully compatible with the standard Lifting Socket range.

Swivel Lifting Eyes should be replaced when thread becomes worn or damaged.

Cast-in Loops

Product Code	Length (mm)	Rope Dia. (mm)	Tag Colour	Safe Working Load (kg)
SCL00800	200	6	White	800
SCL01200	220	7	Red	1200
SCL01600	235	8	Purple	1600
SCL02000	255	9	Light Green	2000
SCL02500	280	10	Charcoal	2500
SCL04000	330	12	Dark Green	4000
SCL05200	385	14	Orange	5200
SCL06300	385	16	Blue	6300
SCL08000	430	18	Light Grey	8000
SCL10000	470	20	Pink	10000
SCL12500	510	22	Yellow	12500
SCL16000	560	26	Lilac	16000
SCL20000	610	28	Grey	20000
SCL25000	670	32	Brown	25000
SCL28000	680	36	Dark Orange	28000
SCL32000	770	36	Dark Orange	32000
SCL37000	950	40	Dark Orange	37000
SCL42000	1000	44	Dark Orange	42000
SCL47000	1100	44	Dark Orange	47000
SLC52000	1200	48	Dark Orange	52000
SCL57000	1350	48	Dark Orange	57000



Cast in Lifting Loops are one of the most economic lifting systems available to the precast concrete manufacturer. They are designed for lifting precast concrete units where the lifting points will be hidden from view once installed in its final position.

Angled Cast-in Loops

Product Code	Length (mm)	Rope Dia. (mm)	Height (mm)	Safe Working Load (kg)
SACL01600	330	8	150	1600
SACL02500	330	10	150	2500
SACL04000	380	12	230	4000
SACL05200	380	14	230	5200



Designed for fixing into the sides of precast concrete panels to facilitate lifting panels by their edges.

Always use with reinforcement.

Polypropylene Cast-in Loops

Product Code	Length (mm)	Rope Dia. (mm)	Safe Working Load (kg)
SPCL0150	200	6	150
SPCL0250	220	8	250
SPCL0360	235	10	360
SPCL0500	255	12	500
SPCL0875	280	14	875
SPCL1000	330	16	1000
SPCL1200	330	18	1200



For use in supporting walls, beams and bases. These loops are cast into the concrete with one third of its height projecting to connect directly with the crane hook.

Tubular Lifting Sockets

Product Code	Thread Dia. (Rd)	Length (mm)	Safe Working Load (kg)	Pack Size	Pallet Size
SLT1240	12	40	500	700	25200
SLT1654	16	54	1200	250	10200
SLT2069	20	69	2000	100	5000
SLT2478	24	78	2500	100	3500
SLT30105	30	105	4000	50	1200
SLT36125	36	125	6300	25	1000
SLT42145	42	145	8000	20	720
SLT52195	52	195	12500	8	336

Also available in stainless steel. (Add SS to Product Code)



UK
CA CE

Tubular Lifting Sockets are used to aid the transportation of precast concrete units. Designed for thinner units.


Always use with reinforcement.



Long Wavy Tailed Lifting Sockets

Product Code	Thread Dia. (Rd)	Length (mm)	Bar Dia. (mm)	Safe Working Load (kg)	Pack Size	Pallet Size
SLWL12137	12	137	8	500	250	9000
SLWL16216	16	216	12	1200	80	3200
SLWL20257	20	257	16	2000	40	1600
SLWL24360	24	360	16	2500	Each	1600
SLWL30450	30	450	20	4000	Each	780
SLWL36570	36	570	25	6300	Each	410
SLWL42620	42	620	28	8000	Each	300
SLWL52880	52	880	32	12500	Each	120

Also available in stainless steel. (Add SS to Product Code)



UK
CA CE

Long Wavy Tailed Lifting Sockets have an integral reinforcement tail attached, making them ideal for large thin precast panels.



Flat End Lifting Sockets

Product Code	Thread Dia. (M)	Length (mm)	Safe Working Load (kg)	Pack Size	Pallet Size
SLF1260	12	60	500	500	24000
SLF1680	16	80	1200	180	8640
SLF2090	20	90	2000	80	3840
SLF2095	20	95	2000	80	3840
SLF24100	24	100	2500	60	2880
SLF30135	30	135	4000	30	1440

Also available in stainless steel. (Add SS to Product Code)



UK
CA CE

Cost effective lifting insert to aid the transportation of precast concrete units.

Always use with reinforcement.



Short Wavy Tailed Lifting Sockets

Product Code	Thread Dia. (Rd)	Length (mm)	Bar Dia. (mm)	Safe Working Load (kg)	Pack Size	Pallet Size
SLWS12108	12	108	8	500	300	8400
SLWS16167	16	167	12	1200	100	4000
SLWS20187	20	187	16	2000	50	2000
SLWS24240	24	240	16	2500	Each	1375
SLWS30300	30	300	20	4000	Each	1000
SLWS36380	36	380	25	6300	Each	660
SLWS42450	42	450	28	8000	Each	400

Also available in stainless steel. (Add SS to Product Code)



UK
CA CE

Short Wavy Tailed Lifting Sockets have an integral reinforcement tail attached, making them ideal for shallow precast units with large surfaces.



Flat Plate Lifting Sockets

Product Code	Thread Dia. (Rd)	Length (mm)	Safe Working Load (kg)	Pack Size	Pallet Size
SLFPRD12	12	30	500	100	10200
SLFPRD16	16	35	1200	50	5750
SLFPRD20	20	47	2000	50	2000
SLFPRD24	24	54	2500	40	1600
SLFPRD30	30	72	4000	20	800
SLFPRD36	36	84	6300	10	400
SLFPRD42	42	98	8000	8	320
SLFPRD52	52	117	12500	6	192

Also available in stainless steel. (Add SS to Product Code)



UK
CA CE

Designed to aid transportation of shallow precast concrete units.

Always use with reinforcement.



Straight Tailed Lifting Sockets

Product Code	Thread Dia. (Rd)	Length (mm)	Bar Dia. (mm)	Safe Working Load (kg)	Pack Size	Pallet Size
SLST12340	12	340	8	500	200	9000
SLST16500	16	500	12	1200	100	2500
SLST20600	20	600	14	2000	50	1600
SLST24720	24	720	16	2500	Each	360
SLST30840	30	840	20	4000	Each	500
SLST36980	36	980	25	6300	Each	200

Also available in stainless steel. (Add SS to Product Code)



UK
CA CE

Designed for lifting very thin precast panels, the long ribbed anchorage reinforcement distributes loads evenly along its length, eliminating concentrated loads within the concrete during lifting.



Short End Sockets

Product Code	Thread Dia. (Rd)	Length (mm)	Safe Working Load (kg)	Pack Size	Pallet Size
SLS1260	12	60	500	300	15000
SLS1680	16	80	1200	150	7500
SLS20100	20	100	2000	80	4000
SLS24115	24	115	2500	60	3000
SLS30150	30	150	4000	25	1250



UK CA CE

Short End Sockets are ideally suited for lifting shallow slab units.



Combi Lifting Socket

Product Code	Thread Dia. (Rd)	Length (mm)	Safe Working Load (kg)	Pack Size	Pallet Size
SLC12060	12	60	500	250	8000
SLC16080	16	80	1200	150	6000
SLC20100	20	100	2000	80	4000
SLC24115	24	115	2500	60	2820
SLC30150	30	150	4000	25	800
SLC36450	36	450	6300	1	300
SLC42500	42	500	8000	1	200
SLC52550	52	550	12500	1	100

Also available in stainless steel. (Add SS to Product Code)



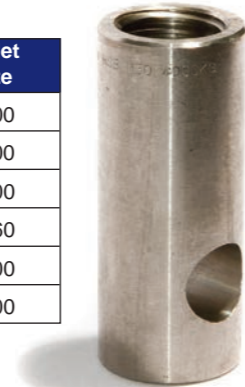
CE

This socket combines the familiar aspects of threaded lifting socket with headed anchor performance and material efficiencies.

Solid Rod Lifting Sockets

Product Code	Thread Dia. (M)	Length (mm)	Safe Working Load (kg)	Pack Size	Pallet Size
SLSR1275	12	75	500	130	6000
SLSR1675	16	75	1200	100	3000
SLSR16100	16	100	1200	80	2400
SLSR2075	20	75	2000	70	2660
SLSR20100	20	100	2000	50	2400
SLSR24100	24	100	2500	30	1500

Also available in stainless steel. (Add SS to Product Code)



UK CA CE

Solid Rod Lifting Sockets are used to aid the transportation of precast concrete units. Designed for thin concrete units.

Always use with reinforcement.



Heavy Duty Anchor Lifting Sockets

Product Code	Thread Dia. (M)	Length (mm)	Safe Working Load (kg)	Pack Size	Pallet Size
SLHDA12070	12	70	1300	100	6000
SLHDA12130	12	130	1300	100	6000
SLHDA16090	16	90	2500	50	3000
SLHDA16140	16	140	2500	40	2400
SLHDA16200	16	200	2500	40	2400
SLHDA20125	20	125	4000	30	1800
SLHDA20258	20	258	4000	20	1200
SLHDA24140	24	140	5000	20	1200
SLHDA24325	24	325	5000	20	600
SLHDA30185	30	185	7500	15	720
SLHDA30400	30	400	7500	10	450
SLHDA36475	36	475	10000	5	250
SLHDA42550	42	550	12500	5	125
SLHDA52575	52	575	15000	5	100

Also available in stainless steel. (Add SS to Product Code)



CE

A system utilising conventional metric thread to provide a wider range of lifting capacities per thread size. Ideal for production facilities wishing to rationalise stock items and reduce the range of lifting shackles required.

Bolt Anchor Lifting Sockets

Product Code	Thread Dia. (M)	Length (mm)	Safe Working Load (kg)	Pack Size	Pallet Size
SLBA1290	12	90	500	200	7200
SLBA12150	12	150	500	50	3000
SLBA16140	16	140	1200	50	3000
SLBA16220	16	220	1200	30	1800
SLBA20180	20	180	2000	20	1680
SLBA20270	20	270	2000	15	1080
SLBA24200	24	200	2500	15	900
SLBA24320	24	320	2500	10	600
SLBA30240	30	240	4000	8	480
SLBA30380	30	380	4000	5	350
SLBA36300	36	300	6300	5	300
SLBA36420	36	420	6300	5	250
SLBA42300	42	300	8000	2	200
SLBA42460	42	460	8000	2	140

Also available in stainless steel. (Add SS to Product Code)



UK CA CE

A non-preloaded bolting assembly for providing connections between structural steel stanchion bases and concrete foundations. These bolts are manufactured in accordance with BS 7419-2012 and are provided CE marked according to the requirements of BS EN 1504-1. They are provided in either grade 4.6 or 8.8 steel grades.

Technical Support

Technical Support is an essential part of the Euro Accessories service. We take great pride in offering full in-house technical support and continuous analysis on all the products within our range. This means you can get an answer quickly when you need it and be confident our products meet all of their fundamental requirements.

Technical Literature available upon request or for download from euroacc.co.uk



Keep up to date



Scan the QR code to visit www.euroacc.co.uk, to see the latest Threaded Socket System updates, and to download our technical manual.

Flat End Fixing Sockets

Product Code	Thread Dia. (M)	Length (mm)	Load (kN)	Pack Size	Pallet Size
SFF0850	8	50	2.0	1000	48000
SFF1050	10	50	3.5	800	38400
SFF1260	12	60	5.0	500	24000
SFF1270	12	70	5.0	300	14400
SFF1680	16	80	7.0	180	8640
SFF16100	16	100	8.0	120	5760
SFF16120	16	120	12.0	100	4800
SFF20100	20	100	12.5	80	4800
SFF20120	20	120	14.0	70	3360
SFF24120	24	120	18.0	50	2400

Also available in stainless steel. (Add SS to Product Code)




Robust fixing insert with a cross-drilled hole to allow fixing to the reinforcement bar.

Solid Rod Fixing Sockets with Crossbar

Product Code	Thread Dia. (M)	Length (mm)	Load (kN)	Pack Size	Pallet Size
SSRCP1060	10	60	4.0	250	12000
SSRCP1250	12	50	5.6	150	7200
SSRCP1275	12	75	5.6	120	4320
SSRCP1675	16	75	11.0	100	3600
SSRCP16100	16	100	11.0	80	2880
SSRCP2075	20	75	17.0	70	2520
SSRCP20100	20	100	17.0	50	1800
SSRCP24100	24	100	24.0	30	1080

Also available in stainless steel. (Add SS to Product Code)



Machined from solid rod and offering a heavy wall construction, this socket offers higher fixing capacities than its equivalent thread diameter standard fixing socket.

Fixing Sockets with Cross Pin

Product Code	Thread Dia. (M)	Length (mm)	Load (kN)	Pack Size	Pallet Size
SFCP08050	8	50	2.0	500	24000
SFCP10060	10	60	3.5	500	16800
SFCP12060	12	60	5.0	230	11040
SFCP16080	16	80	7.0	120	5760
SFCP16100	16	100	8.0	80	3840
SFCP20100	20	100	12.5	40	1920
SFCP24120	24	120	18.0	30	1200

Also available in stainless steel. (Add SS to Product Code)



Fixing insert with integral pin, can be used independent of reinforcement bar.

Solid Rod Fixing Sockets

Product Code	Thread Dia. (M)	Length (mm)	Load (kN)	Pack Size	Pallet Size
SFSR1060	10	60	4.0	250	14000
SFSR1275	12	75	5.6	130	6000
SFSR1675	16	75	11.0	100	3000
SFSR16100	16	100	11.0	80	2400
SFSR2075	20	75	17.0	70	2660
SFSR20100	20	100	17.0	50	2400
SFSR24100	24	100	24.0	30	1500

Also available in stainless steel. (Add SS to Product Code)



Machined from solid rod and offering a heavy wall construction, this socket offers higher fixing capacities than its equivalent thread diameter standard fixing socket.

Always use with reinforcement.

Angled Fixing Sockets

Product Code	Thread Dia. (M)	Length (mm)	Load (kN)	Pack Size	Pallet Size
SFA08050	8	50	1.8	600	28800
SFA10035	10	35	2.4	600	28800
SFA12045	12	45	4.0	300	14400
SFA1260	12	60	5.0	200	10000
SFA12070	12	70	8.0	200	9600
SFA16060	16	60	9.5	150	7200
SFA16100	16	100	13.0	100	4800
SFA20070	20	70	12.0	100	4800
SFA20100	20	100	16.0	60	2880
SFA24080	24	80	16.0	50	2400



Designed to remove the need for additional reinforcement where reduced loads are applied.

Bolt Anchor Fixing Sockets

Product Code	Thread Dia. (M)	Length (mm)	Load (kN)	Pack Size	Pallet Size
SFBA12055	12	55	9.0	200	7000
SFBA12150	12	150	18.0	100	7000
SFBA16075	16	75	13.0	100	7000
SFBA16220	16	220	27.0	50	3000
SFBA20090	20	90	18.0	50	3000
SFBA20270	20	270	42.0	20	1680
SFBA24200	24	200	58.0	20	1680
SFBA30240	30	240	76.0	10	600

Also available in stainless steel. (Add SS to Product Code)



A heavy duty fixing socket with an inverted 8.8 self-colour bolt for anchorage, matched to an S355J0 metric threaded structural steel connection.

Bolt Anchor with Plate

Product Code	Thread Dia. (M)	Length (mm)	Plate Size (mm)	Load (kN)	Pack Size	Pallet Size
SFBA1255	12	55	40 x 40	8.0	100	6000
SFBA1675	16	75	50 x 50	14.0	50	2400
SFBA2090	20	90	60 x 60	17.0	30	1800
SFBA24110	24	110	80 x 80	20.0	10	600
SFBA30140	30	140	100 x 100	30.0	10	360


Also available in stainless steel. (Add SS to Product Code)



The fixing and positioning Bolt Anchor are manufactured from a threaded socket, locked on to a standard thread and anchor plate.

Prop Socket

Product Code	Thread (M)	Length (mm)	Plate Dia (mm)	Plat Thickness (mm)	Load (kN)	Pack Size
SFP1643	16	43	70	5	17	250
SFP1645	16	45	50	3	20	250



A low profile metric threaded fixing socket ideal for connecting temporary supports to wall panels. These sockets can be used with or without additional anchorage reinforcement. Minimum concrete strength 25N/mm².

Nailing Plate - Small

Product Code	Thread Dia. (M)	Colour	Width (mm)	Depth (mm)	Pack Size
SNPS12	12	Red	40	10	500
SNPS16	16	Dark Grey	40	10	500



Designed to hold Lifting and Fixing Sockets to the formwork whilst leaving a recess for the Lifting Loop, this nailing plate offers a smaller diameter than the standard version.

Nailing Plate - Standard

Product Code	Thread Dia. (M)	Colour	Width (mm)	Depth (mm)	Pack Size
SNP10	10	Red	55	10	400
SNP12	12	Red	55	10	400
SNP16	16	Dark Grey	55	10	300
SNP20	20	Green	55	10	300
SNP24	24	Blue	55	10	300
SNP30	30	Light Grey	70	10	150
SNP36	36	Orange	70	10	150



Designed to hold Lifting and Fixing Sockets to the formwork whilst leaving a recess for the Lifting Loop.

Nailing Plate - Large

Product Code	Thread Dia. (M)	Colour	Width (mm)	Depth (mm)	Pack Size
SNPL12	12	Red	60	10	300
SNPL16	16	Dark Grey	60	10	300
SNPL20	20	Green	60	10	300
SNPL24	24	Blue	80	10	300
SNPL30	30	Light Grey	80	10	300
SNPL36	36	Orange	110	10	150
SNPL42	42	Yellow	110	10	150
SNPL52	52	Black	110	10	150



Designed to hold Lifting and Fixing Sockets to the formwork whilst leaving a recess large enough to use with Swivel Lifting Eyes.

Nailing Plate - Thin

Product Code	Thread Dia. (M)	Colour	Width (mm)	Depth (mm)	Pack Size
SNPT10	10	Red	50	2	100
SNPT12	12	Red	50	2	100
SNPT16	16	Dark Grey	50	2	100
SNPT20	20	Green	50	2	100
SNPT24	24	Blue	50	2	100




Used in the same way as Standard Nailing Plates but has a thinner base.

Magnetic Nailing Plate - Button Magnet

Product Code	Thread Dia. (M)	Width (mm)	Thickness (mm)
SMH12	12	60	10
SMH16	16	60	10
SMH20	20	60	10
SMH24	24	80	10
SMH30	30	80	10
SMH36	36	110	10
SMH42	42	110	10
SMH52	52	110	10

Larger width available on request.



Durable magnetic system designed to fix cast-in sockets to steel formwork.

Magnetic Nailing Plate - Disc Magnet

Product Code	Thread Dia. (M)	Width (mm)	Thickness (mm)
SMHD12	12	60	10
SMHD16	16	60	10
SMHD20	20	60	10
SMHD24	24	80	10
SMHD30	30	80	10



Durable magnetic system designed with a larger magnetic surface area.

Nailing Plate Plug

Product Code	Width (mm)	Compatibility	Thread Dia. (mm)	Pack Size
SNPP40	40	Small Nailing Plate	M12 / M16	100
SNPP55	55	Standard Nailing Plate	M10 / M12 / M16 / M20 / M24	100
SNPP70	70	Large Nailing Plate	M30 / M36	100



A secure flush fitting plastic sealing cap to neatly fill the socket recess left by the plastic nailing plate or magnetic holding plate.

Reducer Fixing Screw

Product Code	Insert dia.(M) / Bolt Dia. (mm)	Pack Size
SRFS12	12/6	250
SRFS1606	16/6	250
SRFS16	16/8	250
SRFS2006	20/6	250
SRFS20	20/8	250
SRFS24	24/10	250
SRFS30	30/10	250
SRFS36	36/10	250
SRFS42	42/10	250



Allows the socket to be fixed to the mould by using a smaller bolt than the insert size, reducing the size of the holes necessary in the formwork.

Sealing Caps - Threaded

Product Code	Socket Size (M)	Pack Size
SSC12	12	500
SSC16	16	500
SSC20	20	200
SSC24	24	200
SSC30	30	100
SSC36	36	100



Threaded for easy removal. Used to prevent any foreign particles from entering a socket. Fits inside Lifting and Fixing Sockets. Also available in grey.

Snap Off Fixing Plugs

Product Code	Thread Dia. (M)	Pack Size
SFP06	6	1000
SFP08	8	1000
SFP10	10	1000
SFP12	12	1000
SFP16	16	1000
SFP20	20	1000



For use where fixing to the external mould is not possible. Screws onto the socket and then can easily be fixed in a pre-drilled hole in the internal mould.

Sealing Caps - Internal

Product Code	Socket Size (M)	Pack Size
SLC10	10	1000
SLC12	12	1000
SLC16	16	1000
SLC20	20	1000
SLC24	24	1000
SLC30	30	1000
SLC36	36	1000
SLC42	42	1000
SLC52	52	1000



Used to prevent any foreign particles from entering a socket. Fits inside Lifting and Fixing Sockets.

Wall Panel Bracket

Product Code	Length (mm)	Width (mm)	Thickness (mm)	Bolt Dia. (mm)	Pallet Size
WPB0812	160	70	8	12	1600
WPB0816	160	70	8	16	1600
WPB1012	160	70	10	12	1200
WPB1016	160	70	10	16	1200



Galvanised wall panel bracket for connecting pre-stressed wall panels to steel framework.

Sealing Caps - External

Product Code	Socket Size (M)	Colour	Pack Size
SLCE12	12	Red	500
SLCE16	16	Dark Grey	500
SLCE20	20	Green	500
SLCE24	24	Blue	500
SLCE30	30	Light Grey	500
SLCE36	36	Orange	500
SLCE42	42	Yellow	500



Used to prevent any foreign particles from entering a socket. Fits outside the socket.

Wall Panel Bracket - Heavy Duty

Product Code	Length (mm)	Width (mm)	Thickness (mm)	Bolt Dia. (mm)	Pallet Size
WPBHD1016	150	70	10	16	750
WPBHD1020	150	70	10	20	750



The heavy duty wall panel bracket is manufactured with a 20mm solid section for fixing panels to thicker steel stanchions.

Data Clip

Product Code	Socket Size (M)	Colour	Pack Size
SLDC12	12	Red	1000
SLDC16	16	Dark Grey	1000
SLDC20	20	Green	1000
SLDC24	24	Blue	1000
SLDC30	30	Light Grey	1000
SLDC36	36	Orange	1000
SLDC42	42	Yellow	1000
SLDC52	52	Black	1000



Provides a cost effective method of ensuring lateral reinforcement is fixed correctly to the lifting socket. In addition the data clip provides a clear indication of the socket thread diameter and safe working load.

Hex Set Screw

Product Code	Thread (M)	Length (mm)	Grade	Finish	Pack Size
HSS1230	12	30	8.8	BZP	100
HSS1240	12	40	8.8	BZP	100
HSS1635	16	35	8.8	BZP	50
HSS1640	16	40	8.8	BZP	50
HSS2050	20	50	8.8	BZP	25



Fully threaded Hex Set Screw for securing fixing plates to sockets.

Form A Washer

Product Code	To Suit Thread Dia. (mm)	Finish	Pack Size
TBW12	12	BZP	1000
TBW16	16	BZP	1000
TBW20	20	BZP	500
TBW24	24	BZP	500
TBW30	30	BZP	250



Washer to suit the Hex Set Screw.



Spread Anchor SYSTEM

By Euro Accessories Ltd

Introduction

Euro Accessories Spread Anchor Lifting System provides a safe and trusted method of lifting precast concrete products. The system is offered in several load groups, with anchor capacities ranging from 0.7 tonnes to 26.0 tonnes. Each size range is manufactured in such a way as to ensure only items specific to a particular load group can be used together, thus ensuring that components from different load groups cannot be inadvertently used together.

The Spread Anchors are available in various load ratings, lengths and styles to ensure a Spread Anchor can be selected with performance characteristics specific to the lift being considered. The system is suitable for all aspects of precast concrete production and is ideally suited for demoulding, lifting, loading and turning procedures.

All safety critical products within the range are routinely tested and are stamped with production batch numbers to readily identify raw material specifications and production dates. In accordance with the European Machine Directive and LOLER, our Spread Anchor System is affixed with both the UKCA and CE mark and is supported by the relevant EU and UK declaration of conformity. Both these documents are available on request or can be downloaded directly from our website.

Euro Accessories offers technical support with this product and are happy to assist end users or designers in selecting the correct choice of Spread Anchor for their application. There is also a comprehensive technical manual available providing detailed information and guidance on the correct choice of anchor. Should you require assistance or clarification on any points, please feel free to contact our technical department at technical@euroacc.co.uk or telephone +44 (0) 1270 90 20 20.

Advantages:

- Independently batch tested in the UK.
- Safe and fast connection Ring Clutches.
- Large load range from 0.7 tonne up to 26.0 tonne.
- Fully UKCA and CE marked.
- Ideal solutions for tilting concrete units.



Spread Anchor Systems Technical Guide available online www.euroacc.co.uk

All Euro Accessories Spread Anchors are batch tested in the UK.

SPREAD ANCHOR SYSTEMS

Spread Anchors	133 - 136
Spread Anchor Lifting Devices	137
Spread Anchor Accessories	138

Spread Anchors (0.7 - 22 tonne)

Product Code	Safe Working Load (kg)	Length (mm)	Width (mm)	Thickness (mm)	Pack Size	Pallet Size
LAS007110	700	110	30	5	150	6000
LAS014110	1400	110	30	6	150	6000
LAS014160	1400	160	30	6	75	3000
LAS025120	2500	120	30	10	50	2500
LAS025150	2500	150	30	10	50	2500
LAS025200	2500	200	30	10	40	1500
LAS025250	2500	250	30	10	30	1200
LAS050180	5000	180	40	15	30	1020
LAS050240	5000	240	40	15	20	800
LAS050400	5000	400	40	15	10	400
LAS075260	7500	260	60	16	Each	500
LAS075300	7500	300	60	16	Each	400
LAS075420	7500	420	60	16	Each	300
LAS100300	10000	300	60	20	Each	200
LAS100370	10000	370	60	20	Each	200
LAS100520	10000	520	60	20	Each	150
LAS140370	14000	370	80	20	Each	200
LAS140460	14000	460	80	20	Each	150
LAS220500	22000	500	80	25	Each	100
LAS220620	22000	620	80	25	Each	80

Also available in galvanised. (Add G to Product Code)

UK CA CE
The standard Spread Anchor is available in a range of lengths and capacities, providing a suitable choice of anchor when lifting either slabs or wall panels.



One Side Erection Anchors (1.4 - 10 tonne)

Product Code	Safe Working Load (kg)	Length (mm)	Width (mm)	Thickness (mm)	Pack Size	Pallet Size
LASSE014200	1400	200	40	6	40	1600
LASSE025150	2500	150	40	10	30	1200
LASSE025230	2500	230	40	10	25	1000
LASSE050290	5000	290	55	15	Each	400
LASSE075320	7500	320	80	15	Each	200
LASSE100390	10000	390	80	20	Each	150



UK CA CE
Used for turning precast panels in one direction.



Erection Anchors (1.4 - 10 tonne)

Product Code	Safe Working Load (kg)	Length (mm)	Width (mm)	Thickness (mm)	Pack Size	Pallet Size
LASE014200	1400	200	55	6	40	1600
LASE025230	2500	230	55	10	30	1000
LASE050290	5000	290	70	15	Each	400
LASE075320	7500	320	95	15	Each	200
LASE100390	10000	390	95	20	Each	150



UK CA CE
Used for erecting and turning precast units in both directions.



Sandwich Panel Anchor (2.5 - 10 tonne)

Product Code	Safe Working Load (kg)	Length (mm)	Width (mm)	Thickness (mm)	Pack Size	Pallet Size
LASSP025250	2500	250	40	10	25	1000
LASSP050300	5000	300	60	16	10	500
LASSP075350	7500	350	80	16	8	304
LASSP100350	10000	350	80	20	6	204



UK CA CE
Used for lifting and tilting insulated precast concrete elements.

Always use with reinforcement.




Universal Spread Anchor

Product Code	Safe Working Load (kg)	Length (mm)	Width (mm)	Thickness (mm)	Pack Size	Pallet Size
LASU0125120	1250	120	30	6	100	4000



UK CA CE

For use in very thin precast concrete units which need to be turned during erection.



Flat Foot Spread Anchors (0.7 - 5.0 tonne)

Product Code	Safe Working Load (kg)	Length (mm)	Width (mm)	Thickness (mm)	Pack Size	Pallet Size
LASF007065	700	65	30	5	200	5000
LASF014065	1400	65	30	6	150	4500
LASF025075	2500	75	30	10	50	3000
LASF050125	5000	125	40	15	25	1000



UK CA CE

For use on very shallow precast concrete units.

Always use with reinforcement.



Transport Anchors (1.4 - 22 tonne)


Product Code	Safe Working Load (kg)	Length (mm)	Width (mm)	Thickness (mm)	Pack Size	Pallet Size
LAST014090	1400	90	30	6	150	6000
LAST025090	2500	90	30	10	100	5000
LAST050120	5000	120	40	15	50	2000
LAST075160	7500	160	60	16	10	800
LAST100170	10000	170	60	20	10	600
LAST220300	22000	300	80	26	2	100



UK CA CE

The Transport Anchor is used in thin concrete panel units, it must be anchored by additional reinforcement through the lower hole.

Always use with reinforcement.



Edge Lift Anchor (2.5 - 7.0 tonne)

Product Code	Safe Working Load (kg)	Length (mm)	Width (mm)	Thickness (mm)	Pack Size
LAE025	2500	98	89	10	100
LAE070	7000	110	110	15	50

The Edge Lift Anchor is a galvanized forged steel component for casting into the narrow edge of precast units. The system is specifically designed to carry shear loads whilst tilting units that have been cast horizontally into an upright position.

Always use with reinforcement.



Plate Spread Anchors (1.4 - 10 tonne)


Product Code	Safe Working Load (kg)	Length (mm)	Width (mm)	Thickness (mm)	Plate Size (mm)	Plate Thickness (mm)	Pack Size	Pallet Size
LASPA014055	1400	55	30	6	80 x 80	8	75	1500
LASPA025080	2500	80	30	10	80 x 80	8	50	1400
LASPA050120	5000	120	40	15	100 x 100	10	25	800
LASPA100160	10000	160	60	20	140 x 140	10	6	300



UK CA CE

For use with shallow concrete panels.

Always use with reinforcement.



Sandwich Panel Tilt Up Anchor

Product Code	Capacity Tension (kg)	Capacity Shear (kg)	Range (t)	Depth (mm)	Width (mm)	Thickness (mm)	Pack Size
LASPTU050	3600	2000	5.0	80	150	15	25
LASPTU100	7000	2350	10.0	120	150	20	25

These anchors are designed for lifting and tilting insulated sandwich panels and twin wall systems. They prevent damage to the edge of the precast units whilst turning and with the addition of the required anchorage reinforcement dissipate forces imposed by the lifting process over a large area, making them ideal for use in panels with thin sections.

Always use with reinforcement.




Ring Clutch

Product Code	Load Group (kg)	Length (mm)	Description
LASRC025	700 - 2500	259	2.5 tonne Ring Clutch
LASRC050	3000 - 5000	325	5.0 tonne Ring Clutch
LASRC100	5300 - 10000	431	10.0 tonne Ring Clutch
LASRC260	12500 - 26000	620	26.0 tonne Ring Clutch



Standard lifting clutch for all anchors in the spread anchor system.



Combination Ring Clutch

Product Code	Load Group (kg)	Description
LASCRC013	700 - 1300	1.3 tonne Ring Clutch
LASCRC025	1400 - 2500	2.5 tonne Ring Clutch
LASCRC050	3000 - 5000	5.0 tonne Ring Clutch
LASCRC100	5300 - 10000	10.0 tonne Ring Clutch
LASCRC260	12500 - 26000	26.0 tonne Ring Clutch




Lifting clutch with wire rope facilitating a more flexible lift.



Rubber Formers

Product Code	Load Group (kg)	Width (mm)	Length (mm)	Height (mm)
LASRF013	700 - 1300	30	63	35
LASRF025	1400 - 2500	43	104	45
LASRF050	3000 - 5000	49	126	59
LASRF100	5300 - 10000	67	188	85
LASRF260	12500 - 26000	112	233	121



Designed to hold the anchor in position and leave a recess for the clutch.

Magnetic Formers


Product Code	Load Group (kg)	Width (mm)	Length (mm)	Height (mm)
LASRFM025	700 - 2500	43	104	45
LASRFM050	3000 - 5000	49	126	59
LASRFM100	7500 - 10000	67	188	85



For use on steel moulds.

Holding Plate


Product Code	Load Group (Kg)	Length (mm)	Width (mm)	Thickness (mm)	Pin Width (mm)
LASHP013	700 - 1300	70	15	4	10
LASHP025	1400 - 2500	73	15	4	10
LASHP050	3000 - 5000	85	30	4	10
LASHP100	5300 - 10000	128	40	6	12
LASHP260	12500 - 26000	178	65	8	12



Holds the Rubber Former in position on the mould.

Holding Plate - Magnetic

Product Code	Load Group (kg)	Length (mm)	Width (mm)	Thickness (mm)
LASHPM025	2500	144	62	12
LASHPM050	5000	144	62	12
LASHPM100	10000	210	98	16



Holds the Rubber Former in position on steel beds.

Holding Screw

Product Code	Load Group (kg)	Length (mm)	Width (mm)
LASHS025	700 - 2500	73	15
LASHS050	3000 - 5000	85	30
LASHS100	5300 - 10000	128	40
LASHS260	12500 - 26000	178	65



Screws the Rubber Former onto the mould.

Technical Support

Technical Support is an essential part of the Euro Accessories service. We take great pride in offering full in-house technical support and continuous analysis on all the products within our range. This means you can get an answer quickly when you need it and be confident our products meet all of their fundamental requirements.

Technical Literature available upon request or for download from euroacc.co.uk



Keep up to date



Scan the QR code to visit www.euroacc.co.uk, to see the latest Spread Anchor System updates, and to download our technical manual.



Pin Anchor SYSTEM

By Euro Accessories Ltd

Introduction

Euro Accessories Pin Anchor Lifting System provides a safe and trusted method of lifting precast concrete products. The system is offered in several load groups ranging from 1.3 tonnes to 45.0 tonnes. Each size range is manufactured in such a way as to ensure only items specific to a particular load group can be used together, thus ensuring that components from different load groups cannot be inadvertently interchanged.

The Pin Anchors are available in various load ratings and lengths to ensure an anchor can be selected with performance characteristics specific to the lift being considered. The system is suitable for all aspects of precast concrete production and is ideally suited for demoulding, lifting, loading and turning procedures.

All safety critical products within the range are routinely tested and are stamped with production batch numbers to readily identify raw material specifications and production dates. In accordance with the European Machine directive and LOLER, our Pin Anchor System is affixed with both the UKCA and CE mark and is supported by the relevant EU and UK declaration of conformity. Both these documents are available on request or can be downloaded directly from our website.

Euro Accessories offers Technical Support with this product and is happy to assist end users or designers in selecting the correct choice of Pin Anchor for their application. There is also a comprehensive Technical Manual available providing detailed information and guidance on the correct choice of anchor.

Should you require assistance or clarification on any points, please feel free to contact our technical department at technical@euroacc.co.uk or telephone +44 (0) 1270 90 20 20.

Advantages:

- Independently batch tested in the UK.
- Safe and fast connection Ring Clutches.
- Large load range from 1.3 tonne up to 45.0 tonne.
- Fully UKCA and CE marked.
- Ideal solution for lifting and transporting any shape of concrete unit.




Pin Anchor Systems Technical Guide available online www.euroacc.co.uk



All Euro Accessories Spread Anchors are batch tested in the UK.

PIN ANCHOR SYSTEMS

Anchor Pins 141 - 144
Anchor Pin Lifting Devices 145
Anchor Pin Accessories 146 - 148
Easy Lift Utility Anchor 148



Anchor Pins (1.3 to 5.0 tonne)

Load Group (tonnes)	Product Code (Self Colour)	Product Code (Galvanised)	Product Code (Stainless Steel)	Safe Working Load (kg)	Length L (mm)	Pack Size	Pallet Size
1.3 tonnes	LAP013035	LAP013035G	LAP013035SS	1300	35	400	16000
	LAP013040	LAP013040G	LAP013040SS	1300	40	300	12000
	LAP013050	LAP013050G	LAP013050SS	1300	50	300	12000
	LAP013055	LAP013055G	LAP013055SS	1300	55	300	12000
	LAP013065	LAP013065G	LAP013065SS	1300	65	250	10000
	LAP013085*	LAP013085G	LAP013085SS	1300	85	250	10000
	LAP013120*	LAP013120G	LAP013120SS	1300	120	200	8000
2.5 tonnes	LAP025045	LAP025045G	LAP025045SS	2500	45	175	7000
	LAP025055	LAP025055G	LAP025055SS	2500	55	150	6000
	LAP025065	LAP025065G	LAP025065SS	2500	65	150	5250
	LAP025070	LAP025070G	LAP025070SS	2500	70	125	5000
	LAP025085*	LAP025085G	LAP025085SS	2500	85	100	4000
	LAP025100*	LAP025100G	LAP025100SS	2500	100	100	4000
	LAP025120*	LAP025120G	LAP025120SS	2500	120	100	4000
	LAP025140*	LAP025140G	LAP025140SS	2500	140	75	3000
	LAP025170*	LAP025170G	LAP025170SS	2500	170	75	3000
	LAP025240*	LAP025240G	LAP025240SS	2500	240	50	2000
	LAP025280*	LAP025280G	LAP025280SS	2500	280	50	2000
	LAP050065	LAP050065G	LAP050065SS	5000	65	60	2400
LAP050075	LAP050075G	LAP050075SS	5000	75	50	2000	
LAP050080*	LAP050080G	LAP050080SS	5000	80	50	2000	
LAP050085*	LAP050085G	LAP050085SS	5000	85	50	2000	
LAP050095*	LAP050095G	LAP050095SS	5000	95	50	2000	
LAP050100	LAP050100G	LAP050100SS	5000	100	45	1800	
LAP050110	LAP050110G	LAP050110SS	5000	110	45	1800	
LAP050120*	LAP050120G	LAP050120SS	5000	120	45	1800	
LAP050140	LAP050140G	LAP050140SS	5000	140	40	1600	
LAP050150	LAP050150G	LAP050150SS	5000	150	30	1200	
LAP050160	LAP050160G	LAP050160SS	5000	160	30	1350	
LAP050170*	LAP050170G	LAP050170SS	5000	170	30	1350	
LAP050180*	LAP050180G	LAP050180SS	5000	180	30	1350	
LAP050210	LAP050210G	LAP050210SS	5000	210	30	1200	
LAP050240*	LAP050240G	LAP050240SS	5000	240	25	1000	
LAP050340*	LAP050340G	LAP050340SS	5000	340	20	800	
LAP050480*	LAP050480G	LAP050480SS	5000	480	10	600	

Anchor Pins (7.5 to 45.0 tonne)

Load Group (tonnes)	Product Code (Self Colour)	Product Code (Galvanised)	Product Code (Stainless Steel)	Safe Working Load (kg)	Length L (mm)	Pack Size	Pallet Size
7.5 tonnes	LAP075085	LAP075085G*	LAP075085SS	7500	85	30	1200
	LAP075095	LAP075095G*	LAP075095SS	7500	95	30	1200
	LAP075100	LAP075100G*	LAP075100SS	7500	100	30	1200
	LAP075120*	LAP075120G*	LAP075120SS	7500	120	30	1140
	LAP075140	LAP075140G	LAP075140SS	7500	140	25	1000
	LAP075150	LAP075150G	LAP075150SS	7500	150	25	1000
	LAP075160*	LAP075160G*	LAP075160SS	7500	160	20	800
	LAP075165*	LAP075165G*	LAP075165SS*	7500	165	20	800
	LAP075200*	LAP075200G*	LAP075200SS	7500	200	20	800
	LAP075240*	LAP075240G*	LAP075240SS	7500	240	15	600
	LAP075300*	LAP075300G*	LAP075300SS	7500	300	15	600
	LAP075540	LAP075540G	LAP075540SS	7500	540	5	350
	10 tonnes	LAP100085	LAP100085G	LAP100085SS	10000	85	25
LAP100100		LAP100100G	LAP100100SS	10000	100	20	800
LAP100110		LAP100110G	LAP100110SS	10000	110	20	800
LAP100115*		LAP100115G*	LAP100115SS	10000	115	20	800
LAP100120*		LAP100120G*	LAP100120SS	10000	120	20	800
LAP100135*		LAP100135G*	LAP100135SS	10000	135	20	800
LAP100150		LAP100150G	LAP100150SS	10000	150	15	675
LAP100170*		LAP100170G*	LAP100170SS*	10000	170	15	600
LAP100200*		LAP100200G*	LAP100200SS	10000	200	10	600
LAP100220		LAP100220G	LAP100220SS	10000	220	10	600
LAP100250*		LAP100250G*	LAP100250SS	10000	250	10	400
LAP100340*		LAP100340G*	LAP100340SS*	10000	340	10	400
LAP100650		LAP100650G	LAP100650SS	10000	650	5	225
LAP100680*		LAP100680G*	LAP100680SS	10000	680	5	225
15 tonnes		LAP150140	LAP150140G*	LAP150140SS	15000	140	5
	LAP150150	LAP150150G	LAP150150SS	15000	150	5	350
	LAP150165	LAP150165G	LAP150165SS	15000	165	5	350
	LAP150200*	LAP150200G*	LAP150200SS	15000	200	5	220
	LAP150210	LAP150210G	LAP150210SS	15000	210	5	220
	LAP150300*	LAP150300G*	LAP150300SS	15000	300	5	220
	LAP150400*	LAP150400G	LAP150400SS	15000	400	5	150
	LAP150840	LAP150840G	LAP150840SS	15000	840	5	100
20 tonnes	LAP200165	LAP200165G*	LAP200165SS	20000	165	5	250
	LAP200200*	LAP200200G*	LAP200200SS	20000	200	5	250
	LAP200250*	LAP200250G*	LAP200250SS	20000	250	5	220
	LAP200340*	LAP200340G*	LAP200340SS	20000	340	5	175
	LAP200500*	LAP200500G*	LAP200500SS	20000	500	5	125
	LAP2001000*	LAP2001000G*	LAP2001000SS	20000	1000	1	60
32 tonnes	LAP320175	LAP320175G	LAP320175SS	32000	175	1	120
	LAP320280	LAP320280G	LAP320280SS	32000	280	1	100
	LAP320500	LAP320500G	LAP320500SS	32000	500	1	75
	LAP320700*	LAP320700G*	LAP320700SS	32000	700	1	50
45 tonnes	LAP321200*	LAP321200G*	LAP321200SS	32000	1200	1	30
	LAP450500	LAP450500G	LAP450500SS	45000	500	1	50
LAP4501200	LAP4501200G	LAP4501200SS	45000	1200	1	25	

Pipe Pin Anchors (1.3 to 5.0 tonne)

Product Code (Self Colour)	Product Code (Galvanised)	Safe Working Load (kg)	Length (mm)	Pack Size	Pallet Size
LAPP013055	LAPP013055G	1300	55	250	10000
LAPP013085	LAPP013085G	1300	85	250	9500
LAPP013120	LAPP013120G	1300	120	175	7000
LAPP025055	LAPP025055G	2500	55	150	5700
LAPP025085	LAPP025085G	2500	85	100	4000
LAPP025110	LAPP025110G	2500	110	100	4000
LAPP025120	LAPP025120G	2500	120	75	3600
LAPP025170	LAPP025170G	2500	170	60	2700
LAPP025240	LAPP025240G	2500	240	50	3000
LAPP050075	LAPP050075G	5000	75	50	2450
LAPP050080	LAPP050080G	5000	80	50	2450
LAPP050120	LAPP050120G	5000	120	40	1600
LAPP050240	LAPP050240G	5000	240	25	1000



UK CA CE

This Pin Anchor is designed with a collar so that when pushed into the former the collar forms a seal.

Curved Pin Anchors (1.3 to 32.0 tonne)

Product Code	Product Code (Galvanised)	Safe Working Load (kg)	Length (mm)	Pack Size	Pallet Size
LAPC013227	LAPC013227G	1300	227	100	4000
LAPC025268	LAPC025268G	2500	268	50	2000
LAPC050446	LAPC050446G	5000	446	25	600
LAPC075664	LAPC075664G	7500	664	10	250
LAPC100667	LAPC100667G	10000	667	10	200
LAPC150825	LAPC150825G	15000	825	5	100
LAPC200986	LAPC200986G	20000	986	1	60



UK CA CE

The Curved Pin Anchor is specifically developed for sandwich panel elements.



Eye Anchors (1.3 to 32.0 tonne)

Product Code	Product Code (Galvanised)	Safe Working Load (kg)	Length (mm)	Pack Size	Pallet Size
LAPE013065	LAPE013065G	1300	65	250	10000
LAPE025090	LAPE025090G	2500	90	100	4400
LAPE025120	LAPE025120G	2500	120	75	3000
LAPE050090	LAPE050090G	5000	90	50	2000
LAPE050120	LAPE050120G	5000	120	40	1600
LAPE100115	LAPE100115G	10000	115	20	800
LAPE100180	LAPE100180G	10000	180	15	600
LAPE200250	LAPE200250G	20000	250	5	220
LAPE320300	LAPE320300G	32000	300	2	100



UK CA CE

The Eye Pin Anchor is used when lifting very thin panels, the loads are evenly distributed along the additional anchorage reinforcement, preventing potential cosmetic damage to the face of thin panels from concentrated loads.

Requires additional reinforcement.

Rod Slot Anchors (2.5 to 15.0 tonne)

Product Code	Product Code (Galvanised)	Safe Working Load (kg)	Length (mm)	Pack Size	Pallet Size
LAPTS025400	LAPTS025400G	2500	400	50	1000
LAPTS025520	LAPTS025520G	2500	520	30	1020
LAPTS050580	LAPTS050580G	5000	580	10	500
LAPTS050790	LAPTS050790G	5000	790	10	400
LAPTS050900	LAPTS050900G	5000	900	10	300
LAPTS075750	LAPTS075750G	7500	750	10	150
LAPTS0751150	LAPTS0751150G	7500	1150	10	100
LAPTS1000870	LAPTS1000870G	10000	870	5	100
LAPTS1001300	LAPTS1001300G	10000	1300	5	100
LAPTS1501080	LAPTS1501080G	15000	1080	5	50
LAPTS1501550	LAPTS1501550G	15000	1550	5	50



UK CA CE

This anchor is designed for thin elements where the standard lifting pin will not fit.



Plate Anchors (2.5 to 10.0 tonne)

Product Code	Product Code (Galvanised)	Safe Working Load (kg)	Length (mm)	Pack Size	Pallet Size
LAPPA025055	LAPPA025055G	2500	55	50	2400
LAPPA025085	LAPPA025085G	2500	85	50	2000
LAPPA025120	LAPPA025120G	2500	120	40	2000
LAPPA050055	LAPPA050055G	5000	55	25	1000
LAPPA050065	LAPPA050065G	5000	65	25	1000
LAPPA050095	LAPPA050095G	5000	95	25	1000
LAPPA050110	LAPPA050110G	5000	110	20	800
LAPPA100115	LAPPA100115G	10000	115	10	500



UK CA CE

This anchor is especially designed for large shallow slabs where the standard lifting pin will not fit. **Requires additional reinforcement.**

Tilt Anchors (1.3 to 5.0 tonne)

Product Code	Product Code (Galvanised)	Safe Working Load (kg)	Length (mm)	Pack Size	Pallet Size
LAPTA013120	LAPTA013120G	1300	120	100	4000
LAPTA025170	LAPTA025170G	2500	170	40	1600
LAPTA050240	LAPTA050240G	5000	240	15	600



UK CA CE

Manufactured specifically for turning architectural precast concrete units from a horizontal to vertical plane. The unique head design ensures no contact occurs between the Pin Anchor Ring Clutch and the concrete surface, eliminating any risk of cosmetic damage to the concrete finish.

Technical Support

Technical Support is an essential part of the Euro Accessories service. We take great pride in offering full in-house technical support and continuous analysis on all the products within our range. This means you can get an answer quickly when you need it and be confident our products meet all of their fundamental requirements.

Technical Literature available upon request or for download from euroacc.co.uk



Keep up to date



Scan the QR code to visit www.euroacc.co.uk, to see the latest Pin Anchor System updates, and to download our technical manual.

Pin Anchor Ring Clutch

Product Code	Load Group (kg)	Length (mm)	Description
LAPRC013	1000 - 1300	165	1.3 tonne Ring Clutch
LAPRC025	2000 - 2500	205	2.5 tonne Ring Clutch
LAPRC050	4000 - 5000	240	5.0 tonne Ring Clutch
LAPRC100	7500 - 10000	346	10.0 tonne Ring Clutch
LAPRC200	15000 - 20000	520	20.0 tonne Ring Clutch
LAPRC320	32000	590	32.0 tonne Ring Clutch
LAPRC450	45000	590	45.0 tonne Ring Clutch



Pin Anchor Ring Clutch - Type 2

Product Code	Load Group (kg)	Length (mm)	Description
LAPRC0502	4000 - 5000	180	5.0 tonne Ring Clutch
LAPRC1002	7500 - 10000	210	10.0 tonne Ring Clutch



Combination Pin Anchor Ring Clutch

Product Code	Load Group (kg)	Description
LAPCRC013	1000 - 1300	1.3 tonne Combination Ring Clutch
LAPCRC025	2000 - 2500	2.5 tonne Combination Ring Clutch
LAPCRC050	4000 - 5000	5.0 tonne Combination Ring Clutch
LAPCRC100	7500 - 10000	10.0 tonne Combination Ring Clutch
LAPCRC200	15000 - 20000	20.0 tonne Combination Ring Clutch



Pin Anchor Sling Set

Product Code	SWL over 3 Legs (kg)	Length (mm)	Description
SLINGSET0600	2000	1500	3 x 1.3 tonne Clutches
SLINGSET1200	4200	1500	3 x 2.5 tonne Clutches
SLINGSET1500	6300	2000	3 x 5.0 tonne Clutches

UK CA CE
Sling Sets are designed to allow easy transportation of concrete pipes.



Rubber Recess Formers

Product Code	Load Group (kg)	Height (mm)	Width (mm)	Hole Dia. (mm)
LAPRF013	1300	32	66	10
LAPRF025	2500	39	80	14
LAPRF050	5000	48	100	20
LAPRF075	7500	48	100	24
LAPRF100	10000	61	128	28
LAPRF150	15000	61	128	38
LAPRF200	20000	80	170	40
LAPRF320450	32000 - 45000	107	236	50

Use with Fixing Plates to hold in place (LAPFP)



Used to position Pin Anchors and form a recess for the clutch.

Oval Rubber Recess Formers

Product Code	Load Group (kg)	Height (mm)	Width (mm)	Hole Dia. (mm)
LAPORF013	1300	30	47	10
LAPORF025	2500	39	59	14
LAPORF050	5000	49	78	20
LAPORF075100	7500 - 10000	58	97	28
LAPORF150200	15000 - 20000	86	145	40



Used to produce a narrow recess in thin precast units.

Magnetic Rubber Former


Product Code	Load Group (kg)	Height (mm)	Width (mm)	Hole Dia. (mm)
LAPRFM013	1300	27	60	19
LAPRFM025	2500	32	79	30
LAPRFM050	5000	42	93	69
LAPRFM100	10000	52	116	48



Magnetic former to be used with standard Pin Anchors combined with the Rubber Rings.

Steel Round Recess Formers

Product Code	Load Group (kg)	Height (mm)	Width (mm)	Hole Dia. (mm)
LAPSF013	1300	36	63	20
LAPSF025	2500	44	80	30
LAPSF050	5000	54	101	37
LAPSF100	10000	72	129	48



Used instead of Rubber Formers when durability is the issue. Use in conjunction with Rubber Rings.

Magnetic Steel Round Recess Formers

Product Code	Load Group (kg)	Height (mm)	Width (mm)	Hole Dia. (mm)
LAPSFM013	1300	36	63	19
LAPSFM025	2500	44	74	26
LAPSFM050	5000	54	96	36
LAPSFM100	10000	72	122	45



Used to position Pin Anchors and to form a recess for the clutch on steel beds. Use in conjunction with Rubber Rings.

Pipe Pin Recess Formers

Product Code	Load Group (kg)	Height (mm)	Width (mm)	Hole Dia. (mm)
LAPPRF013	1300	36	63	19
LAPPRF025	2500	44	74	26
LAPPRF050	5000	54	96	36
LAPPRF100	10000	72	122	45



Used to position Pipe Pin Anchors. Complete with threaded nut on the base.

Pipe Pin Magnetic Recess Formers


Product Code	Load Group (kg)	Width (mm)	Hole Dia. (mm)
LAPPRFM013	1300	60	19
LAPPRFM025	2500	74	26
LAPPRFM050	5000	94	36
LAPPRFM100	10000	118	46



Used to position Pipe Pin Anchors on steel beds. Complete with threaded nut on the base.

Pipe Pin Magnetic Steel Round Recess Formers

Product Code	Load Group (kg)	Height (mm)	Width (mm)	Hole Dia. (mm)
LAPPSFM013	1300	36	66.5	20
LAPPSFM025	2500	65	80	30
LAPPSFM050	5000	69	100	27
LAPPSFM100	10000	80	129	48



Used to position Pipe Pin Anchors on steel beds and to form a recess for the clutch on steel beds.

Rubber Rings

Product Code	Load Group (kg)	Outer Dia. (mm)	Inner Dia. (mm)	Thickness (mm)
LAPRR013	1300	21	10	11
LAPRR025	2500	31	14	12
LAPRR050	5000	38	20	14
LAPRR075	7500	49	24	20
LAPRR100	10000	49	28	20



These rings are placed behind the head of the anchor pin. They act as a seal and to secure the Pin Anchor firmly in the steel or magnetic former.

Fixing Plates - Complete

Product Code	Load Group (kg)	Thread (M)	Length (mm)
LAPFP013	1000 - 1300	8	100
LAPFP025	2000 - 2500	10	100
LAPFP050	4000 - 5000	10	100
LAPFP075100	7500 - 10000	12	100
LAPFP150200	15000 - 20000	12	100
LAPFP320	32000	16	100



The Fixing Plate is finished with external metric screw thread and wing nut. It is fitted in the Rubber Former for securing to the formwork.

Fixing Plates - Female

Product Code	Load Group (kg)	Thread (M)	Width (mm)	Thickness (mm)
LAPFP013A	1300	8	28	3
LAPFP025A	2500	10	38	4
LAPFP050A	5000	10	46	5
LAPFP100A	7500 - 1000	12	60	5
LAPFP200A	15000 - 20000	12	80	6
LAPFP320A	32000	16	100	8



Female fixing plates to suit recess formers.

Mounting Plate

Product Code	Load Group (kg)	Pin Height (mm)	Pin Distance (mm)	Diameter (mm)
LAPMP013	1300	17	38	66
LAPMP025	2500	20	50	80
LAPMP050	5000	26	60	100
LAPMP100	7500 - 10000	31	80	128
LAPMP200	15000 - 20000	39	110	170
LAPMP320	32000	54	128	236



These plates are designed to mount the recess former to the formwork.

Easy Lift Utility Anchor

Product Code	Load Capacity (kg)	Length (mm)	Width (mm)	Pack Size	Pallet Size
LAPU014080G	1400	80	145	60	3000
LAPU035095G	3500	95	173	50	2000
LAPU050120G	5000	120	188	25	1200
LAPU075170G	7500	170	254	20	600



A versatile anchor for lifting and tilting precast concrete. There is no requirement for specialised lifting shackles as they allow direct attachment of the crane hook to the precast unit. These anchors can be used in both axial and shear applications with no requirement for additional reinforcement.

Easy Lift Recess Former

Product Code	Load Capacity (kg)	Colour (mm)	Height (mm)	Length (mm)
LAPURF050	1400 - 5000	Blue	83	207
LAPURF075	7500	Black	86	254



Used to position Easy Lift Utility Anchor and form a recess.

Easy Lift Holding Plate

Product Code	Load Capacity (kg)	Length (mm)	Width (mm)	Thickness (mm)
LAPUHP050	1400 - 5000	118	48	5
LAPUHP075	7500	117	46	6



Used in conjunction with the Easy Lift Recess Former.




CAST-IN CHANNEL & BRICKWORK

Cast-in Channel	151 - 152
T-Bolts	153
Cast-in Channel Accessories	154
Dovetail Slots & Ties	155
Coping Brackets	156
Insulation Plugs	157

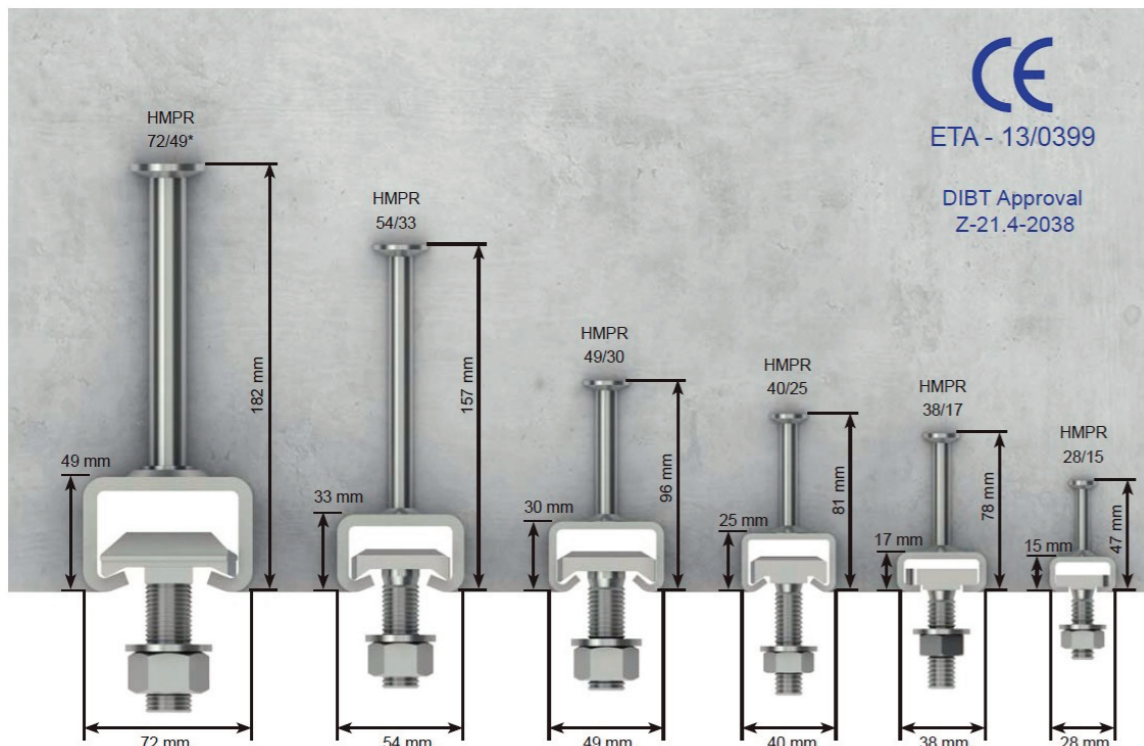
Cast-in Channel

Our Cast-in Channels are cold rolled with swaged anchorage studs. They are used extensively to provide accurate and reliable connections to almost any precast or in-situ concrete structure. The channel is supplied with an integral polythene void former infill material which prevents concrete or grout entering the channel. Once the shuttering is removed the polythene void former is removed by hand to expose the rolled channels, which are then ready to accept the T-Bolts appropriate to the size of channel and depth of item being fixed to the channel. The slotted nature of the system means it can readily accommodate any minor deviations in tolerances of follow on fixtures. The system is available in either Hot Dip Galvanised or Stainless Steel finish.



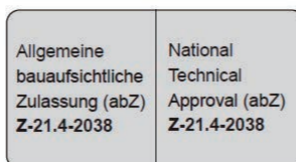
Features:

- Euro Accessories Cast-in Channels are designed in accordance with design rules according to CEN / TS 1992-4-3.
- Relatively low edge distances compared to other fixing systems.
- Further enhancements in load transfer can be achieved by utilising higher concrete strengths.
- Shear and tensile resistance in concrete can be improved with additional reinforcement.



CE
ETA - 13/0399
DIBT Approval
Z-21.4-2038

Approvals



Cast-in Channel 28/15

Product Code (Galvanised)	Product Code (Stainless Steel)	Length (mm)	Anchors (no)	Spacings (mm)	Load Capacity Between Pins Galvanised (kN)	Load Capacity Between Pins Stainless Steel (kN)
CIC2815150G	CIC2815150SS	150	2	200	7.22	8.33
CIC2815250G	CIC2815250SS	250	2	200	6.06	6.05
CIC2815350G	CIC2815350SS	350	3	200	7.22	8.06
CIC28153050G	CIC28153050SS	3050	16	200	7.22	8.33

Other lengths available upon request.

Cast-in Channel 38/17

Product Code (Galvanised)	Product Code (Stainless Steel)	Length (mm)	Anchors (no)	Spacings (mm)	Load Capacity Between Pins Galvanised (kN)	Load Capacity Between Pins Stainless Steel (kN)
CIC3817150G	CIC3817150SS	150	2	200	10.56	12.22
CIC3817250G	CIC3817250SS	250	2	200	10.56	12.22
CIC3817350G	CIC3817350SS	350	3	200	10.56	12.22
CIC38173050G	CIC38173050SS	3050	16	200	10.56	12.22

Other lengths available upon request.

Cast-in Channel 40/25

Product Code (Galvanised)	Product Code (Stainless Steel)	Length (mm)	Anchors (no)	Spacings (mm)	Load Capacity Between Pins Galvanised (kN)	Load Capacity Between Pins Stainless Steel (kN)
CIC4025250G	CIC4025250SS	250	2	250	12.22	15.00
CIC4025350G	CIC4025350SS	350	3	250	12.22	15.00
CIC40253050G	CIC40253050SS	3050	13	250	12.22	15.00

Other lengths available upon request.

Cast-in Channel 49/30

Product Code (Galvanised)	Product Code (Stainless Steel)	Length (mm)	Anchors (no)	Spacings (mm)	Load Capacity Between Pins Galvanised (kN)	Load Capacity Between Pins Stainless Steel (kN)
CIC4930250G	CIC4930250SS	250	5	250	17.22	25.00
CIC4930350G	CIC4930350SS	350	3	250	17.22	25.00
CIC49303050G	CIC49303050SS	3050	13	250	17.22	25.00

Other lengths available upon request.

Cast-in Channel 54/33

Product Code (Galvanised)	Product Code (Stainless Steel)	Length (mm)	Anchors (no)	Spacings (mm)	Load Capacity Between Pins Galvanised (kN)	Load Capacity Between Pins Stainless Steel (kN)
CIC5433250G	CIC543325SS	250	2	250	36.67	41.67
CIC5433350G	CIC5433350SS	350	3	250	36.67	41.67
CIC54333050G	CIC54333050SS	3050	13	250	36.67	41.67

Other lengths available upon request.

Cast-in Channel 72/49

Product Code (Galvanised)	Product Code (Stainless Steel)	Length (mm)	Anchors (no)	Spacings (mm)	Load Capacity Between Pins Galvanised (kN)	Load Capacity Between Pins Stainless Steel (kN)
CIC7249250G	CIC7249250SS	250	2	250	45.00	50.56
CIC7249350G	CIC7249350SS	350	3	250	45.00	50.56
CIC72493050G	CIC72493050SS	3050	13	250	45.00	50.56

Other lengths available upon request.

Technical Support

Technical Support is an essential part of the Euro Accessories service. We take great pride in offering full in-house technical support and continuous analysis on all the products within our range. This means you can get an answer quickly when you need it and be confident our products meet all of their fundamental requirements.

Technical Literature available upon request or for download from euroacc.co.uk



Keep up to date




Scan the QR code to visit www.euroacc.co.uk, to see the latest Cast-in Channel updates, and to download our technical manual.

Cast-in Channel T-Bolts

Product Code (Galvanised)	Product Code (Stainless Steel)	Profile	Thread (M)	Length (mm)	Tightening Torque (Nm)
TB28151050G	TB28151050SS	28/15	10	50	13
TB38171250G	TB38171250SS	38/17	12	50	25
TB38171280G	TB38171280SS	38/17	12	80	25
TB38171650G	TB38171650SS	38/17	16	50	25
TB38171680G	TB38171680SS	38/17	16	80	25
TB40251250G	TB40251250SS	40/25	12	50	45
TB40251280G	TB40251280SS	40/25	12	80	45
TB40251650G	TB40251650SS	40/25	16	50	45
TB40251680G	TB40251680SS	40/25	16	80	45
TB49301650G	TB49301650SS	49/30	16	50	60
TB49301680G	TB49301680SS	49/30	16	80	60
TB493016100G	TB493016100SS	49/30	16	100	60
TB49302050G	TB49302050SS	49/30	20	50	60
TB49302080G	TB49302080SS	49/30	20	80	60
TB493020100G	TB493020100SS	49/30	20	100	60
TB54331650G	TB54331650SS	54/33	16	50	60
TB54331680G	TB54331680SS	54/33	16	80	60
TB543316100G	TB543316100SS	54/33	16	100	60
TB54332050G	TB54332050SS	54/33	20	50	60
TB54332080G	TB54332080SS	54/33	20	80	60
TB543320100G	TB543320100SS	54/33	20	100	60
TB72492080G	TB72492080SS	72/49	20	80	120
TB724920100G	TB724920100SS	72/49	20	100	120

Other lengths available upon request.

Our T-Bolts are specifically designed for use with the appropriate channel section. They are available galvanised, with a grade 8.8 electroplated finish as standard as well as a stainless steel version.




Applications:



Stadium Seats



Pipe Systems



Wall Connections

Cast-in Channel Serrated Wall Ties 28/15

Product Code	Profile	Projection (mm)	Length (mm)	Tensile Load all. F (kN)	Slotted Hole (mm)
CICWT281550	28/15	50	90	3.5	11 x 55
CICWT281575	28/15	75	115		
CICWT2815100	28/15	100	140		
CICWT2815125	28/15	125	165		
CICWT2815150	28/15	150	190		
CICWT2815175	28/15	175	215		
CICWT2815200	28/15	200	240		

Other lengths available upon request.

Used in conjunction with 28/15 channel and serrated square washers, these ties are ideal for securing vertical precast elements at a set distance from in situ cast concrete with a non-slip connection. They can be used as a channel to channel connection, channel to threaded insert or threaded rod connection.



Cast-in Channel Serrated Wall Ties 38/17

Product Code	Profile	Projection (mm)	Length (mm)	Tensile Load all. F (kN)	Slotted Hole (mm)
CICWT381775	38/17	75	115	7.0	13 x 55
CICWT3817100	38/17	100	140		
CICWT3817125	38/17	125	165		
CICWT3817150	38/17	150	190		
CICWT3817175	38/17	175	215		
CICWT3817200	38/17	200	240		

Other lengths available upon request.

Used in conjunction with 38/17 channel and serrated square washers these ties are ideal for securing vertical precast elements at a set distance from in situ cast concrete with a non-slip connection. They can be used as a channel to channel connection, channel to threaded insert or threaded rod connection.



Captive Nuts - 28/15 & 38/17

Product Code	Profile	Size (M)	Head Thickness (mm)	Head Width (mm)	Head Length (mm)
CICLN28156	28/15	6	4	13	24.5
CICLN28158	28/15	8	4	13	24.5
CICLN251810	28/15	10	4	13	24.5
CICLN381710	38/17	10	6	17.5	31.5
CICLN381712	38/17	12	6	17.5	31.5
CICLN381716	38/17	16	6	17.5	31.5

Captive nuts for use with 28/18 and 38/17 channel, these threaded inserts allow flexible positioning of fixing points along the channel length. Their parallelogram shape means the nuts can be inserted into the channel after the concrete has cured.



Captive Nuts 40/25, 49/30, 54/33, 72/49

Product Code	Profile	Size (M)	Head Thickness (mm)	Head Width (mm)	Head Length (mm)
CICLN402510	40/25	10	10.8	17	34.5
CICLN402512	40/25	12	10.8	17	34.5
CICLN402516	40/25	16	10.8	17	34.5
CICLN493010	49/30 & 54/33	10	11.7	21	43.5
CICLN493012	49/30 & 54/33	12	11.7	21	43.5
CICLN493016	49/30 & 54/33	16	11.7	21	43.5
CICLN724912	72/49	12	22	31	62
CICLN724916	72/49	16	22	31	62
CICLN724920	72/49	20	22	31	62

Captive nuts for use with 40/25 49/30, 54/33 & 72/49 channel, these threaded inserts allow flexible positioning of fixing points along the channel length. Their parallelogram shape means the nuts can be inserted into the channel after the concrete has cured.



Dovetail Slot

Product Code	Dimensions (mm)	Length (mm)	Material	Pack Size (no)
DTS100SS	28 x 15	100	Stainless Steel	250
DTS150SS	28 x 15	150	Stainless Steel	250
DTS3000SS	28 x 15	3000	Stainless Steel	25



Cast in Dovetail Slots complete with polystyrene infill.

Dovetail Ties

Product Code	Length (mm)	Material	Pack Size (no)
DTT075SS	75	Stainless Steel	250
DTT100SS	100	Stainless Steel	250
DTT125SS	125	Stainless Steel	250
DTT150SS	150	Stainless Steel	250
DTT175SS	175	Stainless Steel	250
DTT200SS	200	Stainless Steel	250
DTT225SS	225	Stainless Steel	250
DTT250SS	250	Stainless Steel	250
DTT275SS	275	Stainless Steel	250
DTT300SS	300	Stainless Steel	250



Dovetail Ties for use with Dovetail Slots, manufactured from stainless steel.

Dovetail Tie Sleeve

Product Code	Length (mm)	Material	Pack Size (no)
DTSLEEVE	25x100	PVC	250



Dovetail Sleeve for use with the Dovetail Tie.

GRC Fixing Sockets - Stainless Steel

Product Code	Thread (M)	Length (mm)	Pack Size (no)
GRC0610	6	10	100
GRC0810	8	10	100
GRC1020	10	20	100



These fixing sockets are designed for use in thin and lightweight glass fibre concrete panels.

Threaded Bar - Stainless Steel

Product Code	Thread (M)	Length (mm)	Pack Size (no)
TB0670	6	70	100
TB0870	8	70	100
TB1070	10	70	100
TB1270	12	70	100
TB1670	16	70	100
TB2070	20	70	100
TB2470	24	70	100
TB3070	30	70	100



Stainless Steel fully threaded bar can be used in conjunction with the glass fibre concrete panels.

Other lengths available on request.

Smooth Dowel Pin - Stainless Steel

Product Code	Dia (mm)	Length (mm)	Pack Size (no)
SDP0670	6	70	100
SDP0870	8	70	100
SDP1070	10	70	100
SDP1270	12	70	100
SDP1670	16	70	100
SDP2070	20	70	100
SDP2570	25	70	100



Smooth Stainless Steel Dowel Pins used in conjunction with Coping Brackets.

Other lengths available on request.

Ribbed Dowel Pin - Stainless Steel

Product Code	Dia (mm)	Length (mm)	Pack Size (no)
RDP0670	6	70	100
RDP0870	8	70	100
RDP1070	10	70	100
RDP1270	12	70	100
RDP1670	16	70	100
RDP2070	20	70	100
RDP2570	25	70	100



Ribbed Stainless Steel Dowel Pins used in conjunction with Coping Brackets.

Other lengths available on request.

D Lugs - Stainless Steel

Product Code	Thread / Dia. (M)	Description	Dimensions (mm)	Pack Size (no)
DLUGT	8	Threaded	100 x 80 x 100	100
DLUGR	8	Ribbed	120 x 100 x 120	100



D Lugs are available Threaded or Ribbed and are used in cast stone to create an onsite fixing.

Coping Bracket - Small

Product Code	Dimensions (mm)	Thickness (mm)	Width (mm)	Pack Size (no)
PCB30050	30 x 50	2	20	250
PCB30100	30 x 100	2	20	250
PCB30150	30 x 150	2	20	250
PCB30200	30 x 200	2	20	250
PCB30250	30 x 250	2	20	200
PCB30300	30 x 300	2	20	200



This bracket is used to permanently fix copings to the top of walls.

Other sizes available on request.

Coping Bracket - Large

Product Code	Dimensions (mm)	Thickness (mm)	Width (mm)	Pack Size (no)
PCB50050	50 x 50	2	25	100
PCB50090	50 x 90	2	25	100
PCB50100	50 x 100	2	25	100



This bracket is used to permanently fix copings to the top of walls.

Other sizes available on request.

Insulation Wall Ties

Our Wall Ties and Plugs are manufactured in various types and lengths and are used in buildings with cavity walls. They are used to join the two leaves of cavity wall together, allowing the two parts to act as a homogeneous unit. They play a key role in ensuring the stability of the building and are hidden from site after completion.


Insulation Uni-Flex Plug

Product Code	Insulation Thickness (mm)	Length (mm)	Wall Tie (mm)
IFP4100	40 to 60	100	4
IFP4120	61 to 80	120	4
IFP4140	81 to 100	140	4
IFP4160	101 to 120	160	4
IFP4180	121 to 140	180	4
IFP4200	141 to 160	200	4
IFP4220	161 to 180	220	4
IFP4240	181 to 200	240	4
IFP4260	201 to 220	260	4
IFP4280	221 to 240	280	4




Drill Hole Size: 8mm x 50 to 70mm
Embedment Depth Inner Leaf: 40 to 60mm

With the UNI-Flex Plug you will achieve a tight and secure fixing of both mineral wool and hard insulation. The "flexible" dish always stays vertical to the insulation material. There is no compression, retention of insulation value. You will also achieve a strong fixing without UNI Hammer-in Wall Ties. This means the wall ties can be installed at any time. This increases safety and reduces the risk of injury. An important fact for our processors on the construction site. Inquire about the embedding tools for a quick result.



Insulation Flex-5 Plug

Product Code	Insulation Thickness (mm)	Length (mm)	Wall Tie (mm)
IFP5160	100 to 120	160	5
IFP5180	121 to 140	180	5
IFP5200	141 to 160	200	5
IFP5220	161 to 180	220	5
IFP5240	181 to 200	240	5
IFP5260	201 to 220	260	5
IFP5280	221 to 240	280	5
IFP5300	241 to 260	300	5
IFP5320	261 to 280	320	5
IFP5340	281 to 300	340	5
IFP5360	301 to 320	360	5



Drill Hole Size: 8mm x 50 to 70mm
Embedment Depth Inner Leaf: 40 to 60mm

The Flex-5 plug for wall ties Ø5mm, the Flex-5 plug allows less material use and is suitable for up to 320 mm insulation thickness. Ideal for construction of apartments, tower blocks, flats and passive houses. The Flex-5 plug is applicable for hard and soft insulation and can be used in concrete, sand-lime brick and brick.

Embedding Plug Tool

Product Code	For use with	Length (mm)	Colour
IFPET155	IFP4100	155	Orange
IFPET175	IFP4120	175	Red
IFPET195	IFP4140	195	Blue
IFPET215	IFP4160 & IFP5160	215	Green
IFPET235	IFP4180 & IFP5180	235	White
IFPET255	IFP4200 & IFP5200	255	Light Grey
IFPET275	IFP4220 & IFP5220	275	Black
IFPET295	IFP4240 & IFP5240	295	Brown
IFPET315	IFP4260 & IFP5260	315	Dark Grey




Embedding Plug Tools are designed to ensure you have the correct embedment of Insulation Plugs.

Uni Hammer-in Wall Tie

Product Code	Cavity Size Max (mm)	Dia. (mm)	Length (mm)	Thread (mm)	Drill Dia x Depth (mm)
IFPWT4160	55 +/- 15	4	160	4.6 x 35	6 x 50
IFPWT4190	85 +/- 15	4	190	4.6 x 35	6 x 50
IFPWT4220	115 +/- 15	4	220	4.6 x 60	6 x 50
IFPWT4250	145 +/- 15	4	250	4.6 x 60	6 x 50
IFPWT4275	170 +/- 15	4	275	4.6 x 60	6 x 50
IFPWT4300	195 +/- 15	4	300	4.6 x 60	6 x 50
IFPWT4325	220 +/- 15	4	325	4.6 x 60	6 x 50
IFPWT4350	245 +/- 15	4	350	4.6 x 60	6 x 50
IFPWT4375	270 +/- 15	4	375	4.6 x 60	6 x 50
IFPWT4400	295 +/- 15	4	400	4.6 x 60	6 x 50
IFPWT4425	320 +/- 15	4	425	4.6 x 60	6 x 50
IFPWT4450	345 +/- 15	4	450	4.6 x 60	6 x 50
IFPWT4475	370 +/- 15	4	475	4.6 x 60	6 x 50
IFPWT5250	145 +/- 15	5	250	6.0 x 37	8 x 50
IFPWT5275	170 +/- 15	5	275	6.0 x 37	8 x 50
IFPWT5300	195 +/- 15	5	300	6.0 x 37	8 x 50
IFPWT5325	220 +/- 15	5	325	6.0 x 37	8 x 50
IFPWT5350	245 +/- 15	5	350	6.0 x 37	8 x 50
IFPWT5375	275 +/- 15	5	375	6.0 x 37	8 x 50
IFPWT5400	295 +/- 15	5	400	6.0 x 37	8 x 50
IFPWT5425	320 +/- 15	5	425	6.0 x 37	8 x 50
IFPWT5450	345 +/- 15	5	450	6.0 x 37	8 x 50
IFPWT5475	370 +/- 15	5	475	6.0 x 37	8 x 50
IFPWT5500	395 +/- 15	5	500	6.0 x 37	8 x 50
IFPWT5525	420 +/- 15	5	525	6.0 x 37	8 x 50
IFPWT5550	445 +/- 15	5	550	6.0 x 37	8 x 50
IFPWT5575	470 +/- 15	5	575	6.0 x 37	8 x 50
IFPWT5600	495 +/- 15	5	600	6.0 x 37	8 x 50

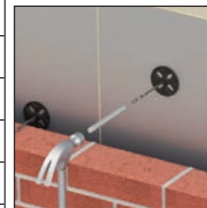
Finish: Grade 316 Stainless Steel
Embedment Depth Inner Leaf: min 40
Insertion Depth Outer Leaf: 45 to 75mm




1. Drill hole through the insulation and into the inner layer.



2. Using Embedding Plug Tool, hammer in the Insulation Plug.



3. When ready to start brickwork hammer in the Wall tie using the Embedment Tip Tool.



4. With the insulation now firmly secured, you can lay your brickwork on undamaged Wall Ties.



Scan the QR code for installation video.

Embedment Tip (Hammer in Tool)

Product Code	For use with	Length (mm)
IFPHT075	Length of the tie, less length of the plug Example: 400mm Tie, and 200mm Plug = IFPHT200	75
IFPHT105		105
IFPHT135		135
IFPHT175		175
IFPHT200		200
IFPHT245		245
IFPHT275		275
IFPHT300		300
IFPHT325		325
IFPHT350		350



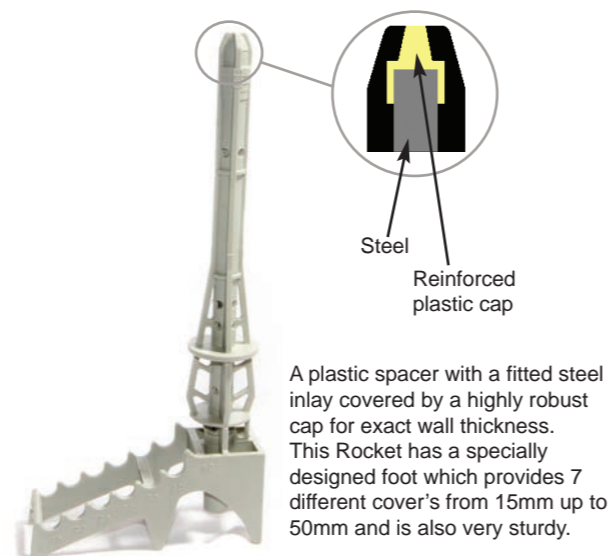


DOUBLE WALLING SYSTEMS

Double Wall Rockets 161 - 162	Electrical Boxes 170
EVL Connecting Box 163	Spiral Void Formers 171 - 172
Transport Anchors 164 - 166	Fastening Plates 173
Nirvana Insulation Pins 167	Wall Shoes 174
Insulation 168	Column Shoes 174
Double Wall Dowels 169		


Double Wall Plastic Coated Rocket with 1 Way Steps

Product Code	Wall Thickness (mm)	Pack Size	Pallet Size
DWPR1W160	160	53	2544
DWPR1W180	180	53	2544
DWPR1W200	200	53	2544
DWPR1W220	220	53	2544
DWPR1W230	230	53	2544
DWPR1W250	250	53	2544
DWPR1W300	300	53	2120
DWPR1W350	350	53	1696
DWPR1W400	400	53	1696
DWPR1W450	450	53	1696
DWPR1W500	500	53	1696



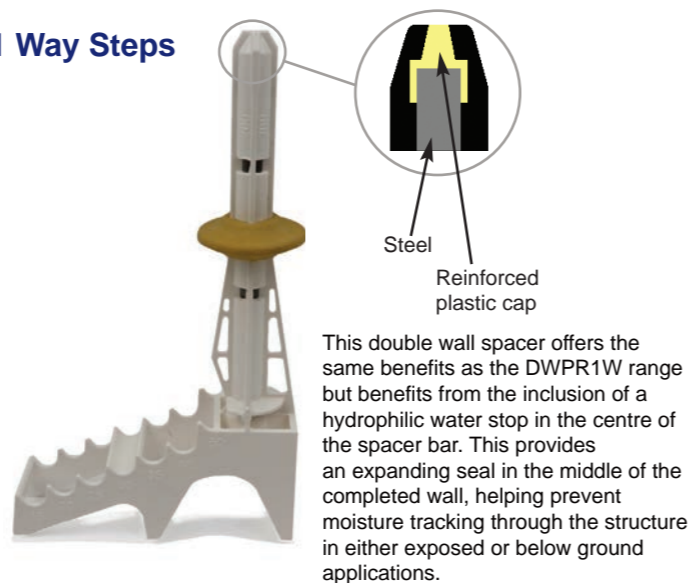
Double Wall Metal Rocket

Product Code	Wall Thickness (mm)	Steel Diameter (mm)	Pack Size
DWMR120	120	10	100
DWMR140	140	10	100
DWMR150	150	10	100
DWMR160	160	10	100
DWMR180	180	10	100
DWMR200	200	10	100
DWMR240	240	10	100
DWMR250	250	10	100
DWMR300	300	10	50
DWMR325	325	10	50
DWMR350	350	10	50
DWMR360	360	10	50
DWMR365	365	10	50
DWMR400	400	10	50
DWMR500	500	10	50



Double Wall Waterproof Plastic Coated Rocket with 1 Way Steps

Product Code	Wall Thickness (mm)	Pack Size	Pallet Size
DWPR1W160W	160	53	2544
DWPR1W180W	180	53	2544
DWPR1W200W	200	53	2544
DWPR1W220W	220	53	2544
DWPR1W230W	230	53	2544
DWPR1W250W	250	53	2544
DWPR1W300W	300	53	2120
DWPR1W350W	350	53	1696
DWPR1W400W	400	53	1696
DWPR1W450W	450	53	1696
DWPR1W500W	500	53	1696



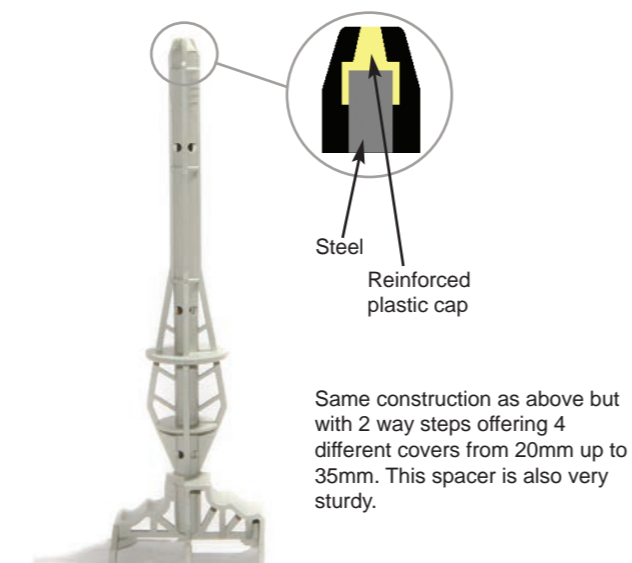
Double Wall Fibreglass Rocket with 1 Way Steps

Product Code	Wall Thickness (mm)	Bar Dia. (mm)	Pallet Qty
DWFGR120	120	10	100
DWFGR140	140	10	100
DWFGR150	150	10	100
DWFGR160	160	10	100
DWFGR180	180	10	100
DWFGR200	200	10	100
DWFGR240	240	10	100
DWFGR250	250	10	100
DWFGR300	300	10	50
DWFGR325	325	10	50
DWFGR350	350	10	50



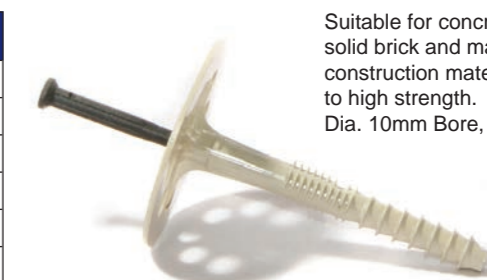
Double Wall Plastic Coated Rocket with 2 Way Steps

Product Code	Wall Thickness (mm)	Pack Size	Pallet Size
DWPR2W180	180	74	2960
DWPR2W200	200	74	2960
DWPR2W220	220	74	2960
DWPR2W240	240	74	2960
DWPR2W250	250	74	2960
DWPR2W300	300	74	2960
DWPR2W350	350	74	2960
DWPR2W400	400	74	2960



Insulation Board Pins

Product Code	Dowel (mm)	Length (mm)	Insulation Thickness (mm)
IBP090	10	90	40 - 50
IBP110	10	110	60 - 70
IBP130	10	130	80 - 90
IBP150	10	150	100 - 110
IBP160	10	160	110 - 120
IBP210	10	210	120 - 130



EVL Connecting Box

Product Code	Inside Loop (mm)	Box Length (mm)	Box Width (mm)	Box Height (mm)	Pack Size	Pallet Size
EVL060	60	160	50	20	100	1800
EVL080	80	160	50	20	100	1800
EVL100	100	160	50	20	100	1800
EVL120	120	160	50	20	100	1800
EVL140	140	200	70	30	100	1200



EVL Connecting Boxes are single wire loops for connecting precast wall panels to each other or to a column. Connection Loops make wall installation easy, just open the cover and bend the loop into final operating position.

EVL Connecting Box Magnetic Holding Plate

Product Code	Length (mm)	Width (mm)	Thickness (mm)	Weight (mm)	Magnetic Force (kN)
EVLMH	178	67.5	5	0.41	1.0
EVLRT	300	40	3	2	-

Used to position EVL Connecting Boxes on steel beds. Release Tool (EVLRT) also available.



Double Wall Transport Anchors

Product Code	Wall Thickness (mm)	Steel (mm)	Length (mm)	Safe Working Load (kg)	Pallet Size
TADW120	120	14	630	3500	500
TADW130	130	14	630	3500	500
TADW140	140	14	630	3500	500
TADW150	150	14	630	3500	500
TADW160	160	14	630	3500	500
TADW170	170	14	630	3500	500
TADW180	180	14	660	3500	500
TADW190	190	14	660	3500	500
TADW200	200	14	660	3500	500
TADW210	210	14	660	3500	500
TADW220	220	14	660	3500	500
TADW230	230	14	660	3500	500
TADW240	240	14	660	3500	500
TADW250	250	14	660	3500	400
TADW260	260	14	680	3500	400
TADW270	270	14	680	3500	400
TADW280	280	14	680	3500	400
TADW290	290	14	680	3500	300
TADW300	300	14	680	3500	300
TADW310	310	14	700	3500	300
TADW320	320	14	700	3500	300
TADW330	330	14	700	3500	250
TADW340	340	14	700	3500	250
TADW350	350	14	700	3500	250

2500kg with 12mm bar, and 5000kg with 16mm bar available on request. Minimum concrete strength 25N/mm².



The transport anchor system is designed specifically for the manufacture and installation of precast units used in double wall construction processes. The anchor is cast into the concrete unit with a leg in each face of the concrete panel. This provides a suitable means for demoulding, turning and erection of the completed units. The flush fitted anchor requires no specialist shackles and can be connected directly to crane hooks of a suitable size and rating. These anchors are manufactured from B500B reinforcement steel and are available in several load sizes from 2500kg to 5000kg.

Double Wall Transport Anchors (Specials)

We offer a fully bespoke design and manufacture service for our Double Wall Transport Anchors.

They are manufactured from B500B reinforcement steel in bar diameters of 12, 14 and 16mm. This allows us to offer them in load sizes of 2500, 3500 and 5000kg.



Technical Support

Technical Support is an essential part of the Euro Accessories service. We take great pride in offering full in-house technical support and continuous analysis on all the products within our range. This means you can get an answer quickly when you need it and be confident our products meet all of their fundamental requirements.

Technical Literature available upon request or for download from euroacc.co.uk



Keep up to date



Scan the QR code to visit www.euroacc.co.uk, to see the latest Cast-in Channel updates, and to download our technical manual.

ECA-Lift Transport Anchors

The patented ECA-lift Anchor is a new flexible wire rope lifting anchor, designed to improve efficiencies when manufacturing and installing twin wall systems. The ease of installation, its light weight and strength of the anchor guarantee a high degree of safety when transporting and installing twin wall systems.

Scan the QR code to download our full technical manual.



ECA-Lift Transport Anchors with Cross Bar

The patented ECA-lift Anchor is a new flexible wire rope lifting anchor, designed to improve efficiencies when manufacturing and installing twin wall systems. This version has the added benefit of the additional steel cross bar, providing extra stability.



3 tonne Anchor				
Product Code	Width (mm)	Length (mm)	Safe Working Load (kg)	Pallet Size
TAE3T120	120	616	3000	780
TAE3T130	130	613	3000	780
TAE3T140	140	610	3000	720
TAE3T150	150	607	3000	720
TAE3T160	160	604	3000	660
TAE3T170	170	602	3000	660
TAE3T180	180	649	3000	600
TAE3T190	190	646	3000	600
TAE3T200	200	643	3000	540
TAE3T210	210	640	3000	540
TAE3T220	220	637	3000	480
TAE3T230	230	634	3000	480
TAE3T240	240	682	3000	480
TAE3T250	250	679	3000	480
TAE3T260	260	676	3000	480
TAE3T270	270	673	3000	420
TAE3T280	280	670	3000	420
TAE3T290	290	667	3000	420
TAE3T300	300	665	3000	360
TAE3T310	310	712	3000	360
TAE3T320	320	709	3000	360
TAE3T330	330	706	3000	300
TAE3T340	340	703	3000	300
TAE3T350	350	700	3000	300
TAE3T360	360	697	3000	250
TAE3T370	370	745	3000	250
TAE3T380	380	742	3000	250
TAE3T390	390	739	3000	200
TAE3T400	400	739	3000	200

5 tonne Anchor				
Product Code	Width (mm)	Length (mm)	Safe Working Load (kg)	Pallet Size
TAE5T120	120	666	5000	550
TAE5T130	130	663	5000	550
TAE5T140	140	660	5000	500
TAE5T150	150	707	5000	500
TAE5T160	160	704	5000	450
TAE5T170	170	702	5000	450
TAE5T180	180	699	5000	400
TAE5T190	190	696	5000	400
TAE5T200	200	693	5000	380
TAE5T210	210	690	5000	380
TAE5T220	220	737	5000	340
TAE5T230	230	734	5000	340
TAE5T240	240	732	5000	340
TAE5T250	250	729	5000	340
TAE5T260	260	726	5000	340
TAE5T270	270	723	5000	300
TAE5T280	280	770	5000	300
TAE5T290	290	767	5000	300
TAE5T300	300	765	5000	300
TAE5T310	310	762	5000	300
TAE5T320	320	759	5000	250
TAE5T330	330	756	5000	250
TAE5T340	340	753	5000	250
TAE5T350	350	800	5000	250
TAE5T360	360	797	5000	200
TAE5T370	370	795	5000	200
TAE5T380	380	792	5000	200
TAE5T390	390	789	5000	150
TAE5T400	400	786	5000	150

3 tonne Anchor				
Product Code	Width (mm)	Length (mm)	Safe Working Load (kg)	Pallet Size
TAE3T120CB	120	616	3000	780
TAE3T130CB	130	613	3000	780
TAE3T140CB	140	610	3000	720
TAE3T150CB	150	607	3000	720
TAE3T160CB	160	604	3000	660
TAE3T170CB	170	602	3000	660
TAE3T180CB	180	649	3000	600
TAE3T190CB	190	646	3000	600
TAE3T200CB	200	643	3000	540
TAE3T210CB	210	640	3000	540
TAE3T220CB	220	637	3000	480
TAE3T230CB	230	634	3000	480
TAE3T240CB	240	682	3000	480
TAE3T250CB	250	679	3000	480
TAE3T260CB	260	676	3000	480
TAE3T270CB	270	673	3000	420
TAE3T280CB	280	670	3000	420
TAE3T290CB	290	667	3000	420
TAE3T300CB	300	665	3000	360
TAE3T310CB	310	712	3000	360
TAE3T320CB	320	709	3000	360
TAE3T330CB	330	706	3000	300
TAE3T340CB	340	703	3000	300
TAE3T350CB	350	700	3000	300
TAE3T360CB	360	697	3000	250
TAE3T370CB	370	745	3000	250
TAE3T380CB	380	742	3000	250
TAE3T390CB	390	739	3000	200
TAE3T400CB	400	739	3000	200

5 tonne Anchor				
Product Code	Width (mm)	Length (mm)	Safe Working Load (kg)	Pallet Size
TAE5T120CB	120	666	5000	550
TAE5T130CB	130	663	5000	550
TAE5T140CB	140	660	5000	500
TAE5T150CB	150	707	5000	500
TAE5T160CB	160	704	5000	450
TAE5T170CB	170	702	5000	450
TAE5T180CB	180	699	5000	400
TAE5T190CB	190	696	5000	400
TAE5T200CB	200	693	5000	380
TAE5T210CB	210	690	5000	380
TAE5T220CB	220	737	5000	340
TAE5T230CB	230	734	5000	340
TAE5T240CB	240	732	5000	340
TAE5T250CB	250	729	5000	340
TAE5T260CB	260	726	5000	340
TAE5T270CB	270	723	5000	300
TAE5T280CB	280	770	5000	300
TAE5T290CB	290	767	5000	300
TAE5T300CB	300	765	5000	300
TAE5T310CB	310	762	5000	300
TAE5T320CB	320	759	5000	250
TAE5T330CB	330	756	5000	250
TAE5T340CB	340	753	5000	250
TAE5T350CB	350	800	5000	250
TAE5T360CB	360	797	5000	200
TAE5T370CB	370	795	5000	200
TAE5T380CB	380	792	5000	200
TAE5T390CB	390	789	5000	150
TAE5T400CB	400	786	5000	150

Nirvana Insulation Pins

Nirvana Pins are an Insulated Concrete Sandwich Panel System that maximizes thermal efficiency by combining insulation with the high thermal mass properties of concrete.

Nirvana Pins lock the insulation layer between the internal and external structural concrete layer. They are made from protruded glass reinforced polyester resin providing exceptional tensile and flexural strengths, with low heat conductivity and high heat capacity. These heat transfer properties are particularly important otherwise the pin will form a thermal bridge between concrete layers, greatly reducing the R-value. Pins are placed in a grid pattern and around perimeters of openings. All structures require correct design to ensure they will withstand the forces exerted during their service life. This includes the weight of the structure, wind loads, seismic loads, and any other dynamic forces that could be anticipated. The internal concrete section of wall panels containing Nirvana Pins form the structural load bearing wall, this will contain lifting anchors for moving the unit into place, connection points for fixing, and steel reinforcing bar and mesh to support the structure throughout its life.



Nirvana Insulation Pins

Product Code	Pin Dia. (mm)	Length (mm)	Pack Size	Pallet Size
NVC10X130	10	130	500	20000
NVC10X150	10	150	500	20000
NVC10X160	10	160	450	18000
NVC10X170	10	170	450	18000
NVC10X175	10	175	450	18000
NVC10X180	10	180	450	18000
NVC10X185	10	185	450	18000
NVC10X195	10	195	400	16000
NVC10X200	10	200	400	16000
NVC10X205	10	205	400	16000
NVC10X225	10	225	350	16000
NVC10X250	10	250	350	14000
NVC10X260	10	260	300	12000
NVC10X275	10	275	250	10000
NVC10X290	10	290	250	10000
NVC10X300	10	300	250	10000
NVC10X310	10	310	250	10000
NVC10X360	10	360	250	10000



Technical Support

Technical Support is an essential part of the Euro Accessories service. We take great pride in offering full in-house technical support and continuous analysis on all the products within our range. This means you can get an answer quickly when you need it and be confident our products meet all of their fundamental requirements.

Technical Literature available upon request or for download from euroacc.co.uk



Keep up to date



Scan the QR code to visit www.euroacc.co.uk, to see the latest Double Walling product updates, and to download our technical manuals

IP PIR Insulation Boards

Product Code	Thickness (mm)	Width (mm)	Length (mm)	Thermal Conductivity (w/mk)	R _D - Value (m ² K/W)
IPPIR040	40	1200	2400	0.022	1.80
IPPIR050	50	1200	2400	0.022	2.25
IPPIR060	60	1200	2400	0.022	2.70
IPPIR070	70	1200	2400	0.022	3.15
IPPIR080	80	1200	2400	0.022	3.60
IPPIR090	90	1200	2400	0.022	4.05
IPPIR100	100	1200	2400	0.022	4.50
IPPIR110	110	1200	2400	0.022	5.00
IPPIR120	120	1200	2400	0.022	5.45
IPPIR130	130	1200	2400	0.022	5.90
IPPIR140	140	1200	2400	0.022	6.35
IPPIR150	150	1200	2400	0.022	6.80
IPPIR160	160	1200	2400	0.022	7.25
IPPIR170	170	1200	2400	0.022	7.70

Other thicknesses available on request.

IP PIR 022 is a straight edge insulation panel with a core of rigid polyisocyanurate (PIR) foam, faced on both sides with gas diffusion tight multi-layered complex. Specially designed for use with precast concrete sandwich panels.




Key features:
Edge Finishing. Straight Edges
Lambda (λ). 0.022W/mK
Fire Performance. Euroclass F
Compressive Strength. ≥120kPa

PIR Standard Insulation Boards

Product Code	Thickness (mm)	Width (mm)	Length (mm)	Thermal Conductivity (w/mk)	R _D - Value (m ² K/W)
PIR060	60	1200	2400	0.022	2.70
PIR070	70	1200	2400	0.022	3.15
PIR080	80	1200	2400	0.022	3.60
PIR090	90	1200	2400	0.022	4.05
PIR100	100	1200	2400	0.022	4.50
PIR110	110	1200	2400	0.022	5.00
PIR130	130	1200	2400	0.022	5.90
PIR140	140	1200	2400	0.022	6.35
PIR150	150	1200	2400	0.022	6.80
PIR165	165	1200	2400	0.022	7.50
PIR200	200	1200	2400	0.022	9.05

Other thicknesses available on request.

Standard foil back Insulation Boards are manufactured from rigid polyisocyanurate (PIR) using a blowing agent that has zero ozone depletion potential (zero ODP) and low global warming potential (GWP).



Wool Insulation Board

Product Code	Thickness (mm)	Width (mm)	Length (mm)	Thermal Conductivity (w/mk)
WIB060	60	600	2000	0.038
WIB070	70	600	2000	0.038
WIB080	80	600	2000	0.038
WIB090	90	600	2000	0.038
WIB100	100	600	2000	0.038
WIB110	110	600	2000	0.038
WIB120	120	600	2000	0.038
WIB130	130	600	2000	0.038
WIB140	140	600	2000	0.038
WIB150	150	600	2000	0.038
WIB160	160	600	2000	0.038
WIB170	170	600	2000	0.038
WIB180	180	600	2000	0.038

Non-combustible Wool Insulation Boards are designed for precast concrete sandwich panels. They provide an A1 non-combustible core material with thicknesses ranging from 60mm up to 200mm.



Key features:
Combustibility: Euroclass, EN13501
Calorific Value: ≥2Mj/kg, Limit for A1, EN13501
Fire Resistance: 1000°C, DIN 4102
Compressive Strength: 30 kPa

Other thicknesses available on request.

Double Wall Dowels - M12

Product Code	Description	Pack Size	Pallet Qty
DWDC12	Complete with disc	250	12,500
DWD12	without disc (use with DWDM12)	250	12,500



A cast in plastic insert that readily accepts M12 bolts. These items are used to provide a secure temporary works fixing point when installing push pull props to support prefabricated wall panels during installation. Suitable for single skin, twin wall and insulated panels. The use of plastic ensures that the redundant fixing will not corrode or stain the finished concrete.

Double Wall Dowels - 16mm

Product Code	Description	Pack Size	Pallet Qty
DWDC16	Complete with disc	250	12,500
DWD16	without disc (use with DWDM16)	250	12,500



A cast in plastic insert that readily accepts DWDS16 bolts. These items are used to provide a secure temporary works fixing point when installing push pull props to support prefabricated wall panels during installation. Suitable for single skin, twin wall and insulated panels. The use of plastic ensures that the redundant fixing will not corrode or stain the finished concrete. Use in conjunction with DWDM16 and DWDS16 (below).



Scan the QR code for installation video.

Double Wall Dowel Magnetic Plate


Product Code	Description	Pack Size	Pallet Qty
DWDM12	For use with DWD12	250	12,500
DWDM16	For use with DWD16	250	12,500



Used for securely fixing Double Wall Dowels to steel shuttering system.

Double Wall Dowel Screw

Product Code	Description	Pack Size	Pallet Qty
DWDS16	For use with DWD16	10	12,500



A 16mm diameter x 145mm long quick thread screw specifically designed for use with DWD16.

Prop Socket

Product Code	Thread (M)	Length (mm)	Plate Dia (mm)	Plat Thickness (mm)	Load (kN)	Pack Size
SFP1643	16	43	70	5	17	250
SFP1645	16	45	50	3	20	250



A low profile metric threaded fixing socket ideal for connecting temporary supports to wall panels. These sockets can be used with or without additional anchorage reinforcement. Minimum concrete strength 25N/mm².

One Gang Electrical Box

Product Code	Length (mm)	Width (mm)	Depth (mm)	Hole (mm)	Screw Spacing (mm)	Pack Size
EBK1	89	89	60	68 x 68	60.3	100

A simple 2 part back box system for flush fitting single gang electrical items such as switches, sockets and sensors. The two part system prevents concrete entering cable ducting voids, eliminating any time consuming and noisy chopping out processes after the concrete has cured. All boxes are produced to match socket dimensions and fixing centres in accordance with BS4662:2006. For seamless cable routing use in conjunction with double skin flexible conduit.



CE

Two Gang Electrical Box

Product Code	Length (mm)	Width (mm)	Depth (mm)	Hole (mm)	Screw Spacing (mm)	Pack Size
EBK2	149	89	60	68 x 128	120.6	100

A simple 2 part back box system for flush fitting two gang electrical items such as switches, sockets and sensors. The two part system prevents concrete entering cable ducting voids, eliminating any time consuming and noisy chopping out processes after the concrete has cured. All boxes are produced to match socket dimensions and fixing centres in accordance with BS4662:2006. For seamless cable routing use in conjunction with double skin flexible conduit.



CE

Slide Nuts

Product Code	Length (mm)	Height (mm)	For use with	Pack Size
EBKSN	30	12	EBK1 & EBK2	100

Each Electrical Box requires two Slide Nuts. The Sliding Nut is clipped into the box to receive the screw for fixing the socket by the electrician.



CE

Conduit

Product Code	Dia. (mm)	Roll Length (mtr)	For use with	Pack Size
EBKC25	25	50	EBK1 & EBK2	1
EBKC32	32	25		1
EBKC40	40	25		1
EBKC50	50	25		1

Double skin flexible conduit with a low friction inner surface, used in conjunction with the range of precast concrete electrical boxes to provide reliable obstruction free cable routing in precast concrete units.



CE

Steel Electrical Boxes

Product Code	Description	Length (mm)	Width (mm)	Depth (mm)	Hole (mm)	Pack Size
SEB125	One Gang	70	70	25	20	100
SEB135	One Gang	70	70	35	20	100
SEB147	One Gang	70	70	47	20 & 25	100
SEB225	Two Gang	130	70	25	20	100
SEB235	Two Gang	130	70	35	20 & 25	100
SEB247	Two Gang	130	70	47	20 & 25	100

One and Two Gang Steel Electrical back boxes are available in various depths.



Spiral Void Former

Product Code	Internal Dia. (mm)	Thickness (mm)	Length (mtr)	Weight (Kg/mtr)
WVF040	40	0.4	3	0.37
WVF050	50	0.4	3	0.47
WVF060	60	0.4	3	0.55
WVF065	65	0.4	3	0.60
WVF070	70	0.4	3	0.65
WVF080	80	0.4	3	0.73
WVF090	90	0.4	3	0.80
WVF100	100	0.4	3	0.90
WVF120	120	0.4	3	1.05
WVF135	135	0.4	3	1.16
WVF150	150	0.4	3	1.32

Other diameters, thicknesses and lengths are available on request.



Ideal for low cost, light weight, non-porous cell former within concrete bridge decks. Can also be used as column formers.

Grout Tube


Product Code	Colour	Finish	Internal Dia. (mm)	Length (mtr)
WVFGTC	Clear	Smooth	25	30
EBKC32	Beige	Ribbed	32	25
EBKC40	Beige	Ribbed	40	25
EBKC50	Beige	Ribbed	50	25



Grout Tube to allow filling of the void created by the void former.

Grout Tube Fixing Pin

Product Code	Thread (M)	Length (mm)	Pack Size (no)
WVFGTFP	16	85	250



Connects to our Magnetic Holding Plate (SMH16 & SMHD16). Used to position Grout Tube against the mould.

Flexible Spiral Void Former

Product Code	Internal Dia. (mm)	Thickness (mm)	Length (mtr)	Weight (Kg/mtr)
WVFFL040	40	0.4	3	0.37
WVFFL050	50	0.4	3	0.47
WVFFL060	60	0.4	3	0.55
WVFFL065	65	0.4	3	0.60
WVFFL070	70	0.4	3	0.65
WVFFL080	80	0.4	3	0.73
WVFFL090	90	0.4	3	0.80
WVFFL100	100	0.4	3	0.90
WVFFL120	120	0.4	3	1.05
WVFFL135	135	0.4	3	1.16
WVFFL150	150	0.4	3	1.32

Other diameters, thicknesses and lengths are available on request.



Saddle Kit

Product Code	Included	Pack Size (no)
WVFS	Saddle / Foam	250



Saddle Kits are designed to secure the Grout Tube to the Void Former.

Spiral Void Former End Caps

Product Code	To Suit i/d Dia. (mm)	Pack Size (no)
VFEC040	40	250
VFEC050	50	250
VFEC060	60	250
VFEC070	70	200
VFEC080	80	200
VFEC090	90	100
VFEC100	100	100
VFEC120	120	100
VFEC135	135	50
VFEC150	150	50




Push fit end caps are used to stop foreign particles from entering the void former.

Flat Oval Void Former

Product Code	Internal Dia. (mm)	Thickness (mm)	Length (mtr)
WVFO075025	75 x 25	0.4	3
WVFO055095	55 x 95	0.4	3
WVFO060120	60 x 120	0.4	3
WVFO070120	70 x 120	0.4	3
WVFO085055	85 x 55	0.4	3
WVFO090050	90 x 50	0.4	3
WVFO110050	110 x 50	0.4	3
WVFO115050	115 x 50	0.4	3
WVFO120050	120 x 50	0.4	3
WVFO120080	120 x 80	0.4	3
WVFO165065	165 x 65	0.4	3

Other diameters, thicknesses and lengths are available on request.



Ideal for low cost, light weight, non-porous cell former within concrete bridge decks. Can also be used as column formers.

Spiral Void Former Ribbed End Caps

Product Code	To Suit i/d Dia. (mm)	Pack Size (no)
VFECR040	40	250
VFECR050	50	250
VFECR060	60	250
VFECR070	70	200
VFECR080	80	200
VFECR090	90	100
VFECR100	100	100
VFECR120	120	100
VFECR135	135	50
VFECR150	150	50



As above but with the added benefit of specially designed ribs for a more secure fit.

Precast Fastening Plates

Product Code	Plate Size (mm)	Plate Thickness (mm)	Height (mm)	Pin Centres (mm)
PFP050100	50 x 100	8	68	60
PFP100100	100 x 100	8	68	60 x 60
PFP100150	100 x 150	10	70	60 x 90
PFP150150	150 x 150	12	162	90 x 90
PFP100200	100 x 200	12	162	60 x 120
PFP200200	200 x 200	12	162	120 x 120
PFP250250	250 x 250	15	165	170 x 170
PFP100300	100 x 300	15	165	60 x 180
PFP200300	200 x 300	15	165	120 x 180
PFP300300	300 x 300	15	165	180 x 180



Precast Fastening Plates are designed for use in precast concrete. They are used for transferring loads to concrete from other structures through a welded connection. Bespoke sizes available on request.

Wall Shoes

Product Code	Bolt (M)	Shoe Size (mm)	Bar Size (mm)	Bars (no)
WS1602	16	L.80 x W.119 x H.80	12 x 630	2
WS2002	20	L.90 x W.124 x H.90	16 x 800	2
WS2402	24	L.110 x W.129 x H.105	20 x 965	2
WS3002	30	L.120 x W.144 x H.115	25 x 1170	2
WS3902	39	L.145 x W.165 x H.140	32 x 1600	2
WS3004	30	L.130 x W.145 x H.120	25 x 1460	4
WS3604	36	L.150 x W.164 x H.140	32 x 1765	4
WS3904	39	L.150 x W.165 x H.147	25 x 1650	4
WS4504	45	L.175 x W.180 x H.162	32 x 2015	4
WS5204	52	L.230 x W.210 x H.185	32 x 2215	4



Wall Shoes are used to create tension splices for connections between precast concrete walls and foundations or between two precast walls. Full technical guidance available on request.

Balcony Hinges

Product Code	Length (mm)	Plate Height (mm)	Width (mm)	Bar Width (mm)	Bolt (M)
BH030	please specify	100	86	265	30
BH036	please specify	100	96	275	36



Balcony Hinges are used in precast concrete units to transfer horizontal loads from the balcony slab to the floor. They also allow for vertical movement of the balcony which can be caused by temperature changes.

Column Shoes

Product Code	Bolt (M)	Shoe Size (mm)	Bar Size (mm)	Bars (no)
CS1602	16	L.80 x W.80 x H.102	12 x 597	2
CS2002	20	L.83 x W.83 x H.100	16 x 820	2
CS2402	24	L.90 x W.90 x H.125	16 x 1185	2
CS3002	30	L.95 x W.95 x H.140	20 x 1390	2
CS3902	39	L.120 x W.120 x H.220	25 x 1910	2
CS3003	30	L.105 x W.105 x H.200	20 x 1340	3
CS3603	36	L.118 x W.118 x H.190	25 x 1585	3
CS3903	39	L.125 x W.125 x H.225	25 x 1915	3
CS4503	45	L.148 x W.148 x H.290	32 x 2090	3
CS5203	52	L.148 x W.148 x H.395	32 x 2815	3



Column Shoes are used as a safe and fast solution to connect precast concrete columns and foundations or between two precast concrete columns. Full technical guidance available on request.

Precast Slab Supports

Product Code	Description	Length (mm)	Box (mm)	Thickness (mm)
PSSR10	with 10mm Rebar	565	100 x 100	4
PSSR12	with 12mm Rebar	565	100 x 100	4
PSSP16	with 15mm Anchor Pins	565	100 x 100	4
PSSI	Inner Tube	660	90 x 90	6



Precast Slab Supports are designed to transfer the loads of precast concrete slabs through to the supporting wall or other concrete structures. They are available with welded rebar or welded anchor pins.

Bolt Connections

Product Code	Thread (M)	Bar Size (mm)	Bars (no)	Product Code	Thread (M)	Bar Size (mm)	Bars (no)
BCMP16810	16	16 x 810	1	BCMS16280	16	12 x 280	1
BCMP20960	20	20 x 960	1	BCMS20350	20	20 x 350	1
BCMP251160	24	25 x 1160	1	BCMS24430	24	25 x 430	1
BCMP321460	30	32 x 1460	1	BCMS32500	30	32 x 500	1
BCMP402000	39	40 x 2000	1	BCMS39700	39	40 x 700	1
BCHP301705	30	25 x 1705	2	BCHS30670	30	25 x 670	2
BCHP361370	36	20 x 1370	4	BCHS36740	36	20 x 740	4
BCHP391710	39	25 x 1710	3	BCHS39880	39	25 x 880	3
BCHP451720	45	25 x 1720	4	BCHS45980	45	25 x 980	4
BCHP521860	52	32 x 1860	4	BCHS521140	52	32 x 1140	4
BCHP602362	60	32 x 2362	4	BCHS601330	60	32 x 1330	4



Bolt Connections are used to anchor concrete or steel structures into concrete base structures. BCMP and BCMS are design for use on moderate loads. BCHP and BCHS are design for use on high loads.



MAGNETIC SYSTEMS

Magnetic Boxes 177
Shuttering Profiles 178
Weckenmann Moulds 179 - 180
Magnetic Accessories 181 - 182



Magnetic Boxes enable a quick and secure fastening of the shuttering profile and built-in components. They contain a switchable magnet unit and by depressing the button on top, the magnetic force is activated. In deactivated mode the magnet box is easy to position. The magnetic box can be equipped with various adapters and hold-down devices by means of the threaded holes integrated on the top of the box.

Magnetic Box

Product Code	Adhesion (kg)	Length (mm)	Width (mm)	Height (mm)	Weight (kg)
WMB911	1000	267	68	60	4.3
WMB1811	1800	267	104	60	7.3
WMB2112	2100	267	104	60	7.3
WMB2511	2400	267	133	70	9.7



Magnetic Box - Small

Product Code	Adhesion (kg)	Length (mm)	Width (mm)	Height (mm)	Weight (kg)
WMB811	800	139	100	60	3.5

Magnetic Box Adaptor

Product Code	To Suit	Height (mm)
WMBA35	Shuttering 100 - 160mm	35
WMBA75	Shuttering 140 - 200mm	75
WMBA135	Shuttering 200 - 260mm	135
WMBA175	Shuttering 240 - 300mm	175
WMBA235	Shuttering 300 - 360mm	235



The adaptor connects to the magnet to secure wood or metal shuttering.


Magnetic Box Release Tool

Product Code	Height (mm)	Weight (kg)
WMBRT	820	2.1




The release tool is used to deactivate the magnet.

Shuttering Profiles




A - Series

Profiles for the manufacturing of floor slabs and double walls. Light for easy manual handling or optional robot usage and available with integrated magnets.




M - Series

High precision, dual-sided shuttering profile for the manufacturing of solid elements, sandwich panels, slabs and facades in standard thicknesses. Suitable for robot usage and with integrated switchable magnets.



M-Basis / M-Top - Series

Robot compatible, dual-sided shuttering profile in a modular system based on the classic Weckenmann M-Series for manufacturing of solid elements, sandwich panels, slabs and facades in changing thicknesses.



X-Uni - Series

The magnetic carrier system for wood shutters, for manufacturing diverse products in individual customers specifications. X-Uni consists of a bolt-on adapter in combination with a switchable magnetic box and tool free eccentric clamps for a quick attachment.



X-Uni S - Series

Exchangeable steel shuttering profiles for the manufacturing of diverse products, especially suited for door and window frames in variable dimensions.



Product Key:



Suitable for Robot handling

The shuttering profile has two shuttering sides with uniform or different profiling.



Can be used on both sides

The shuttering profile is suitable for shuttering and demoulding by a shuttering robot.



Integrated suitable magnets

High-performance magnetic strips based on rare earth magnet technology are installed, which are mechanically activated or deactivated.



Extension with attachment profiles

The shuttering is made ready to accept an attachment profile, which allows extending the height of the profile.



Wooden Planking

The customer can attach wooden shuttering panels.



Magnetic Box fastening

The shuttering system is based on fastening using Magnet boxes M.



Scan the QR code to view double wall factory video.



Battery Moulds



The compact Weckenmann battery moulds simplify the production process of vertically fabricated wall and floor slabs with smooth mould surfaces on both sides. Battery moulds can be used as stationary as well as mobile systems.

The floor-running principle allows free and easy access between the open panels. Simple demoulding even at low crane hook heights is guaranteed. The chambers can be opened and closed either manually or by motor. The outer panels are moved by means of electric drives. It is operated via radio remote control. In the basic version the moulds are moved mechanically by hand. The vibration-optimised design and the use of special vibrators ensure optimum compaction and the best surface finish. The noise during compaction and wear are reduced.

Pile Shuttering



Piles are used to produce sound foundations in poor subsoil conditions.

Piles are either produced on stationary shuttering tables or on circulation systems. They can be produced from loose reinforced concrete or prestressed concrete. Piles are generally produced in various adjacent formwork pipes, whereby the dimensions of the concrete pile can be freely adjusted to match any size.

Self-stressing formwork is used for the production of prestressed piles. The tip of the pile is formed with a magnetically fixed formwork mould that can be opened upward to simplify the demoulding process. Filling, compacting and levelling of the concrete is done with a concrete spreader.

Tilting Tables



Customised Weckenmann tilting tables allow the horizontal production of walls, facades and special elements. Our production tables have premium-quality mould faces and high frequency vibrators for perfect concrete compaction. The individual side rails can be customised. Our users produce premium-quality precast concrete parts with our tilting tables, which can be set upright to about 80 degrees with integrated tilting hydraulics or with a tilting mechanism in conjunction with the overhead crane to facilitate demoulding.

The tilting movement is executed by two or more parallel-operating hydraulic cylinders or a tilting mechanism with support in the vertical position for crane application.

Fixed high-frequency vibrators (optional) below the tilting table guarantee optimum concrete compaction. The compaction energy is infinitely adjustable by a frequency converter. The optional heating system supplies heating pipes attached below the shuttering sheet with hot water or thermal oil.

TT Moulds



The TT-moulds for the production of wide-span, high-strength roof and floor slabs are custom manufactured according to their dimensions and functions.

The concrete is compacted as required with fixed high-frequency vibrators, which are attached to the support structure and guarantee optimal concrete compaction. The compaction energy is infinitely adjustable by a frequency converter. The optional heating system supplies the attached heating pipes with hot water or thermal oil.

Our TT-moulds come with the equipment needed for the application of prestressed concrete technology. We supply complete stressing technology in conjunction with prestressing beds.

Shuttering Pallets



Shuttering pallets are used in circulation systems to produce a wide variety of precast concrete parts. The high-quality finish of the mould surface and the rigid, weight-optimised structure have a significant influence on the quality and handling ability of the final products in the automated production process.

Our shuttering pallets are used in circulation systems as mobile moulds that are transported from station to station.

Our shuttering pallets are made of special shuttering steel to ensure the special flatness grade of the mould face. This allows our users to produce precast concrete elements with the highest surface quality. The individual side rails can be customised.

Formwork for Stairs



Stairs with or without a landing are manufactured either in a horizontal position and stationary in single moulds or in circulation; alternatively, it can also be produced in upright single or battery moulds.

Stair precast parts can be manufactured horizontally on a pallet or on a production table. This allows saving on the additional vibration and heating systems.

We supply the following production variants:

- The shuttering module for placing on a production table or on the shuttering pallet of a floor slab or wall circulation system.
- Upright single moulds with vibration system for spiral stairs or stairs with a landing.
- Shuttering module for stationary installation in a battery mould.
- Modular design with replaceable and adjustable landings.

Moulds for Columns & Beams



Moulds for structural precast concrete elements such as columns, trusses, girders and main beams must be as flexible and easy as possible to use to enable cost-efficient production.

Extremely adaptable shuttering systems are required for the efficient and profitable production of structural precast concrete elements (columns, trusses, girders, main beams). Weckenmann column and beam moulds allow high-quality, structural precast parts to be produced efficiently. We supply these mould systems with hydraulic or manual adjustment.

The mould face from either wood or steel is mounted in segments to the removable vertical supports. This allows the easy production of consoles and cross-sections.

The vibration-optimised design and the use of special vibrators ensure optimum compaction and the best surface finish. The optional built-in heater pipes can be operated with hot water or thermal oil. The consistent temperature distribution ensures the even and energy-saving heating of the precast parts.

Volume Moulds



Volume moulds are used for the production of lift shafts, ventilation shafts and other three dimensional precast concrete parts.

Our volume moulds for three-dimensional precast concrete parts such as lift shafts, sanitary modules or ventilation shafts are always produced according to customer specifications. The decisive factors are the desired design and dimensions.


Facts and Advantages:

- The side parts of our volume moulds can be moved. The floor-running half-shell principle allows better access to the opened formwork for cleaning, moulding and reinforcement work.
- Vibration-optimised design and use of special vibrators to achieve optimum, low-noise compaction and best surface finishes. The optional built-in heater pipes can be operated with hot water or thermal oil. Consistent temperature distribution ensures the even and energy-saving heating of the precast parts.
- The formwork core is tapered for demoulding.

Magnetic Nailing Plate - Button Magnet

Product Code	Thread Dia. (M)	Width (mm)	Thickness (mm)
SMH12	12	60	10
SMH16	16	60	10
SMH20	20	60	10
SMH24	24	80	10
SMH30	30	80	10
SMH36	36	110	10
SMH42	42	110	10
SMH52	52	110	10

Larger width available on request.



Durable magnetic system designed to fix cast-in sockets to steel formwork.

Magnetic Rubber Former


Product Code	Load Group (kg)	Height (mm)	Width (mm)	Hole Dia. (mm)
LAPRFM013	1300	27	60	19
LAPRFM025	2500	32	79	30
LAPRFM050	5000	42	93	69
LAPRFM100	10000	52	116	48



Magnetic former to be used with standard Pin Anchors combined with the Rubber Rings.

Magnetic Nailing Plate - Disc Magnet


Product Code	Thread Dia. (M)	Width (mm)	Thickness (mm)
SMHD12	12	60	10
SMHD16	16	60	10
SMHD20	20	60	10
SMHD24	24	80	10
SMHD30	30	80	10
SMHD36	36	110	10
SMHD42	42	110	10
SMHD52	52	110	10



Durable magnetic system designed with a larger magnetic surface area.

Holding Plate - Magnetic

Product Code	Load Group (kg)	Length (mm)	Width (mm)	Thickness (mm)
LASHPM025	2500	144	62	12
LASHPM050	5000	144	62	12
LASHPM100	10000	210	98	16



Holds the Rubber Former in position on steel beds.

Pipe Pin Magnetic Recess Formers

Product Code	Load Group (kg)	Width (mm)	Hole Dia. (mm)
LAPPRFM013	1300	60	19
LAPPRFM025	2500	74	26
LAPPRFM050	5000	94	36
LAPPRFM100	10000	118	46

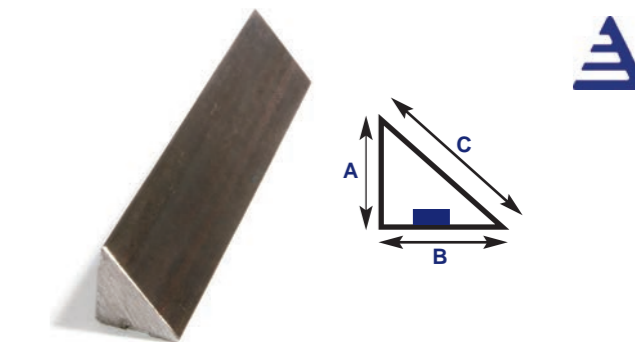


Used to position Pipe Pin Anchors on steel beds. Complete with threaded nut on the base.

Chamfer Magnetic - Single Sided

Product Code	Description	A (mm)	B (mm)	C (mm)	Length (mtr)
CHMS10	Single Sided	10	10	14	3
CHMS15	Single Sided	15	15	21	3
CHMS20	Single Sided	20	20	28	3
CHMS25	Single Sided	25	25	35	3
CHMS30	Single Sided	30	30	42	3

Other lengths available on request.



Magnetic Steel Round Recess Formers

Product Code	Load Group (kg)	Height (mm)	Width (mm)	Hole Dia. (mm)
LAPSFM013	1300	36	63	19
LAPSFM025	2500	44	74	26
LAPSFM050	5000	54	96	36
LAPSFM100	10000	72	122	45





Magnetic former to be used with standard Pin Anchors combined with the Rubber Rings.

Chamfer Magnetic - Double Sided

Product Code	Description	A (mm)	B (mm)	C (mm)	Length (mtr)
CHMD10	Double Sided	10	10	14	3
CHMD15	Double Sided	15	15	21	3
CHMD20	Double Sided	20	20	28	3
CHMD25	Double Sided	25	25	35	3
CHMD30	Double Sided	30	30	42	3

Other lengths available on request.





PRECAST ACCESSORIES

Panel Pads	185
Chain Guards	185
Rebar End Caps	186
Hollowcore End Caps	187
Identification Tags	188
Wall Compression Profiles	190
Stair Nosing Tapes	190

Panel Pads

Product Code	Size (mm)	Pack Size
PP	150 x 60	200
PPL	150 x 60	200



Panel Pads are used as stacking pads for precast units. They prevent the curing stains which occur when stacking on timbers. Also available with plastic legs (PPL) to allow for vertical applications.

Rubber Panel Pads

Product Code	Size (mm)	Pack Size
PPRUB	150 x 60	200
PPRUBW	150 x 60	200



Rubber Panel Pads are designed to limit slipping of concrete and reduce the chance of marking. Also available in white (PPRUBW).

Extendable Panel Pads

Product Code	Size (mm)	Pack Size
PPE	250 x 62	150



Extendable Panel Pads are designed with interlocking clips to allow you to make it to your required length. Also available in our transparent rubber material upon request (PPERUB).

Chain Guards

Product Code	Description	Internal Width (mm)	Height (mm)	Pack Size
CGS	Small	50	80	100
CGL	Large	100	100	50



Chain Guards help to protect precast concrete structures against damage caused by the lifting and transporting chains.

Corner Pieces

Product Code	Width (mm)	Height (mm)	Pack Size
CORP	21	23	2000



For use with strapping when transporting precast units. Helps to protect against damage and marking from banding.

Plastic Block

Product Code	Height (mm)	Length (mm)	Width (mm)	Pack Size
PB	50	145	70	50



A polypropylene moulded block for positioning between precast products when stacking on site or when loading vehicles.

Bridge Deck Spacers

Product Code	Cover (mm)	Bar Dia. (mm)	Pack Size	Pallet Size
BDS16	35	16	500	10000



Used in production of 300mm wide bridge deck slabs to evenly space reinforcement.

End Caps - Heavy Duty

Product Code	Cover (mm)	Bar Dia. (mm)	Pack Size
ECHD201016	20	10-16	500
ECHD251016	25	10-16	500
ECHD301016	30	10-16	500
ECHD351016	35	10-16	500
ECHD401016	40	10-16	500
ECHD501016	50	10-16	500



Heavy Duty End Caps are used to provide the correct concrete cover to the ends of the reinforcement steel, eliminating the possibility of surface staining.

End Caps - Standard

Product Code	Cover (mm)	Bar Dia. (mm)	Pack Size
EC655	6	5.5	5000
EC2048	20	4-8	2500
EC20916	20	9-16	1000
EC2548	25	4-8	1000
EC25916	25	9-16	1000
EC3048	30	4-8	1000
EC30916	30	9-16	1000
EC40916	40	9-16	250



Used to provide the correct concrete cover to the ends of the reinforcement steel, eliminating the possibility of surface staining.

End Caps - Minimal Contact

Product Code	Cover (mm)	Bar Dia. (mm)	Pack Size
ECM100408	10	4-8	1000
ECM150408	15	4-8	1000
ECM150811	15	8-11	500
ECM200408	20	4-8	500
ECM200811	20	8-11	500
ECM201924	20	19-24	250
ECM250408	25	4-8	1000
ECM250811	25	8-11	500
ECM300408	30	4-8	1000
ECM300811	30	8-11	500
ECM301924	30	19-24	250
ECM350408	35	4-8	1000
ECM350811	35	8-11	500
ECM400811	40	8-11	500
ECM450408	45	4-8	1000
ECM450811	45	8-11	500
ECM451216	45	12-16	500



Minimal Contact End Caps are used to provide the correct concrete cover to the ends of the reinforcement steel, eliminating the possibility of surface staining.

Hollowcore End Caps

Product Code	To suit hollow core slab (mm)	Pallet Size
HCEC160	160 and 200	4200
HCEC200	200	10080
HCEC265	265 and 320	2000
HCEC320	320	1440
HCEC400	400 and 450	1100
HCEC450	450 and 500	960



Universal cap suitable for most types of hollowcore slabs.

Plastic Packing Tags

Product Code	Length (mm)	Width (mm)	Thickness (mm)	Pack Size
TAGS	97	43	1.5	1000
TAGL	112	92	1.7	1000



CLIP-FIX

A hard plastic tag manufactured from copolymer polypropylene. This material provides a rigid tag whilst the copolymer gives it a slight flexibility to help prevent them from snapping. Suitable for both indoor and outdoor applications. Other sizes and colours can be manufactured upon request. (Minimum Quantities Apply)

Plastic Insulated Floor Spacer

Product Code	Cover (mm)	Bar Dia. (mm)	Pack Size
PIFS	20	8 - 16	500



CLIP-FIX

This spacer is used to separate and space rebar in insulated precast concrete flooring.

Plastic Identification Tags

Product Code	Colour	Length (mm)	Width (mm)	Thickness (mm)	Pack Size
IDTB	Beige	100	50	2	500
IDTBLA	Black	100	50	2	500
IDTBR	Brown	100	50	2	500
IDTDB	Dark Blue	100	50	2	500
IDTG	Green	100	50	2	500
IDTGL	Gold	100	50	2	500
IDTGR	Grey	100	50	2	500
IDTLB	Light Blue	100	50	2	500
IDTLBL	Blue	100	50	2	500
IDTLV	Lavender	100	50	2	500
IDTO	Orange	100	50	2	500
IDTP	Pink	100	50	2	500
IDTR	Red	100	50	2	500
IDTS	Silver	100	50	2	500
IDTW	White	100	50	2	500
IDTY	Yellow	100	50	2	500



CLIP-FIX

Used to identify reinforcement diameters and combinations within precast concrete units.

Fixing Blocks - With Holes

Product Code	Length (mm)	Height (mm)	Width (mm)	Pack Size
PFBH3730	37	30	14	500
PFBH4337	43	37	18	500



Cast into concrete to facilitate a sturdy fixing if using a screw or nail when the exact position cannot be determined in advance.

Fixing Blocks - Rounded

Product Code	Height (mm)	D1 (mm)	D2 (mm)	D3 (mm)	Pack Size
PFBR	33	40	31	7	500



Cast into concrete to facilitate a sturdy fixing if using a screw or nail when the exact position cannot be determined in advance.

Plastic Shims 18 x 46mm

Product Code	Thickness (mm)	Dimensions (mm)	Pack Size
PSPR10	10	18 x 46	1000



CLIP-FIX

Designed for packing during the erection of precast concrete units.

Label Plate

Product Code	Size (mm)	Pack Size	Pallet Qty
PLP1	150 x 110	250	5000



Placement in wet concrete for attaching A5 self-adhesive label.

CLIP-FIX

Inspection Chamber Lid Lifting Socket


Product Code	Pack Size
BRICS	1000



Plastic socket to accommodate a T bar lifting key in inspection chamber lids.

D Joint Mat

Product Code	Width (mm)	Length (mm)	Thickness (mm)	Pack Size
PDJM200	200	200	2	50
PDJM250	250	250	2	50
PDJM300	300	300	2	25



CLIP-FIX

Wall Panel Spread Anchor Void Former

Product Code	Size (mm)	Pack Size	Pallet Size
WPVF195.48.27	195 x 48 x 27	100	2500
WPVF219.47.20	219 x 47 x 20	100	2500
WPVF297.102.36	297 x 102 x 36	40	1000



These void formers provide a safe, clean and reliable method of accessing the lifting points in pre-stressed wall and floor panels once the side shutters have been removed. They can be manufactured to match any centre or offset tongue and groove profile.

Wall Panel Threaded Socket Void Former

Product Code	Dimensions (mm)	Thread Dia. (M)	Pack Size
MH1	42 x 42 x 29	20	1000
MH2	42 x 42 x 29	24	1000
MH3	42 x 42 x 29	30	1000



These void formers provide a safe, clean and reliable method of accessing the lifting points in pre-stressed wall and floor panels once the side shutters have been removed. These are designed to be used with lifting sockets and can be manufactured to any tongue and groove profile.

Plastic Sealing Clip

Product Code	Type	Dimensions (mm)	Pack Size
PPC	2	20 x 97	1000



Plastic Sealing Clips are used between u-bars to prevent the escape of concrete from the mould.

Pile Cage Heavy Duty A Spacer

Product Code	Cover (mm)	Bar Dia. (mm)	Width (mm)	Pack Size
PAB090820	90	8-20	175	200



This spacer is used on single bar piles to centralise the rebar.

Duct Plug

Product Code	Taper (mm)	Top Hat (mm)	Pack Size	Pallet Size
BRDP	117 to 119	132	100	2500



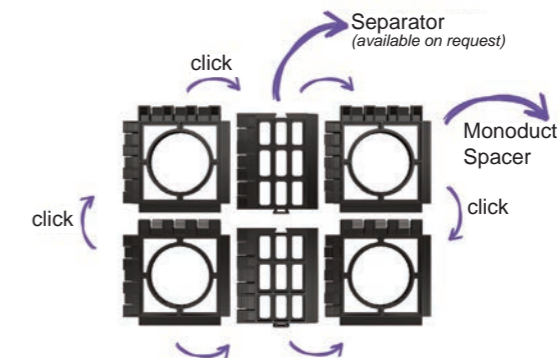


A tapered plastic plug which seals unused duct pipe holes in ducted cable chambers.



Monoduct Spacer


Product Code	Pipe Dia. (mm)	Pack Size
MDS050	50	100
MDS075	75	100
MDS090	90	100
MDS110	110	100
MDS140	140	100
MDS160	160	100
MDS200	200	100

A plastic spacer for positioning duct pipes in different diameters horizontally and vertically.



Stair Nosing Tape

Product Code	Description	Width (mm)	Length (mm)	Pack Size
SNTS50	Sandblast	50	50	12
SNTF50	Frost	50	50	12



Stair Nosing Tapes are available in 2 different patterns, Sandblast and Frost.

Stair Nosing Tape Roller

Product Code	Description	Pack Size
SNTR	Roller	1

Used in conjunction with Stair Nosing Tape to ensure a secure fit.



BESPOKE INJECTION PLASTICS



Customer Requirement



CAD Design



Rapid Prototyping



In House Tool Making



30 Years Experience



Large Capability



UK Production



FALL PROTECTION

Rapid Post System	193
Cast-in Rail Box	193
Scissorsafe Systems	194



Pin Anchor Rapid Post System

Product Code	Compatible Pin Load Group (kg)	Length (mm)
ND025	2500	1100
ND050	5000	1100

The Non-Drill Rapid Post System utilises the Euro Accessories Pin Anchor lifting system as a ready-made fixing point for fencing, handrails and signposts. The Non-Drill post engages with the head of the Pin Anchor system and is simply rotated until the plate on the Non-Drill post tightens against the concrete surface. There is no drilling, digging or bolting required to install the posts. The Non-Drill system comes in two formats to engage with either the 2.5 tonne, 5.0 tonne Pin Anchors. The Non-Drill system is suitable for either permanent or temporary applications and can be removed without damaging or marking the concrete.

Advantages:


- Used in conjunction with Euro Accessories Pin Anchor System.
- Alleviates the need to use drilling equipment to place fixings for fencing & sign posts.
- No risk of damaging or striking the reinforcement steel with the structure.
- Noise and dust pollution are eliminated entirely from the post installation procedure.
- Guaranteed quality of fixings.



Hand Rail

Product Code	Description	Profile (mm)	Height (mm)	Weight (kg)
HRO	Open Hand Rail	25 x 25	1200	2.1
HRC	Closed Hand Rail	25 x 25	1200	2.1

The Hand Rail System is compiled from two components, the Cast-in Box and the Hand Rail. It is used to offer temporary edge protection on site.



Hand Rail Cast-in Box

Product Code	Description	Profile (mm)	Height (mm)	Pack Size
HRCB	Without Steel	30 x 30	200	100
HRCBS	With Steel	30 x 30	200	50



Edge Protection Anchor Box

Product Code	Height (mm)	Dimensions (mm)	Pack Size
EPAB	120	45 x 45	100



A plastic cast in box, into which a temporary edge protection system can be inserted. It is complete with an air tight lid and winglets to help fix to the reinforcement.



Scissorsafe

Product Code	Pack Size
SS	150



Used to form anchorage points in the concrete, consisting of a 35mm circular disk that is nailed or screwed to decking formwork. The Tee shaped mould is pushed firmly onto the disk. When encased in hardened concrete a void is formed into which the Scissorsafe Anchorage Tool is inserted.

Scissorsafe Anchorage Tool

Product Code	Pack Size
SSAT	1



It is inserted in pre-formed voids cast into the soffits of structures and locked with a 10mm karabiner connected to a fall arrest or work restraint system. Scissorsafe Anchorage tool's won't allow connection until fully engaged in the concrete and can't close or slip until purposely removed by the user. When locked into the anchorage point it provides a 12 kN fall arrest anchorage in any direction, compliant to BS EN 795 Class B. Scissorsafe anchors should be inspected and recertified annually in order to ensure continued safety.

Scissorsafe Cover Disk

Product Code	Pack Size
SSC	150



These durable plastic disks are easily removed using only a screwdriver or chisel and are re-inserted when the work has been completed

Scissorsafe Magnetic Pedestal

Product Code	Pack Size
SSMP	1



This component is used when the floor or balcony section is poured top down. The magnet is fitted with a scissorsafe void former which is cast into the concrete. When the concrete section is lifted from the formwork, the magnet remains in contact with the bottom shutter for the next pour after adding more void formers.

Omega Cast-in Anchor

Product Code	Pack Size
OCIA	10



The Omega cast-in anchor system has been designed specifically to provide anchorage positions at floor level. The anchor consists of a visible plastic protective housing containing a steel element that when embedded in concrete provides a connection point for a webbing sling, that in turn connects to a temporary lifeline, lanyard or work positioner. Compliant to BS EN 795.



PAVING SLAB & FENCE POST SPACERS

Paving Slab Spacers	197
Tapered Post Spacers	198
Post & Rail Spacers	198
Slotted Post Spacers	199
Gravel Board Spacers	199
T - Beam Spacers	200

Plain Slab Spacer

Product Code	Length (mm)	Pack Size
PSS180	180	2000
PSS370	370	2000
PSS525	525	2500



Designed to protect against marking and protect slabs from damage.

Single Slab Spacers with Bobbles

Product Code	Length (mm)	Pack Size
PSS270	270	500
PSS400	400	500



Slab spacer providing minimum contact and aiding the drying process.

Double Slab Spacers with Bobbles

Product Code	Length x Width (mm)	Pack Size
PSS25080D	250 x 80	1000
PSS25090D	250 x 90	1000



Used to minimise marking and aid the drying process. Used where slabs are stacked back to back.

Double Slab Spacers with Bobbles and Hooks

Product Code	Length x Width (mm)	Pack Size
PSS25090L	250 x 90	1000
PSS250250L	250 x 250	500



Used to minimise marking and aid the drying process. Used where slabs are stacked front to back. Designed to hang from slab.

Zig Zag Spacer

Product Code	Length x Width (mm)	Pack Size
PSSZZ	340 x 200	500



Tapered Post Spacers

Product Code	Post Size w x h (mm)	Bar Size (mm)	Pack Size
FP07575	75 x 75	5 - 10	1000
FP08787	87 x 87	5 - 10	1000
FP090100	90 x 100	5 - 10	1000
FP100100	100 x 100	5 - 10	1000
FP112112	112 x 112	5 - 10	1000
FP125125	125 x 125	5 - 10	500
FP150150	150 x 150	5 - 10	250



Used in security and chain link fence posts.

Post & Rail Spacers


Product Code	Post Size w x h (mm)	Bar Size (mm)	Pack Size
FP075100	75 x 100	5 - 10	1000
FP100125	100 x 125	5 - 10	1000



Used in post and rail fencing.


Post & Rail Spacers

Product Code	Post Size w x h (mm)	Bar Size (mm)	Pack Size
FP125100	125 x 100	5 - 10	500
FP150100	150 x 100	5 - 10	500
FP175100	175 x 100	5.5	500



Cattle Slat Spacers

Product Code	w x h (mm)	Bar Size (mm)	Pack Size
FPCS100150	100 x 150	1 x 8 / 1 x 12	1000
FPCS120140	120 x 140	1 x 8 / 2 x 12	1000
FPCS130160	130 x 160	2 x 12 / 2 x 16	500



Designed for use in the manufacture of single cattle slats.

Slotted Post Spacers

Product Code	Post Size w x h (mm)	Bar Size (mm)	Pack Size
FP10050100	100 x 50 x 100	5 - 10	1000
FP10050120	100 x 50 x 120	5 - 10	1000
FP10050125	100 x 50 x 125	5 - 10	1000

Specifically designed for slotted fence posts that accommodate slot in panels.

Product Code	Post Size w x h (mm)	Bar Size (mm)	Pack Size
FP955095	95 x 50 x 95	5.5	2000

Product Code	Post Size w x h (mm)	Bar Size (mm)	Pack Size
FP1105090	110 x 50 x 90	5 - 6	2000

Product Code	Post Size w x h (mm)	Bar Size (mm)	Pack Size
FP11050120	110 x 50 x 120	5 - 6	1000


Product Code	Post Size w x h (mm)	Bar Size (mm)	Pack Size
FP11850100	118 x 50 x 100	5 - 8	1000

Gravel Board Spacers

Product Code	Description	Bar Size (mm)	Pack Size
FPGB2	2 Bars	5 - 8	2000
FPGB3	3 Bars	5 - 8	1000



Designed specifically for gravel boards and concrete panels. Ensures even distribution of the reinforcement bars.



Sill Spacers


Product Code	w x h (mm)	Bar Size (mm)	Pack Size
FPSS20050	200 x 50	5 - 8	1000
FPSS18085	180 x 85	5 - 8	1000
FPSS25085	250 x 85	5 - 8	500



Designed for use in the manufacture of window sills.

Lintel Spacers

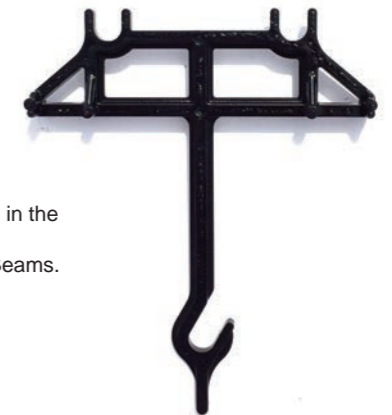
Product Code	w x h (mm)	Bar Size (mm)	Pack Size
FPLS100130	100 x 130	1 x 12 / 1 x 10	1000
FPLS100140	100 x 140	2 x 12	1000



Designed for use in the manufacture of precast lintels.

T - Beams

Product Code	w x h (mm)	Bars (no)	Pack Size
FPTT1	150 x 127	3	500
FPTT2	150 x 127	3	500
FPTT3	150 x 127	5	500
FPTN1	150 x 92	4	1000




Designed for use in the manufacture of prestressed T - Beams.

Wire sizes and positions available on request.

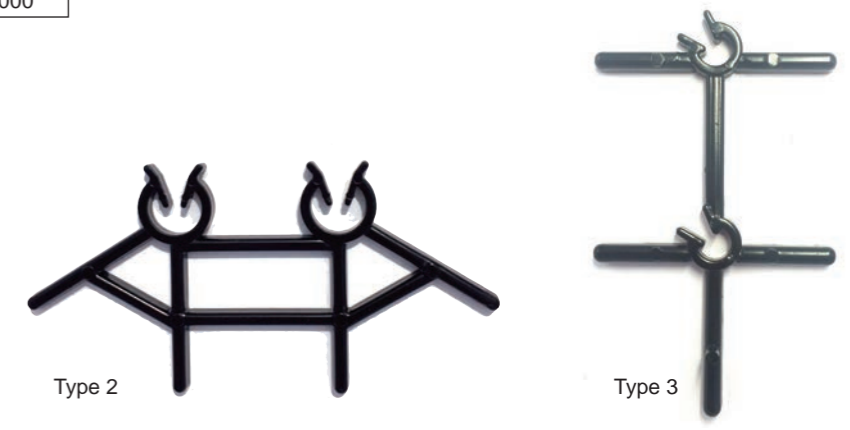
Special Spacers

Product Code	Type	w x h (mm)	Bar Size (mm)	Pack Size
FPS120110	1	120 x 110	5 - 6	1000
FPS150075	2	150 x 75	12	1000
FPS060100	3	60 x 100	6	1000

Euro Accessories have our own in-house tool making facility and can make bespoke plastic spacers specific to customer requirements.



Type 1



Type 2

Type 3



FASTENERS AND FIXINGS

Hex Set Screws	203
Coach Bolts	203
Bright Round Nails	203
Rapid Resin Anchor	203
Insulation Hangers	204
Threaded Bar	204

Hex Set Screw

Product Code	Thread (M)	Length (mm)	Grade	Finish	Pack Size
HSS1230	12	30	8.8	BZP	700
HSS1240	12	40	8.8	BZP	700
HSS1640	16	40	8.8	BZP	100
HSS2050	20	50	8.8	BZP	50



Fully threaded Hex Set Screw for securing fixing plates to sockets.

Insulation Hangers

Product Code	Length (mm)	Plate Size (mm)	Finish	Pack Size	Pallet Size
IH062	62	50 x 50	Galvanised	500	24000
IH089	89	50 x 50	Galvanised	500	18000
IH110	110	50 x 50	Galvanised	500	18000
IH140	140	50 x 50	Galvanised	500	18000
IH160	160	50 x 50	Galvanised	500	12000
IH203	203	50 x 50	Galvanised	500	12000



Self-adhesive Insulation Hangers are used to fix soft insulation material within metal sheeting and cladding systems. These include glass fibre, mineral wool, polystyrene, rigid and flexible PU foam, PIR, phenolic foam, cork and similar materials.

Coach Bolts

Product Code	Thread (M)	Length (mm)	Grade	Finish	Pack Size
HCB12100	12	100	4.6	BZP	50



Versatile fixing generally used on timber-to-timber and timber-to-steel construction. Also known as Carriage Bolts. Coach Bolts come complete with the nut.

Roof Screw

Product Code	Thickness (mm)	Length (mm)	Finish	Pack Size	Pallet Size
FS6.3105BAZ	6.3	105	Dacromet	1000	54000
FS6.3130BAZ	6.3	130	Dacromet	1000	54000



Zinc plated screws for securing fibre cement profiles to steel or timber purlins.

Bright Round Wire Nails

Product Code	Length (mm)	Dia. (mm)	Pack Size (kg)	Pallet Size (no)
BRWN050	50	3.5	15	50
BRWN065	65	3.5	15	50
BRWN075	75	3.5	15	50
BRWN100	100	4.0	15	50




Bright Round Wire Nails are suitable for use in joinery applications where appearance is essential.

Threaded Bar

Thread (M)	Lengths (mtr)	Steel Grades	Steel Finishes
M6	1m & 3m	4.6 & 8.8	BZP / Galvanised / Stainless Steel
M8	1m & 3m	4.6 & 8.8	BZP / Galvanised / Stainless Steel
M10	1m & 3m	4.6 & 8.8	BZP / Galvanised / Stainless Steel
M12	1m & 3m	4.6 & 8.8	BZP / Galvanised / Stainless Steel
M16	1m & 3m	4.6 & 8.8	BZP / Galvanised / Stainless Steel
M20	1m & 3m	4.6 & 8.8	BZP / Galvanised / Stainless Steel
M24	1m & 3m	4.6 & 8.8	BZP / Galvanised / Stainless Steel
M30	1m & 3m	4.6 & 8.8	BZP / Galvanised / Stainless Steel

Threaded Bar, also known as studding is available in grades 4.6 & 8.8 and is supplied with a metric thread as standard.



Cut to length service available.

How to order:

Please state product code 'TB', followed by the Thread Dia, Length, Grade & Finish. e.g. **TB12/3/4.6/Galvanised**.

Rapid Resin Anchor EA

Product Code	Colour	Size (ml)	Pack Size (no)	Pallet Size (no)
RAEA	Light Grey	300	12	600

Larsen Rapid Anchor EA is a styrene free, epoxy acrylate, rapid setting chemical anchor for solid and hollow substrates. Designed for heavy load carrying applications in solid stone or concrete and medium load applications in hollow bricks. Ideal for anchoring fixings, rebar and threaded collars or for repairing broken concrete. Also suitable as a bonding agent for concrete, timber and metals.



Threaded Nuts

Thread (M)	Steel Grade	Steel Finish
M6	4.6 & 8.8	BZP / Galvanised / Stainless Steel
M8	4.6 & 8.8	BZP / Galvanised / Stainless Steel
M10	4.6 & 8.8	BZP / Galvanised / Stainless Steel
M12	4.6 & 8.8	BZP / Galvanised / Stainless Steel
M16	4.6 & 8.8	BZP / Galvanised / Stainless Steel
M20	4.6 & 8.8	BZP / Galvanised / Stainless Steel
M24	4.6 & 8.8	BZP / Galvanised / Stainless Steel
M30	4.6 & 8.8	BZP / Galvanised / Stainless Steel



For use with Threaded Bar.



THREE GREAT SYSTEMS!



1. Fixed Paving and Decking Support Pedestals.
 A fixed base pedestal system where low profile paving and decking is needed, supplied in 5 different sizes from 14mm to 30mm. Our fixed paving and decking support pedestals can easily be divided into several pieces for flexibility.



2. Adjustable Paving Support Pedestals.
 A flexible adjustable paving pedestal system designed for heights between 18mm to 1083mm. The adjustable system has different joint shapes and sizes that lock into the head unit allowing a wide range of shapes, angles and sizes to suit your paving needs. There is also a movable slope corrector APTSC that fits on the head unit for steeper slopes.



3. Adjustable Decking Support Pedestals.
 A flexible adjustable decking pedestal system designed for heights between 18mm to 1083mm. The adjustable system has four different joint shapes and sizes that lock into the head unit for all your joisting and decking needs. There is also a movable slope corrector APTSC that fits on the head unit for steeper slopes.

Karoapp

An adjustable raised flooring system that is used to remove the slope difference in terraces, gardens, footpaths and to reach the desired finished level.

More roofs and balconies are being designed as features on most modern buildings, generally having flat paved or decked areas. The Karoapp Adjustable Plastic Pedestals are the solution for suspended paving or decking, allowing drainage between and under slabs which prevents plant growth and standing water, also giving protection to the waterproofing membranes.

On larger commercial projects, using the Karoapp Adjustable Pedestals will provide a void beneath the paving slabs and decking so services, drainage outlets and conduits can be concealed below, leaving a safe unobstructed area.

Karoapp Adjustable Pedestals are quick and easy to install, saving on labour and time which makes them very cost effective. Another advantage is easy access for services or replacement of any damaged slabs or decking without causing additional damage to the original installation.

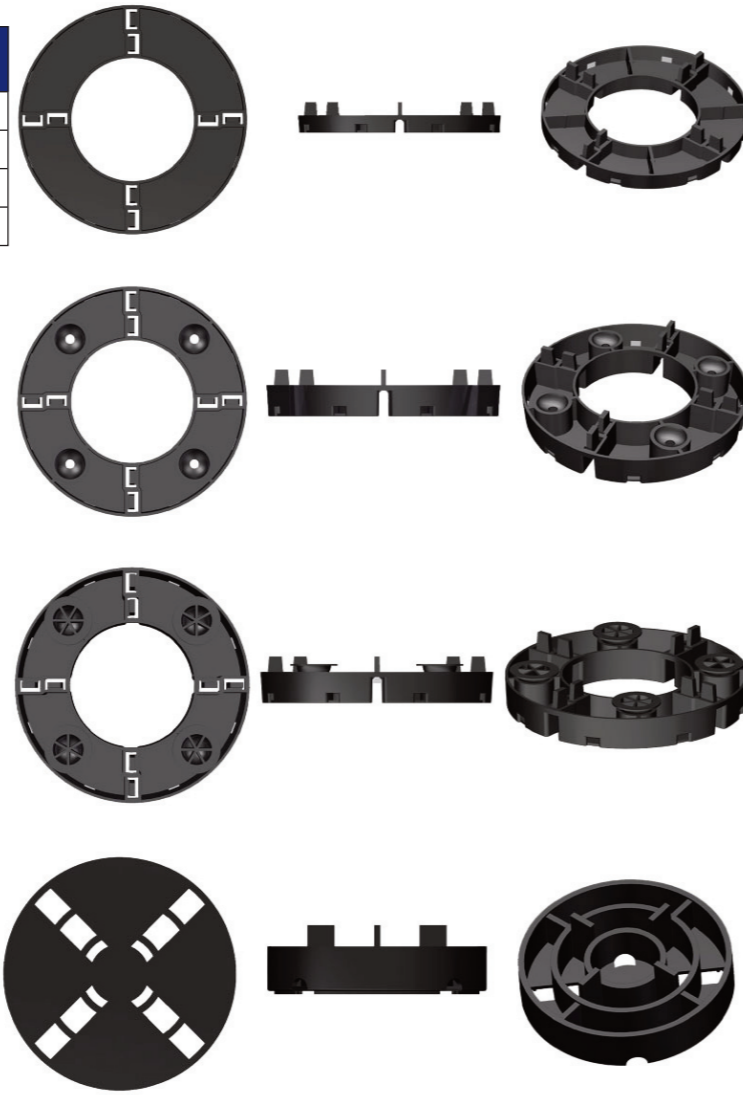
KAROAPP PEDESTALS

Fixed Pedestals 207
Adjustable Pedestals 208
Pedestal Accessories 209 - 210

Fixed Pedestals


Product Code	Fixed Height (mm)	Pack Size	Pallet Size
APT14	14	220	4840
APT20	20	200	4400
APT25	25	160	3520
APT30	30	170	3740

A fixed base pedestal system where low profile paving and decking is needed, supplied in 5 different sizes from 13mm to 30mm. Our fixed paving and decking support pedestals can easily be divided into several pieces for flexibility (T-30 pedestal is a one piece unit and cannot be divided).




Fixed Pedestal System Quantities

Slab Size (mm)	Pedestals per m ²
300 x 300	11.11
300 x 600	5.56
400 x 400	6.25
450 x 450	4.94
450 x 900	2.47
600 x 600	2.78
600 x 900	1.85

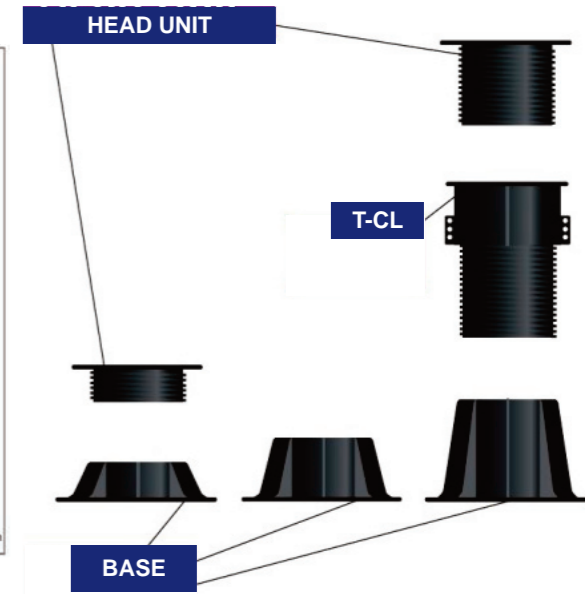
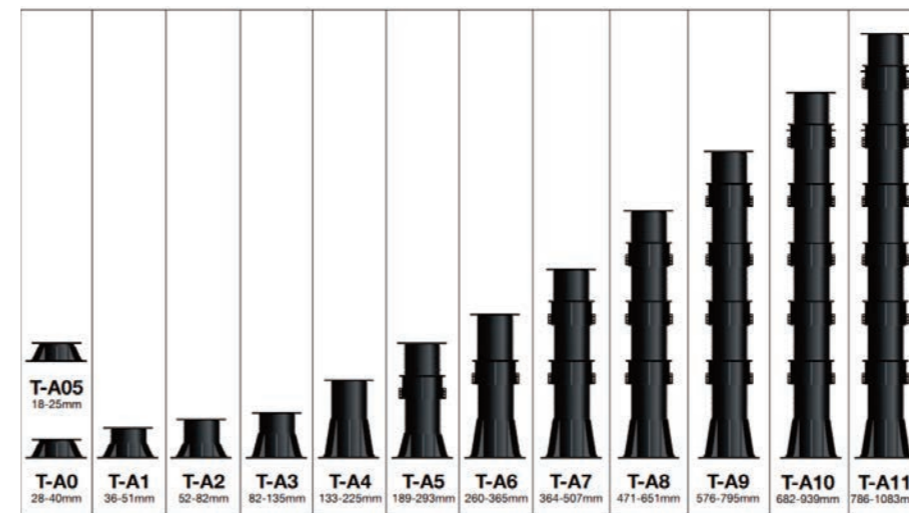


Adjustable Pedestals

Product Code	Adjustable Height (mm)	Components Used	Pack Size	Pallet Size
APTA050	18 - 25	BASE + HEAD UNIT	138	2760
APTA0	28 - 40	BASE + HEAD UNIT	90	1800
APTA1	36 - 51	BASE + HEAD UNIT	60	1200
APTA2	52 - 82	BASE + HEAD UNIT	48	960
APTA3	82 - 135	BASE + HEAD UNIT	30	600
APTA4	133 - 255	BASE + HEAD UNIT	18	360
APTA5	189 - 293	T-A3 + 1 x T-CL	30	300
APTA6	260 - 365	T-A4 + 1 x T-CL	18	180
APTA7	364 - 507	T-A4 + 2 x T-CL	18	162
APTA8	471 - 651	T-A4 + 3 x T-CL	18	144
APTA9	576 - 795	T-A4 + 4 x T-CL	18	126
APTA10	682 - 939	T-A4 + 5 x T-CL	18	108
APTA11	786 - 1083	T-A4 + 6 x T-CL	18	90

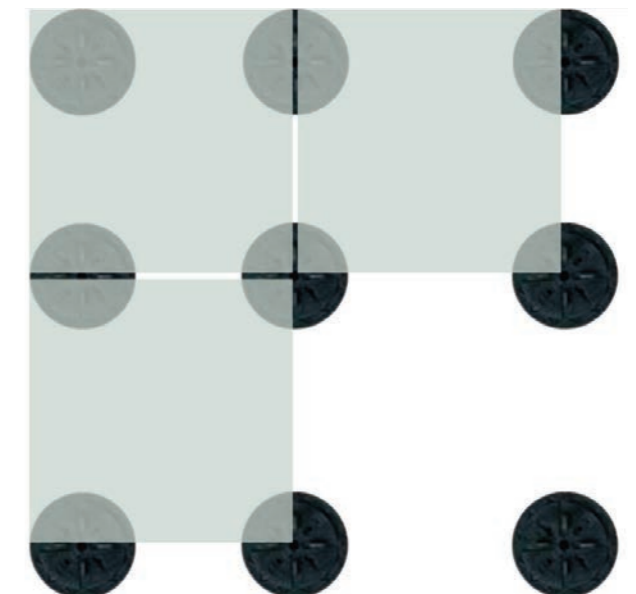


A flexible, adjustable paving and decking pedestal system designed for heights between 18mm to 1083mm. The adjustable system has different joint shapes and sizes that lock into the HEAD unit allowing a wide range of shapes, angles and sizes to suit your paving needs. There is also a movable slope corrector T-MSK that fits on the HEAD unit for steeper slopes.



Adjustable Pedestal System Quantities

Slab Size (mm)	Pedestals per m ²
300 x 300	13.33
300 x 600	6.67
400 x 400	7.50
450 x 450	5.93
450 x 900	2.96
600 x 600	3.33
600 x 900	2.22



Pedestal Extender

Product Code	Height (mm)	Pack Size
APTL	180	45



T-CL Extender to be used when the system to be fitted is more than 225mm in height. Electric cables and water pipes can be attached to the units.

Pedestal Fixed Joint Strip for Joists

Product Code	Thickness (mm)	Pack Size
APTSF3	3	3500
APTSF5	5	3500
APTSF7	7	3500
APTSF9	9	3500



T-SF Fixed Joint Strips in 3mm, 5mm, 7mm, and 9mm sizes which fit into the square formed holes.

Pedestal Slope Corrector

Product Code	Height (mm)	Pack Size
APTSC1	1	120
APTSC2	2	120



T-SC1 and T-SC2 Slope Corrector in 1% and 2% sizes that lock into the base above. Can be used as multiples.

Pedestal Angled Joint Strips

Product Code	Thickness (mm)	Pack Size
APTSA	3	3500



T-SA Joint Strips for angled paving.

Pedestal Calibration Shim

Product Code	Height (mm)	Pack Size
APTS1	1	350
APTS2	2	350



T-S1 and T-S2 Calibration Shim in 1mm and 2mm sizes which compensate for different tile thicknesses and also absorb vibrations from paving slabs.

Pedestal Joint Strip for Joist

Product Code	Rotation	Pack Size
APTAX	360 Degrees	450



T-AR Joint Strip can be used on any slots on the head unit and can be rotated 360°. Can be screwed to joist work.

Pedestal Cross Joint Strip

Product Code	Thickness (mm)	Pack Size
APTSP	3	400



T-SP Cross Shaped Joint Strip which sit in the middle hole of the head.

Pedestal Adjustable Joint Strip

Product Code	Height (mm)	Pack Size
APTST2	2	8000
APTST4	4	5000
APTST6	6	4000
APTST8	8	3500



T-ST Moveable Joint Strip in widths of 2mm, 4mm, 6mm and 8mm with 360° movement. They come in standard height sizes of 16mm. The 4mm width has an alternative height size of 38mm.

Karoapp Advantages!

- Fast and easy to use in all weathers.
- Adjustable for all sites and slopes.
- Allows easy access to utilities concealed below the deck.
- Continuous drainage through joint spacers means no accumulation of water on decks or paving.
- It provides a point-to-point intervention in insulation problems.
- It has a high load resistance (Min 900kg/pc).
- Provides the final level without any screed con.crete on installation.



DEFLEX 21/N

Product Type	Slot Size (mm)	Width (mm)	Height (mm)	Movement (mm)	Roll Size (mtr)
21/N-008	8	16	20	3 (+2/-1)	50
21/N-010	10	18	20	5 (+3/-2)	50
21/N-015	15	25	25	5 (+3/-2)	50
21/N-020	20	34	35	5 (+3/-2)	25
21/N-030	30	42	40	5 (+3/-2)	25
21/N-040	40	63	60	7 (+4/-3)	25
21/N-045	45	73	65	7 (+4/-3)	25
21/N-050	50	83	70	9 (+5/-4)	25
21/N-100	100	120	80	60 (+10/-50)	3



Compression profile for precast panel construction, facades and walls. Highly compressible, with good recovery properties and easy to install.

DEFLEX 446/b


Product Type	Slot Size (mm)	Width (mm)	Height (mm)	Movement (mm)	Length (mtr)
446/b-030	30	125	15 / 20 / 26 / 35 / 50	10 (+/-5)	4
446/b-050	50	150	20 / 26 / 35 / 50 / 65 / 80	14 (+/-7)	4
446/b-065	65	165	20 / 26 / 35 / 50 / 65 / 80	20 (+/-10)	4



Expansion joint profile for all finishes (screed, natural stone, cast stone etc). Interchangeable insert. Smooth Insert option available (reduced flexibility). Antistatic quality possible.

DEFLEX 21/P


Product Type	Slot Size (mm)	Width (mm)	Height (mm)	Movement (mm)	Length (mtr)
21/P-010	10	25	25	3 (+1/-2)	2.5
21/P-015	15	35	30	3 (+1/-2)	2.5
21/P-020	20	45	35	7 (+2/-5)	2.5
21/P-030	30	75	45	7 (+2/-5)	2.5



Cover profile for facades and walls. Good recovery properties and easy to install.

DEFLEX 446/Tb

Product Type	Slot Size (mm)	Width (mm)	Height (mm)	Movement (mm)	Length (mtr)
446/Tb-030/3	30	125	18 / 23 / 29 / 38 / 53	10 (+/-5)	4
446/Tb-030/5	30	125	20 / 25 / 31 / 40 / 55	10 (+/-5)	4
446/Tb-050/3	50	150	23 / 29 / 38 / 53 / 68 / 83	14 (+/-7)	4
446/Tb-050/5	50	150	25 / 31 / 40 / 55 / 70 / 85	14 (+/-7)	4
446/Tb-065/3	65	165	23 / 29 / 38 / 53 / 68 / 83	20 (+/-10)	4
446/Tb-065/5	65	165	25 / 31 / 40 / 55 / 70 / 85	20 (+/-10)	4



Expansion joint profile for PVC/vinyl floor covering or carpeting. Interchangeable insert. Smooth insert option available (reduced flexibility). Antistatic quality possible.

DEFLEX 322


Product Type	Slot Size (mm)	Width (mm)	Height (mm)	Movement (mm)	Length (mtr)
332-030	30	120	15	10 (+8/-2)	4
332-050	50	140	15	30 (+20/-10)	4
332-080	80	170	15	45 (+30/-15)	4
332-120	120	210	15	65 (+45/-20)	4
332-200	200	290	15	90 (+50/-40)	4
332-280	280	370	15	125 (+80/-45)	4
332-350	350	440	15	150 (+100/-145)	4



Cover profile for facades, walls and ceilings for extremely wide joints with great movement and additional cellular rubber lamination to compensate for tolerances in the substrate.

DEFLEX 630/P & 640/P


Product Type	Slot Size (mm)	Width (mm)	Height (mm)	Movement (mm)	Length (mtr)
630/P	8	8	25 / 30 / 35 / 40 / 50 / 65	2 (+/-1)	2.5
640/P	10	10	30 / 40 / 50 / 60	2 (+/-1)	2.5



Profile for all finished and light traffic. Combination of hard and soft PVC, elastic middle part of soft PVC.

DEFLEX 423/ALR


Product Type	Slot Size (mm)	Width (mm)	Height (mm)	Movement (mm)	Length (mtr)
423/ALR-030	30	150	15 / 20 / 25 / 35 / 43 / 48 58 / 63 / 68 / 88 / 108 / 138	10 (+/-5)	4
423/ALR-050	50	170		20 (+/-10)	4
423/ALR-070	70	190		25 (+/-12.5)	4
423/ALR-090	90	210	20 / 25 / 35 / 43 / 48 / 58 63 / 68 / 88 / 108 / 138	40 (+/-20)	4
423/ALR-110	110	230		60 (+/-30)	4



Expansion joint profile for all finishes (screed, natural stone, cast stone etc). Accommodation of settlement movement. Intergraded sealing lips, one-piece side sections and attractive design.

DEFLEX 500/Na


Product Type	Slot Size (mm)	Width (mm)	Height (mm)	Movement (mm)	Length (mtr)
500/Na-030	30	190	25	30 (+/-15)	4
500/Na-050	50	220	25	40 (+/-20)	4
500/Na-050W	50	220	25	60 (+/-30)	4



Watertight profile system resistant to petrol, for use in multi-storey car parks, underground park areas etc. No visible screw fixings in the profile surface. For plant rooms, working areas and operational traffic routes (wet rooms, entrance areas etc).

DEFLEX 423/NALR


Product Type	Slot Size (mm)	Width (mm)	Height (mm)	Movement (mm)	Length (mtr)
423/NALR-050	50	175	43	10 (+/-5)	4
423/NALR-075	75	200	43	20 (+/-10)	4
423/NALR-090	90	215	43	25 (+/-12.5)	4
423/NALR-115	115	240	43	40 (+/-20)	4
423/NALR-135	135	260	43	60 (+/-30)	4



Expansion joint profile for all finishes (screed, natural stone, cast stone etc). For surface fitting. Accommodation of settlement movement. Intergraded sealing lips, vapour barrier option possible and attractive design.

DEFLEX 500/Nc

Product Type	Slot Size (mm)	Width (mm)	Height (mm)	Movement (mm)	Length (mtr)
500/Nc-070	70	220	75	40 (+/-20)	4
500/Nc-070W	70	220	75	80 (+/-40)	4



Watertight profile system resistant to petrol for use in multi-storey car parks, underground park areas etc. No visible screw fixings in the profile surface. For plant rooms, working areas and operational traffic routes (wet rooms, entrance areas etc).

DEFLEX 420/SP

Product Type	Slot Size (mm)	Width (mm)	Height (mm)	Movement (mm)	Length (mtr)
420/SP	250	320	26 / 116	100 (+/-50)	2



Expansion joint profile for all finishes (screed, natural stone, cast stone etc). High load bearing capacity, height adjustable and high movement absorption.

DEFLEX 501/a

Product Type	Slot Size (mm)	Width (mm)	Height (mm)	Movement (mm)	Length (mtr)
501/a	60	260	35	40 (+/-20)	4



Watertight profile system resistant to petrol for use in multi-storey car parks, underground park areas etc. Interchangeable insert, stainless steel surface area.

A	Cast-in Channel T Bolts	153	Coping Brackets - Large	156	End Caps - Minimal Contact	186	Insulation Boards - Standard PIR	168	Paving Slab Spacer - Double Spacer with	197	
Adhesive Spray	30	Cast-in Channel Wall Ties	154	Coping Brackets - Small	156	End Caps - Standard	186	Insulation Hangers	204	Paving Slab Spacer - Plain	197
Adjustable Kickers	58	Cast-in Lifting Loops	120	Corner Pieces	185	Erection Anchors	133	Insulation Pins	167	Paving Slab Spacer - Sling Spacer with	197
Adjustable Kickers - Rebar	58	Cast-in Loops - Polypropylene	120	Crack Inducer - Bottom	27	Erection Anchors - One Side	134	Insulation Plug Tool	157	Paving Slab Spacer - Zig Zag	197
Admixtures	71	Cattle Slat Spacers	198	Crack Inducer - Top	27	Expansion Joint Foam	29	Insulation Plugs	157	Pedestal Adjustable Joint Strip	205
Alligator Couplers	103	Chain Guards	185	Cube Moulds - Plastic	32	F		Insulation Wall Tie	158	Pedestal Angled Joint Strip	206
Alligator Couplers - Headed Anchor	104	Chamfer Edge Profiles	85	Cube Moulds - Polystyrene	32	Fastening Plates	173	ISO Foam	45	Pedestal Calibration Shim	205
Alligator Couplers - Tools	106	Chamfer Edge Profiles - Magnetic	86	Cube Moulds - Steel	32	Fence Post Spacer - Slotted	199	L		Pedestal Cross Joint Strip	205
Alligator Couplers - Transition	105	Chamfer Edge Profiles - Right Angles	85	Curing Agents & Retarders	72	Fence Post Spacer - Tapered	198	Label Plate	188	Pedestal Extender	205
Aluminium Foil Tape	66	Chamfer Edge Profiles - Rounded	85	D		Fencing Mesh	65	Lattice Girder	24	Pedestal Fixed Joint Strip for Joists	206
Anchor Pin Combination Ring Clutch	145	Chamfer Edge Profiles - Steel	86	D Joint Mat	188	Fencing Pins	65	Lifting Loops	119	Pedestal Joint Strip for Joist	206
Anchor Pin Fixing Plates - Complete	147	Chamfer Edge Profiles - with Slot	85	D Lugs	156	Fixing Blocks	187	Lifting Loops - Combination	119	Pedestal Slope Corrector	205
Anchor Pin Fixing Plates - Female	148	Cleaners & Maintenance Chemicals	78	Damp Proof Course	43	Fixing Sockets - Angled	125	Lifting Sockets - Bolt Anchor	123	Pedestals - Adjustable	204
Anchor Pin Magnetic Rubber Former	146	Coach Bolts	203	Damp Proof Membrane	31	Fixing Sockets - Bolt Anchor with Plate	125	Lifting Sockets - Cobmi	124	Pedestals - Fixed	203
Anchor Pin Magnetic Steel Former	146	Coil	109	Denso Tape	34	Fixing Sockets - Bolt Anchor	126	Lifting Sockets - Flat End	121	Pile Cage Heavy Duty A Spacer	189
Anchor Pin Mounting Plates	148	Coil Clamps	110	Double Loop Tying Tools	94	Fixing Sockets - Flat End	125	Lifting Sockets - Flat Plate	121	Pile Cage Spacers - Clip-on	45
Anchor Pin Oval Rubber Former	146	Coil Pay off Systems	110	Double Ties	94	Fixing Sockets - Flat End with Cross Pin	125	Lifting Sockets - H.D Anchor	124	Pile Cage Spacers - Slide-on	45
Anchor Pin Pipe Pin Magnetic Former	147	Column Formers	61	Double Wall Connecting Box (EVL)	163	Fixing Sockets - Prop Socket	126	Lifting Sockets - Long Wavy Tailed	122	Pile Clip	45
Anchor Pin Pipe Pin Magnetic Steel Former	147	Column Formers - Prop Connector	61	Double Wall Dowel Magnetic Plate	169	Fixing Sockets - Solid Rod with Cross Hole	126	Lifting Sockets - Short End	123	Piling Skid Spacers	46
Anchor Pin Pipe Pin Recess Former	147	Column Formers - Rectangle	62	Double Wall Dowel Screw	169	Fixing Sockets - Solid Rod with Crossbar	126	Lifting Sockets - Short Wavy Tailed	122	Piling Sledge Spacers	46
Anchor Pin Ring Clutch	145	Column Formers - Square	62	Double Wall Dowels	169	Flat Base - Clip-on	13	Lifting Sockets - Solid Rod	123	Piling Universal Lantern Spacers	46
Anchor Pin Ring Clutch Type 2	145	Column Formers - Corner Fender	62	Double Wall Fibre Glass Rocket with 1 Way Steps	162	Flat Base - Clip-on - H.D	13	Lifting Sockets - Straight Tailed	122	Pin Anchor Rapid Post Anchor	193
Anchor Pin Rubber Former	146	Column Shoes	174	Double Wall Metal Rocket	162	Flat Base - Mesh Support	13	Lifting Sockets - Tubular	121	Pipe Strap	42
Anchor Pin Rubber Rings	147	Concrete Concave Bar	15	Double Wall Plastic Coated Rocket with 1 Way Steps	161	Flat Base - Mesh Support - H.D	13	Line Marker Paint	65	Pipe A Spacers - Heavy Duty	7
Anchor Pin Sling Set	145	Concrete Concave Triangular Bar	16	Double Wall Plastic Coated Rocket with 2 Way Steps	161	Form A Washer	130	Lintel Spacers	200	Pipe A Spacers - Medium Duty	7
Anchor Pin Steel Former	146	Concrete Piling Sledge Spacers	20	Double Wall Prop Socket	169	Formliner - Formtex	63	M		Pipe A Spacers - Plate	8
Anchor Pins	141	Concrete Pointed Surface Spacer Ready Wired	20	Double Wall Transport Anchor	164	Formliner - Patterns	64	Magnetic Box Adapter	177	Pipe A Spacers - Standard	7
Anchor Pins - Curved	144	Concrete Repair Mortars	76	Double Wall Waterproof Plastic Coated Rocket with 1 Way Steps	161	Formwork Foam	57	Magnetic Box Release Tool	177	Pipe A Spacers - Super Heavy Duty	7
Anchor Pins - Eye Anchor	143	Concrete Round Spacer	20	Dovetail Slots	155	Formwork Tape	57	Magnetic Boxes	177	Pipe A Spacers - Universal	8
Anchor Pins - Pipe Pin	143	Concrete Snake Bar	16	Dovetail Tie Sleeves	155	Foundation Bolts	34	Magnetic Shuttering Profiles	178	Plastic Block	185
Anchor Pins - Plate Anchor	143	Concrete Snake Bar with Notches	16	Dovetail Ties	155	Foundation Box	59	Mesh	111	Plastic Chair	10
Anchor Pins - Rod Slot	144	Concrete Spacers - Double Cover	17	Dowel Bar Caps	27	Frost Blankets	31	Metal Edge Formwork	60	Plastic Chair - Clip-Fix	11
Anchor Pins - Tilt Anchor	144	Concrete Spacers - Four Point Support with Twin Plastic Clips	18	Dowel Bar Cradle - Contraction	28	G		Metal Shims	88	Plastic Chair - Spiral	11
B		Concrete Spacers - Four Point Support with Twin Plastic Clips - H.D	18	Dowel Bar Cradle - Expansion	28	Gaffa Tape	66	N		Plastic Chair - Twistex	11
Backer Rod	30	Concrete Spacers - Four Point with Support with Galvanised Loop Ties	19	Dowel Bar Sleeves	27	Gravel Board Spacers	199	Nail Gun	112	Plastic Chair - Universal	10
Balcony Hinges	173	Concrete Spacers - Indented Triangular Surface Bar Ready Wired	20	Dowel Bars	28	GRC Fixing Sockets	155	Nailing Plate - Large	127	Plastic Chair - Wave	11
Barrier Tape	66	Concrete Spacers - Mesh Men	17	Dowel Bars - Polymeric Coated	28	H		Nailing Plate - Small	127	Plastic Chair - Zig Zag	10
Beam Form	57	Concrete Spacers - Round Pointed Support	19	Dowel Pin - Ribbed	156	Hand Rail Cast-in Box	193	Nailing Plate - Standard	127	Plastic Chair with Pointed Legs	12
Bind Clip Ties	94	Concrete Spacers - Single Cover	17	Dowel Pin - Smooth	156	Hand Rail	193	Nailing Plate Plug	128	Plastic Chair with Pointed Legs and Moulded	12
Bolt Boxes - Metal	33	Concrete Spacers - Square Support with Loop Ties	19	DPC Fixing Strip	43	Hard Road Crayons	66	Nailing Plates - Button Magnet	128	Plastic Chair with Pointed Legs and Moulded	12
Bolt Boxes - Plastic	33	Concrete Spacers - Three Point Support with Badminton Clip	19	Duct Plug	189	Hessian	31	Nailing Plates - Disc Magnet	128	Plastic Circles - Clip-Fix	5
Bolt Boxes - Waxed	33	Concrete Spacers - Three Point Support with M Plastic Clip	18	E		Hex Set Screw	130	Nailing Plates - Thin	127	Plastic Circles - Heavy Duty	5
Bolt Boxes Polystyrene	33	Concrete Spacers - Three Point Support with Twin Plastic Clips	18	Edge Protection Anchor Box	193	Holding Down Bolt Washers	34	Nails - Bright Round Wire	57	Plastic Circles - Lap Spacer	6
Bolt Cracker	34	Concrete Spacers - Triple Cover	17	Electrical Box - Ceiling Junction Box	170	Holding Down Bolts	34	O		Plastic Circles - Large Rebar	6
Bridge Deck Spacer	185	Concrete Spacers - Triple Cover Ready Wired	17	Electrical Box - One Gang	170	Hollow Core End Caps	187	Omega Cast-in Anchor	194	Plastic Circles - Small Rebar	6
Butyl Sealing Strip	43	Concrete Square Bar - 50N/mm2	15	Electrical Box - Slide Nut	170	I		Panel Pads	185	Plastic Circles - Standard	5
C		Concrete Square Bar - 40N/mm2	15	Electrical Box - Two Gang	170	Inspection Chamber Lid Lifting Socket	187	Panel Pads - Extendable	185	Plastic Constri Spacers	9
Cable Ties	45	Concrete Square Bar - 40N/mm2	15	Electrical Box Conduit	170	Insulation Board Pins	162	Panel Pads - Rubber	185	Plastic Cross Chair	9
Cast-in Channel	152	Concrete Triangular Bar	15	End Caps - Heavy Duty	186	Insulation Boards - IP PIR	168	Paving Slab Spacer - Double Spacer with Bobble and Hooks	197	Plastic Cross Chair - Stackable	9
Cast-in Channel Captive Nuts	154					Insulation - Wool Insulation Board	168				

Plastic End Caps - Heavy Duty	11	Scissor Safe Cover Disk	194	Spread Anchor Ring Clutch	137	Tie Bar - Water Barrier Nut	50
Plastic Identification Tags	188	Scissor Safe Magnetic Pedestal	194	Spread Anchor Rubber Formers	138	Tie Bar - Weldable & Bendable	49
Plastic Insulated Floor Spacer	187	Screed Chairs - Heavy Duty	38	Spread Anchors	133	Tie Bar - Weldable Anchors	50
Plastic Kickers	58	Screed Chairs - Metal	38	Spread Anchors - Edge Lift	136	Tie Bar - Wing Nuts	50
Plastic Kickers - Adjustable	58	Screed Chairs - Plastic	38	Spread Anchors - Flat Foot	136	TJEP Ultra Grip - Accessories	92
Plastic Packing Tags	188	Screed Rail - Concrete	35	Spread Anchors - Plate	135	TJEP Ultra Grip - Wire	92
Plastic Quadro Clip Spacers	8	Screed Rail - Metal Top	35	Stair Nosing Tape	190	TJEP Ultra Grip Tying Machine	91
Plastic Rebar Support Spacers	9	Screed Rail - Plastic	36	Stair Nosing Tape Roller	190	Top Hats	31
Plastic Sealing Cap	189	Screed Rail - Plastic Profile	35	Stop End Rib Sheets	57	Transport Anchors	135
Plastic Shims 18x46mm	187	Screed Rail - Steel	35	Swivel Lifting Eyes	119	Tying Wire	93
Plastic Shims - 190x170mm	88	Screed Rail - Top Extender	36	T		Tying Wire - Stainless Steel	93
Plastic Shims - 95x170mm	88	Screed Rail - Universal Rail - 40/60	36	T - Beam Spacers	200	Tying Wire Dispenser	93
Plastic Shims - Horseshoe	87	Screed Rail - Universal Rail - 70/120	36	T Bar	27	U	
Plastic Shims - Interlocking	88	Screeding Chemicals	75	Tamping Bars	38	Universal Spread Anchor	135
Plastic Shims - Large	87	Sealants - Modified Polymer	37	Temporary Polythene Sheets	31	Utility Anchor Holding Plate	148
Plastic Shims - Plain	87	Sealants - Polysulphide	37	Threaded Bar	155	Utility Anchor Recess Former	148
Plastic Shims - Plain - H.D	87	Sealants - Polyurethane	37	Threaded Bar Nuts	204	Utility Anchors	148
Plastic Tower Spacers	8	Sealants - Porous Primer	37	Tie Bar	49	V	
Plastic Tower Spacers - Universal	9	Sealing & Dustproofing Chemicals	74	Tie Bar - Oktagon+ Complete Formwork Tube	55	Void Former - Plastic	27
Plastic Wedges	88	Sealing Caps - External	129	Tie Bar - 3 Leaf Rock Anchor	52	W	
Post and Rail Spacer	198	Sealing Caps - Internal	129	Tie Bar - Anchor Extension	51	Waler Plate - Plain	49
Protection Board	43	Sealing Caps - Threaded	129	Tie Bar - Anchor Fixing Plate	51	Waler Plate - Pressed	49
Punching Shear Reinforcement	108	Sealing Plug	42	Tie Bar - Aqua Stoppers	53	Wall Compression Profile	190
R		Sealing UFO	42	Tie Bar - Cast-in Anchor	52	Wall Panel Brackets	130
Rebar Cutters	112	Self Adhesive Hazard Tape	66	Tie Bar - Concrete Plugs	54	Wall Panel Brackets - H.D	130
Rebar Impalement Caps	14	Shuttering Strip - Rolls	59	Tie Bar - Connectors	50	Wall Panel Spread Anchor Void Former	189
Rebar Identification Sleeves	14	Shuttering Strip - Sheets	59	Tie Bar - Drop In Anchor	52	Wall Panel Threaded Socket Void Former	189
Rebar Identification Caps	14	Sill Spacers	200	Tie Bar - Fire & Water Stopper Maxi	54	Wall Shoes	174
Rebar Identification Caps - Small	14	Slump Cone Set	32	Tie Bar - Fire & Water Stopper Mini	54	Waterstop - Bentobar +	41
Rebar Protection Caps	14	Snap Off Fixing Plugs	130	Tie Bar - Form Anchors	51	Waterstop - Fixing Glue	41
Rebar Safety Strip	14	Socket Data Clips	129	Tie Bar - Formwork Plug	53	Waterstop - Fixing Strip	41
Reducer Fixing Screw	128	Speed Edge Formwork	59	Tie Bar - Groove Cap	54	Waterstop - Polybar +	41
Reinforcement Continuity Strip	97	Spiral Void Former Grout Tube	172	Tie Bar - Groove Plug	54	Wire Cutters	94
Reinforcement Continuity Coupler Box	107	Spiral Void Former	171	Tie Bar - Hex Nuts	50	Wire Spacers - Circular Wires	23
Reinforcement Couplers - Cut & Bent	101	Spiral Void Former - Flat Oval	171	Tie Bar - MKK & SKK Spanner	56	Wire Spacers - High Chair	21
Reinforcement Couplers - KB-W - Weldable	102	Spiral Void Former - Flexible	171	Tie Bar - MKK Cones	56	Wire Spacers - High Chair - BS7973	22
Reinforcement Couplers - PSA - Male	99	Spiral Void Former End Caps	172	Tie Bar - Oktagon+ Fair Faced Concrete Plate	55	Wire Spacers - High Chair - Flat Top	22
Reinforcement Couplers - TSE - Female	100	Spiral Void Former End Caps Ribbed	172	Tie Bar - Oktagon+ Fair Faced Plug	55	Wire Spacers - High Chair - H.D	21
Reinforcement Couplers - TWSK - Position	101	Spiral Void Former Grout Tube Pin	172	Tie Bar - Oktagon+ Waterproof Cone	55	Wire Spacers - High Chair - Lattice Girder	22
Reinforcement Couplers - PSAD	101	Spiral Void Former Saddle Kit	172	Tie Bar - Oktagon+ Waterproof Plug	55	Wire Spacers - Individual High Chairs	23
Reinforcement Couplers - PSC Connector	102	Sprayers - Backpack	80	Tie Bar - Plastic Anchor - Long	52	Wire Spacers - Snake Spacers	23
Release Agents & Formwork Treatments	69	Sprayers - Electrical	81	Tie Bar - Plastic Anchors	51	Wood Fibre Fillerboard - Sheets	29
Resin Anchor	203	Sprayers - Plastic	80	Tie Bar - Plastic Cones	53	Wood Fibre Fillerboard - Strips	30
Ring Spacers	6	Sprayers - Stainless Steel	79	Tie Bar - Plastic Plug	56		
Road Pins	65	Sprayers - Steel	79	Tie Bar - Plastic Sleeve	53		
Roof Screw	204	Spread Anchor Combination Rig Clutch	137	Tie Bar - Plastic Sleeve Connector	56		
S		Spread Anchor Holding Plates	138	Tie Bar - Sealing Plugs	53		
Sandwich Panel Anchors	134	Spread Anchor Holding Screw	138	Tie Bar - SKK Cones	56		
Scissor Safe	194	Spread Anchor Magnetic Formers	138	Tie Bar - Spring Clamps	56		
Scissor Safe Anchorage Tool	194	Spread Anchor Magnetic Holding Plates	138	Tie Bar - Tightening Tool	52		

Follow us:



euro_accessories_ltd



@euroacc



@Europrecastacc



Euro Accessories Limited



Euro Accessories Limited



GENERAL

1. In these conditions, "we" or "us" means Euro Accessories Ltd and "you" means the buyer, and "our" and "your" shall be construed accordingly. These conditions apply to all sales of goods by us and shall prevail over any other terms or conditions contained or referred to in your order or in correspondence or elsewhere or implied by trade, practice or course of dealing unless such other terms or conditions are specifically agreed in writing by one of our Directors. No variation or exclusion of these conditions shall be effective unless agreed in writing in advance by one of our Directors. A person who is not a party to a contract with us has no rights under the Contracts (Rights of Third Parties) Act 1999 to enforce any term of the contract. You may not assign the contract or any part of it without our prior written consent. If any provision of the contract is found by any court or other competent body to be wholly or partly illegal, invalid or unenforceable, it shall to the extent of such illegality, invalidity, or unenforceability be deemed severable and the remaining provisions of the contract shall continue in full force and effect. The heading above each condition is for reference only and shall not affect or limit the interpretation and effect of these conditions. Any typographical error or clerical omission in any sales literature, quotation, price list, or other document issued by us may be corrected without liability on our part.

QUOTATIONS AND ESTIMATES

2. We may withdraw or amend any quotation at any time prior to our acceptance of your order, which will occur when we begin to process your order. You acknowledge that you do not rely on any representations made by our employees or agents. Any estimate of quantities needed or advice as to the suitability of any goods for any particular purpose given by our employees or agents, is given without liability on our part. You are responsible for ascertaining the quantities required and the suitability of the goods for their purpose.

PRICE

3. (a) We may make such alterations to our price list as we think fit. In particular we may at any time and without notice to you revise the price payable for the goods sold to take account of increases in costs including, with limitation, costs of any goods or materials carriage labour or overheads the increase or imposition of any tax duty or other levy and any variation in exchange rate since the date of preparation of the current price list.

(b) Prices are exclusive of Value Added Tax which shall be payable at the rate prevailing at the tax point.

(c) Unless we otherwise agree in writing we may charge you the cost of transport of the goods to the destination requested by you.

TERMS OF PAYMENT

5. (a) You may open a credit account, subject to satisfactory credit references being obtained and at our discretion. Payment for goods supplied on a credit account shall be due not later than the last day of the month following the date of invoice. If you default in making payment, the entire balance of your account shall be payable forthwith and we may charge interest on the account, together with costs and expenses.

(b) For all other transactions, payment shall be made upon placement of order or, at our discretion, on delivery.

(c) You may not withhold or set off payment of any amount due to us.

(d) If you do not make any payment on the due date then, without prejudice to any other right or remedy available to us, and whether or not any part of your account is subject to query, we reserve the right to:-

(i) cancel the contract or suspend any further deliveries to you;

(ii) charge you interest at the rate of 4% above the base rate of The Royal Bank of Scotland on the unpaid balance, to accrue on a day to day basis from the due date for payment until receipt by us of the full amount whether before or after any judgement; and

(iii) be indemnified by you against all costs and expenses incurred by us in recovering sums due.

(e) If you are an existing credit account customer and intend to become incorporated or amalgamated with others, you must give prior written notice to us of the intended change if you wish to continue credit account facilities following the intended change. Continuance of trading after the change shall be at our discretion and only deemed undertaken by us if a written acknowledgment is issued by our Credit Controller or one of our Directors. You agree that we may obtain, retain, and provide to third parties, references as to your financial standing.

DELIVERY

6. (a) Delivery will occur when the goods are ready for unloading at the delivery address, or when you take possession of the goods at our premises, whichever is the earlier. Delivery dates or times mentioned in any quotation or elsewhere are approximate and not part of any contract and we shall not be liable to you if we do not deliver on or at any particular date or time, nor shall time be of the essence of any contract.

(b) We will deliver to site on the understanding that there is a suitable road to the point where delivery is requested. If no such road exists delivery will be made to the nearest point to which, in the opinion of the driver, the vehicle can safely proceed and unload. You will provide all necessary labour and equipment required to unload materials promptly, and will indemnify us against any cost claim, loss or damage arising from unloading.

(c) On your request we can provide evidence of delivery of goods ordered, such as a copy of a delivery note.

(d) All queries must be notified to Euro Accessories Ltd in writing within 3 working days of receipt of goods. If you do not raise a query within the timescale the goods shall be deemed to be in accordance with your order.

RISK AND TITLE TO GOODS

7. The risk in the goods shall pass to you upon delivery.

8. (a) Until we have been paid in full the price of the goods and all other goods agreed to be sold by us to you for which payment is then due together (where applicable) with the costs of packaging and delivery plus any interest and charges thereon:-

(i) We shall retain ownership of the goods, but you shall if required by us store the goods in such a way as clearly to show our ownership of them and you shall tell us immediately where the goods are situated.

(ii) You shall afford us access to the goods during normal business hours whether they are upon land occupied by you or your customers and you shall deliver the goods up to us at our request and allow us to remove them. For this purpose you hereby grant an irrevocable right and licence to our employees or agents to enter upon the said land with or without vehicles during normal business hours.

(iii) You may sell and deliver the goods to third parties in the ordinary course of your business, acting towards such third parties as a principal and not as our agent, but you shall hold all proceeds of sale on trust for us in a separate bank account, you hereby assigning to us all rights and claims which you may have against your customers arising from such sales until full payment is made as aforesaid.

(b) The authority given to you under clause 8(a)(iii) will continue until we notify you otherwise or until the happening of any of the following events (whichever is earlier):-

(i) any notice to you that an administrative receiver or other receiver or manager is to be or has been appointed in respect of your undertaking or a material part thereof or other property or assets;

(ii) any notice to you that a petition to wind you up is to be or has been presented to you under Section 124 of the Insolvency Act 1986 or otherwise or any notice to you of a proposal to pass a resolution to wind you up (including any proposal by you so to do);

(iii) a decision by you to make a voluntary arrangement or composition with your creditors or any notice to you and/or any of your creditors that a proposal for the same is to be or has been made;

(iv) you becoming unable to pay your debts as such expression is defined by the Insolvency Act 1986; or

(v) any notice to you that you are to be the subject of a petition for an administration order or the making of any administration order in respect of you; and you shall immediately notify us in writing upon the happening of any such event.

(c) On receipt of written notice from us or on the happening of any of the events set out in clause 8(b), your authority to sell our goods shall immediately be withdrawn and all such goods and products made therefrom shall immediately be delivered to us at your cost and risk.

ALL MONIES CLAUSE

9. The risk in the goods shall pass from the seller to the buyer upon delivery of such goods to the buyer. However, notwithstanding delivery and the passing of risk in the goods, title and property in the goods, including full legal and beneficial ownership, shall not pass to the buyer until the seller has received in cash or cleared funds payment in full for all goods delivered to the buyer under this and all other contracts between the seller and the buyer for which payment of the full price of the goods thereunder has not been paid. Payment of the full price of the goods shall include the amount of any interest or other sum payable under the terms of this and all other contracts between the seller and the buyer under which the goods were delivered.

LIABILITY

10. (a) You shall inspect the goods upon delivery. We will make good at our option by repair or replacement any defects in the goods due solely to defective workman ship or materials which are notified in writing to us; in the case of any defect discoverable upon reasonable examination, such notification must be made within 3 working days from the date of delivery and in the case of any defect not discoverable upon reasonable examination, such notification must be made within 3 working days of the date such defect is actually discovered provided that: (i) our above obligations do not extend to defects caused by wilful damage, negligence (other than by our employees or agents), fair wear and tear, alteration or repair of the goods without our prior written approval, or incorrect storage, application, movement or installation;

(ii) we are not responsible either for the cost of removing any defective goods from any place where they are installed or fixed (or making good the place after removal) or for the cost of installing or fixing any repaired or replacement goods unless this cost has been previously agreed in writing by our Director; and

(iii) our above obligations only apply for twelve months from the date of delivery.

(b) We will not accept liability for shortages in quantities delivered unless you notify us of any claim for short delivery within 3 working days of delivery. Our liability shall be limited to making good the shortage.

(c) Save as set out in these conditions and save for liability for death or personal injury resulting from our negligence and save for breach of our undertakings as to the title implied by statute, all express or implied conditions, representations or warranties as to description, quality or fitness of the goods or otherwise are expressly excluded. We shall not be liable for any consequential, indirect or economic loss or for any loss of profits, business, revenue, goodwill or anticipated savings, (whether arising from breach of contract, tort, breach of statutory duty, misrepresentation or otherwise).

(d) Where fine or special tolerances are required in the goods supplied beyond those generally accepted in the building trade, no liability shall attach to us unless such tolerances are notified in writing to us at the time of order and we have acknowledged in writing that we are prepared to accept such order.

(e) If you are a consumer (as defined by the Consumer Transactions [Restrictions on Statements] Order 1976) your statutory rights are not affected by these conditions.

(f) On request, we will provide information about any guarantee offered by a manufacturer and available to you in respect of the goods.

MEASURES

11. We may supply goods in either metric or imperial sizes in the nearest equivalent measure and goods may be charged in metric measure allowing for conversion.

CANCELLATION OF ORDERS

12. We may at our discretion accept or reject the cancellation of any order after we have accepted it. If we decide to accept the cancellation of such order, this acceptance shall be on such terms as we specify. We will not accept the cancellation of an order for goods which are to be specially made or obtained nor will any allowance be made in respect of such goods where they are subsequently returned.

RETURN OF GOODS

13. We may at our discretion accept or reject the return of any goods which have been incorrectly ordered. If we decide to accept the return of such goods, this acceptance shall be on such terms as we specify and in particular we may charge you for the carriage and handling of such goods. We will not accept the return of goods which are liable to deteriorate or expire rapidly.

FORCE MAJEURE CLAUSE

14. We shall be under no liability for any loss, damage, delay or expenses caused wholly or in part by Act of God, outbreak of war, civil commotion, government policies or restrictions or control, including restrictions of export or import or other licences, trade or industrial disputes of whatever nature, whether or not such dispute involves us, our employees or agents, or by any other event whatsoever which is beyond our control, and in any such circumstances, we may omit goods from, or cancel, your order, or postpone delivery of the goods ordered.

BANKRUPTCY OR INSOLVENCY

15. (a) you make a proposal for or enter into a scheme of arrangement or a composition with your creditors or fail to comply with statutory demand for the repayment of a debt within the time allowed or become apparently insolvent, or

(b) (where you are an individual or, where you are a partnership, in the case of any individual partner) an application is made to the court under Part V111 of the Insolvency Act 1986 for an interim order for the purpose of a voluntary arrangement or an order is made for the administration of your estate pursuant to Part V1 of the County Courts Act 1984 or a bankruptcy petition relating to you is presented to the court or you are adjudged bankrupt, or

(c) (where you are a company) a petition for an administration order is presented to the court pursuant to Part II of the Insolvency Act 1986 or you pass a resolution or the court makes an order that you shall be wound up (otherwise than for the purpose of amalgamation or reconstruction) or a receiver or administrative receiver is appointed of any of your assets or undertaking or circumstances arise which entitle the court or a creditor to appoint a receiver or administrative receiver, or

(d) (where you are either a company or a partnership) circumstances arise which entitle the court to make a winding-up order, or

(e) (whether you are a company, a partnership or an individual) you take or suffer any similar action in consequence of debt, we may stop any goods in transit and suspend further deliveries and may forthwith terminate the contract without prejudice to the continuation of our rights hereunder and to any existing claims.

NON-WAIVER OF RIGHTS

16. The failure by either you or us to exercise or enforce any right conferred by the contract shall not be a waiver of any such right nor bar the exercise or enforcement of such right at any time thereafter.

HEALTH & SAFETY

17. Certain products supplied by us could, if incorrectly used, give rise to risks to health and safety. Information in respect of such products is available from us. You undertake that you will ensure compliance so far as is reasonable practicable by your employees, agents, and customers with any instructions given by us or the manufacturer and will take any other steps or precautions, having regard to the nature of the goods, as are necessary to preserve the health and safety of any person handling, using or disposing of them.

NOTICES

18. Any notices hereunder shall be in permanent readable form and shall be deemed properly delivered if addressed to the party concerned at its principal place of business or last known address. Any notice hereunder shall be deemed to have been delivered, if sent by post, 2 days after posting, and if sent by fax, on the next working day after transmission.

APPLICABLE LAW

19. (a) Subject to clause 18(b) the contract shall be governed by and construed in accordance with English law and subject to the exclusive jurisdiction of the English courts.

(b) If you are domiciled in Scotland within the meaning of the Civil Jurisdiction and Judgments Act 1982, or the goods are delivered to your place of business or at your direction in Scotland, then the contract shall be governed by and construed in accordance with Scottish law and shall be subject to the exclusive jurisdiction of the Scottish courts.

Euro Accessories Ltd (Head Office)

Units 1 - 3, Shannon Industrial Estate
Lodge Road
Sandbach
Cheshire
CW11 3HP
t. 0044 (0) 1270 90 20 20
e. info@euroacc.co.uk

Euro Accessories Ltd (Southern)

Unit 3, Stewart Road
Kingsland Business Park
Basingstoke
Hampshire
RG24 8NF
t. 0044 (0) 1189 819 522
e. basingstoke@euroacc.co.uk

Euro Accessories Ltd (N.I.)

12 Drumatee Road
Markethill
Co. Armagh
BT60 1QE
Northern Ireland
t. 0044 (0) 28 3755 1397
e. armagh@euroacc.co.uk

Euro Accessories Ireland

Strokestown Road
Roosky
Co. Roscommon
N41 XW59
Rep. of Ireland
t. 00353 (0) 71 96 387 96
e. sales@euroacc.ie



30 YEARS ANNIVERSARY