


PRECISION UTILITY LLC


HOW TO CREATE AN ONLINE ACCOUNT

Step 1: You will need a Security Code. You can find your Security Code on top right-hand side of your utility bill as shown below.

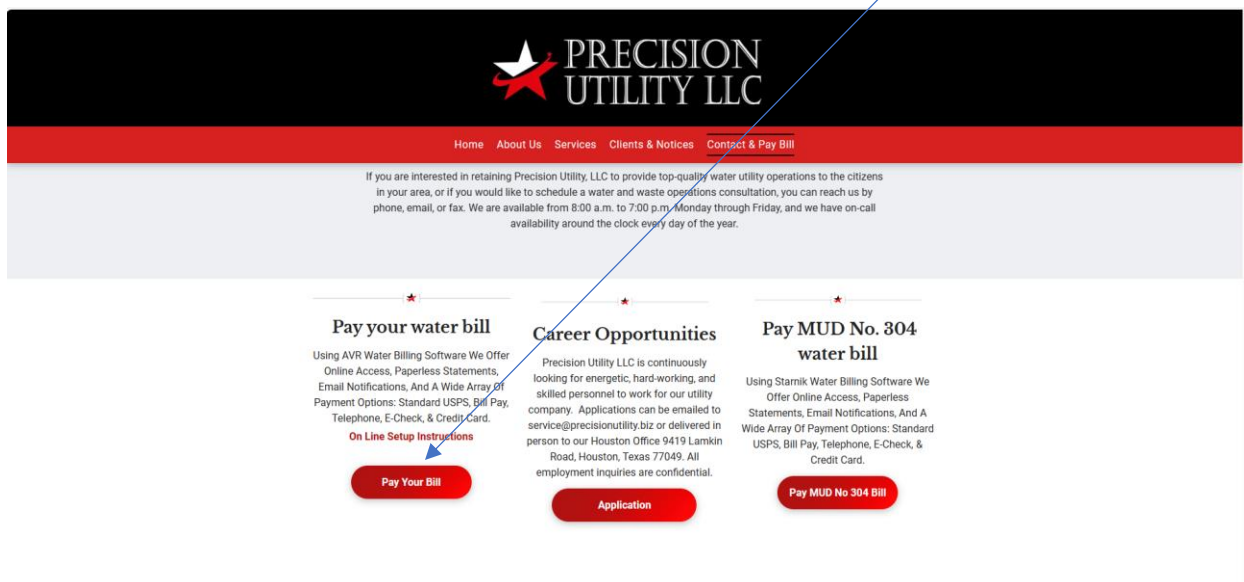
Step 2: Go onto our website -- <https://www.precisionutility.biz>



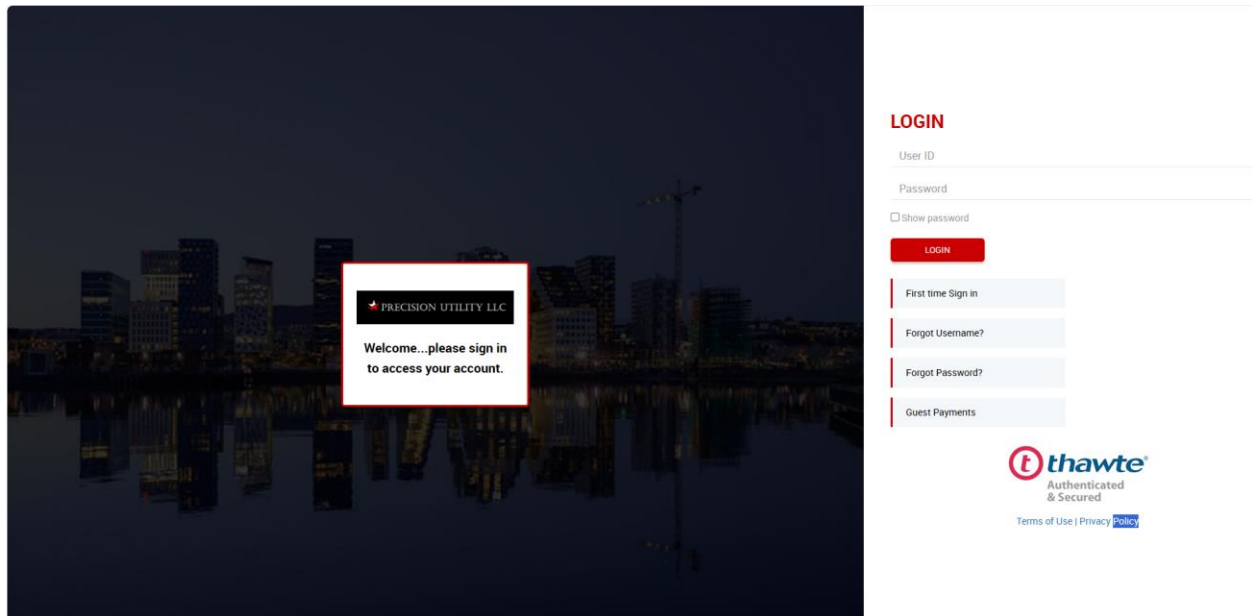
Step 3: Click on the “Contact & Pay Bill” link on our website.



Step 4: Scroll down to “Pay your water bill” section and select “Pay Your Bill”.



Step 5: Click “Sign Up” or “Sign Up Now” to fill out your information.



Step 6: Locate your “Security Code” from step one. Input your code and your email as shown below.

Step 7: Once “Security Code”, “Email Address”, and “Confirm Email Address” are input, click the “Send Verification” button. A verification email will be sent to your email address.

Step 8: Click on the link that appears in your email and you’ll be directed right back to our page where you can log in and set up a password.

Step9: LOGIN and you have made an online account successfully.