

# Designercrete™

DESIGNERCRETE™ is the **latest** in elegant, **hand crafted**, easy care flooring...

Creative Impressions DESIGNERCRETE™ is the latest addition to our decorative concrete surface texturing range.


DESIGNERCRETE™ is a versatile, cost effective 1-3mm polymeric cement coating that transforms plain concrete or fibrous cement floors with a multitude of colours and subtle textures that can simulate the classic looks of a natural stone, marble, slate, ceramic tiles or even timber! Almost anything is possible. You can create an individual colour scheme that will enhance your existing furnishings or decor.

DESIGNERCRETE™ is suitable for a wide range of applications - shops, showrooms, factories, offices, kitchens, bathrooms, laundries, garages, etc. Even the garage will come alive with the handcrafted beauty of DESIGNERCRETE™.

Creative Impressions' range of sealants provide a durable low sheen, matt or gloss finish while their range of maintenance polishes provide the ultimate in protection and enhancement. Application is quick and easy with little mess. Contact Creative Impressions today about this innovative alternative to boring flooring.

**CREATIVE IMPRESSIONS**

Creative Impressions Ltd. Unit 237, Walton Summit Park,  
Bamber Bridge, Preston, Lancs., PR5 8AG, England.  
Registered in England No. 2496456  
Tel. 01772 335435 Fax. 01772 335434  
e-mail: sales@creative-impressions.com  
www.creative-impressions.com



complex **designs** and **patterns** can be **achieved** using **stencils** or **free hand** providing you have a **level** of **artistic flair**.

## The **Art** of Decorative Concrete





# Designercrete™

Polymer cement  
coating (1-3mm)

## DESIGNERCRETE™ ADVANTAGES

- Versatile coating that is durable and easy to apply, can be applied to concrete, plasterboard or wood.
- Primer coat should be applied by brush.
- Base coat if required & top coat should be applied using a squeegee or trowel then textured, sponged and distressed.
- Base coats can be pigmented if required using one of the standard colours or blends of.
- Tile or stone patterns can be achieved by first applying a base coat then using tapes to define the shapes. Custom logos & designs can be made to special order.
- The finished coat can be coloured using one of the 6 standard colours white, black, red, green, blue and yellow
- Other colour variations can be achieved by blending the colours.
- Seal to finish using one of the Creative Impressions range of sealers.



Transform dull  
grey concrete  
with colour and  
texture!

## The **Art** of Decorative Concrete

CREATIVE IMPRESSIONS

