




# | STUDIO COLLECTION



THE  
QUALITY  
GARAGE  
DOOR™



STUDIO COLLECTION

# EXPRESS YOUR CREATIVITY


Explore infinite possibilities with the Studio Collection from C.H.I. Overhead Doors. Featuring modern flush exteriors and custom design options, you can infuse style and character into every section of your door.

A perfect complement to both traditional and modern architecture, Studio Collection doors bring simplistic styling and bold originality to your home's exterior.

**1**  
CHOOSE  
YOUR STYLE



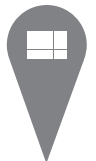
**2**  
DESIGN  
YOUR LAYOUT



**3**  
COMPLETE  
YOUR LOOK



**4**  
FIND YOUR  
PROFESSIONAL



SECTIONS  
5 Years

SPRINGS  
3 Years

HARDWARE  
6 Years



# STERLING

The embodiment of minimalist design, Sterling doors uniquely combine glass and steel for an ultra-sleek profile.



Sterling 2717 shown in burnished slate with optional two rows of tinted infinity glass

## Select Your Garage Door Model

**Section Construction** 2" Thick - 2-Sided Steel

**Material** Heavy Duty / 24<sup>g</sup> Ga. Steel

**Insulation Type** Polyurethane



**R-value / Thermal Performance** R-15.07

**Panel Style / Model Number<sup>3</sup>**

**2717**  
Flush

## Personalize Your Garage Door


**Window Style** Infinity<sup>4</sup>

**Colors<sup>1</sup>** See Chart in back

<sup>1</sup> Refer to your local C.H.I. Dealer for exact color match.  
<sup>2</sup> Lower steel gauge [ga.] number indicates stronger steel.  
<sup>3</sup> Model number indicates window style.  
<sup>4</sup> Glass sections are available with or without cutouts.  
\* Light transmission value of 14%. † Slight uneven surface on steel sections is not considered an imperfection.

### AVAILABLE SIZES

- Widths of 8', 9', 10', 12', 14', 15', 16', 17', and 18'
- 3" height increments up to 14'  
(except 6'3", 6'6", 6'9", 8'3", 8'6", and 10'3")



Sterling 2717 shown in hemlock green with optional three rows of tinted infinity glass



SECTIONS  
Limited Lifetime

SPRINGS  
3 Years

HARDWARE  
6 Years








# PLANKS

Horizontal grooves lend texture and interest to Planks doors, creating depth and subtle dimension.



Planks 2348 shown in cedar accents woodtones with optional black window frames and right stacked windows with obscure glass

## Select Your Garage Door Model

	BETTER			BEST		
<b>Section Construction</b>	2" Thick - 2-Sided Steel			2" Thick - 2-Sided Steel		
<b>Material</b>	Heavy Duty / 27 <sup>2</sup> Ga. Steel			Heavy Duty / 27 <sup>2</sup> Ga. Steel		
<b>Insulation Type</b>	1-13/16" Polystyrene 			1-7/8" Polyurethane 		
<b>R-value / Thermal Performance</b>	R-10.29 			R-17.54 		
<b>Panel Style / Model Number<sup>3</sup></b>						
	<b>2327</b>	<b>2347</b>	<b>2357</b>	<b>2328</b>	<b>2348</b>	<b>2358</b>
Planks						

## Personalize Your Garage Door

	Short	Long	Oversized	Short	Long	Oversized
<b>Window Type<sup>2</sup></b>						
<b>Designer Glass</b>	•	•	•	•	•	•
<b>Colors<sup>1</sup> All Models are available in:</b>	White	Almond	Sandstone	Brown	Gray	Black
<b>Bronze</b>				•	•	•
<b>Desert Tan</b>				•	•	•
<b>Accents Woodtones<sup>1</sup></b>	•	•	•	•	•	•

1 Refer to your local C.H.I. Dealer for exact color and woodtones match. 2 Lower steel gauge [ga.] number indicates stronger steel. 3 Model number indicates window style.

SECTIONS  
Limited Lifetime

SPRINGS  
3 Years

HARDWARE  
3 & 6 Years



# SKYLINE FLUSH



Elevate your home's style with crisp, clean lines and a geometric silhouette.





Skyline Flush 2147 shown in white with optional right stacked windows and tinted glass

## Select Your Garage Door Model

### GOOD

<b>Section Construction</b>	2" Thick - 1-Sided Steel	
<b>Material</b>	Standard / 25 <sup>2</sup> Ga. Steel	Heavy Duty / 24 <sup>2</sup> Ga. Steel
<b>Insulation Type</b>	No Insulation	
	-	
<b>R-value / Thermal Performance</b>		

### BETTER

2" Thick - 1-Sided Steel with Vinyl Back	
Standard / 25 <sup>2</sup> Ga. Steel	Heavy Duty / 24 <sup>2</sup> Ga. Steel
1-3/8" Polystyrene	
	
R-7.94	
	

### BEST

2" Thick - 2-Sided Steel		
Heavy Duty / 27 <sup>2</sup> Ga. Steel		
1-13/16" Polystyrene		
		
R-10.29		
		

### Panel Style / Model Number<sup>3</sup>

	2150	4150	2140	4140	2151	4151	2141	4141	2127	2147	2157	2128	2148	2158
Flush														

## Personalize Your Garage Door

<b>Window Style<sup>2</sup></b>	Short	Long	Short	Long	Short	Long	Short	Long	Short	Long	Oversized	Short	Long	Oversized
<b>Designer Glass</b>											•			•
<b>Colors<sup>1</sup> All Models are available in:</b>	White	Almond	Sandstone	Brown										
Bronze	•				•									•
Gray	•				•					•				•
Desert Tan	•				•									•
Black	•				•					•				•
<b>Accents Woodtones<sup>1</sup></b>										•				•

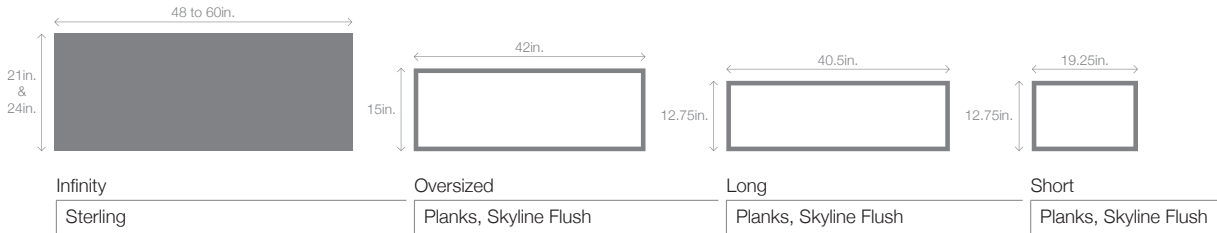
<sup>1</sup> Refer to your local C.H.I. Dealer for exact color and woodtones match. <sup>2</sup> Lower steel gauge [ga.] number indicates stronger steel. <sup>3</sup> Model number indicates window style.



# PERSONALIZING OPTIONS


We offer a variety of personalizing options to help your home stand out in your neighborhood. After choosing your door's style and color, add designer glass, window inserts, or hardware to dramatically change the overall look of your door and add to your home's appeal.

## Sterling, Planks, and Skyline Flush WINDOW TYPES




## Sterling, Planks, and Skyline Flush WINDOW PLACEMENT INSPIRATION

Studio Collection doors offer customizable window placement for endless potential in unparalleled appearance and design.



## Sterling, Planks, and Skyline Flush GLASS



### DESIGNER GLASS


Bring life to your garage door with a wide selection of designer glass options.

### DECORATIVE INSERTS

An impressive addition to your garage door, decorative inserts give the illusion of divided-lites.



*Sterling* **STANDARD COLORS**



Deep Black      Charcoal      Slate Gray      Almond      Bone White      Sandstone      Medium Bronze      Hartford Green


2717

*Sterling* **CUSTOM COLORS**



Matte Black      Musket Gray      Ash Gray      Bright White      Stone White      Cityscape      Pebble Clay      Mansard Brown      Burnished Slate      Dark Bronze      Classic Green      Hemlock Green      Teal      Slate Blue

2717



Sierra Tan      Royal Blue      Regal Red      Colonial Red      Burgandy      Terra Cotta      Galvalume Plus      Western Rust      Copper Penny      Weathered Zinc      Silver      Vintage      Champagne      Aged Copper

2717

*Planks and Skyline Flush* **STANDARD COLORS**



White      Almond      Sandstone      Brown      Bronze      Gray      Desert Tan      Black

<b>Planks</b> 2327, 2347, 2357, 2328, 2348, 2358	2328, 2348, 2358	2327, 2347, 2357, 2328, 2348, 2358	2328, 2348, 2358	2327, 2347, 2357, 2328, 2348, 2358
<b>Skyline Flush</b> 2150, 4150, 2140, 4140, 2151, 4151, 2141, 4141, 2127, 2147, 2157, 2128, 2148, 2158	2150, 2151, 4150, 4151, 2128, 2148, 2158	2150, 2151, 4150, 4151, 2127, 2147, 2157, 2128, 2148, 2158	2150, 2151, 4150, 4151, 2128, 2148, 2158	2150, 2151, 4150, 4151, 2127, 2147, 2157, 2128, 2148, 2158

*Planks and Skyline Flush* **ACCENTS WOODTONES**



Walnut      Driftwood      Mahogany      Cedar      Dark Oak

**Planks** 2327, 2347, 2357, 2328, 2348, 2358  
**Skyline Flush** 2127, 2147, 2157, 2128, 2148, 2158



*Planks and Skyline Flush*  
**POWDER COATING**

Our in-house powder coating provides 100's of color options while providing a maintenance free, durable finish.

Powder Coating is not available on all models; refer to your local C.H.I. Dealer for more information.



*Studio Collection* **WARRANTY**

Part of owning a C.H.I. garage door is knowing that you can rely on the industry's best warranty. To maintain proper operation, an annual service inspection by a C.H.I. Dealer is encouraged.



# | DOORVISIONS

*Bring your vision to life.*

C.H.I. DEALERS

## A BETTER BUYING EXPERIENCE

All C.H.I. doors, replacement parts, and accessories are sold only through our network of C.H.I. dealers: dedicated professionals who install and service our doors with the same quality and workmanship we use to manufacture them.

chiohd.com | 1485 Sunrise Drive | Arthur, IL 61911 | USA

Your Local Garage Door Professional