



Improve Your Outlook

INSULATED BIFACIAL MODULE# F-200



High Module Efficiency

Module efficiencies of up to 15.5% are achieved through the use of advanced bifacial cell technology. Unique cells offer equal front and back efficiencies up to 19.1% helping customers capitalize on their solar investment.



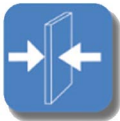
Reduced Cell Shading

Minimization of shading is accomplished by a large glass border, increasing the amount of light allowed through so more backlight is allowed through. 25% of the surface of the module is not covered by cells.



Superior Low Light Performance

Modules offer exceptional performance in low light conditions.



Bifacial Technology

Both front and back surfaces of the modules are equally capable of generating electricity. The back surface generates power through the use of light reflected from the surrounding area. Mounting with the Florian system maximizes a site's available albedo light can yield up to 30% or more gain in power generation per square foot.




Seamless Integration

Designed exclusively for Florian you can upgrade most existing Sierra Sunroom, Geneva Greenhouse, Monarch Conservatory and Woodhaven Solarium. With over 600 different standard sizes our F-200 module can be added to almost any future project.



Quality and Reliability

Advanced Testing and inspection of every module insures that quality is upheld. Every module produced is tested in the latest Electroluminescence and class A sun simulator technology.



PROUDLY MADE IN AMERICA 

www.FLORIANSolar.com

Bifacial Module

Model B150

Electrical Data

		Projected specifications including additional backside irradiation contribution in Isc as a percent of STC.			
		STC*	10%	20%	30%
Rated Power	Pmax (W)	147	162	177	191
Rated Voltage	Vmp (V)	18.4	18.3	18.3	18.3
Rated Current	Imp (A)	8.00	8.89	9.65	10.46
Open Circuit Voltage	Voc (V)	23.1	23.2	23.4	23.5
Short Circuit Current	Isc (A)	8.72	9.59	10.46	11.34
Module Efficiency	(%)	12.0	13.2	14.4	15.5
Max System Voltage	UL	600V			
Series Fuse Rating		15A			
Temperature Coefficients					
	Power	-0.466 %/°C			
	Voltage (Voc)	-0.320 %/°C			
	Current (Isc)	0.100 %/°C			
NOCT (C°)		47.1°C**			

Mechanical Data

Glass, Front & Back	2 x 3.2mm Tempered
Frame Type	Frameless
Bypass Diodes	2
Junction Box	Back Mounted
Cable Length	900mm
Connectors	Amphenol Helios H4
Dimensions	1613mm X 762mm X 7.2mm*** (63.50in X 30.00in X 0.28in)
Weight	45.5 lbs. (20.6kg)

Operating Conditions

Temperature	-40°C to 85°C (-40°F to 185°F)
Max Load	Standard 4-point mount: 57 psf Continuous perimeter mounting (non-BIPV): 170 psf** BIPV: 30 psf
Impact Resistance	25mm (1") Hail at 23m/s (52 mph)

Certifications & Warranty

Certifications	UL 1703 & ULC/ORD-C1703 Fire Rating: Class C
Warranty	See Prism module warranty certificate

* Measured at Standard Testing Conditions: cell temp 25°C, AM1.5, 1000W/m². Tolerance +/- 5%.

** Pending

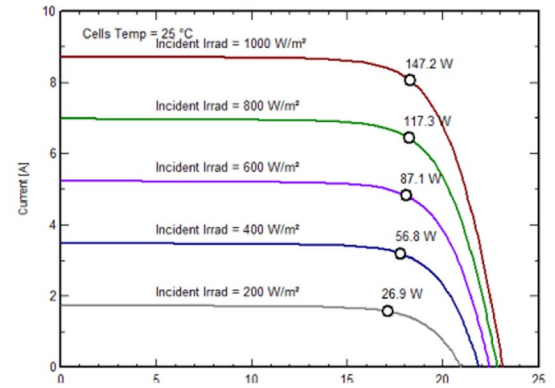
*** Length and width dimensions are +/- 5mm.

IMPORTANT: Prism modules are rated at STC conditions. These ratings do not account for additional power produced from the back of the module. Under certain mounting conditions, Prism modules could produce up to 30% more power than their STC rating. This additional power should be accounted for when sizing and selecting system components.

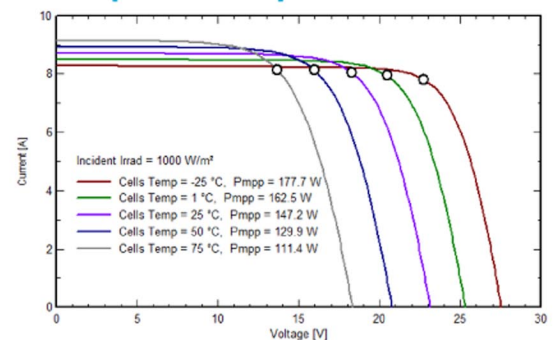
CAUTION: Read the Installation Manual carefully before using this product. All specifications are subject to change without notice.

rev 130123

Irradiance Dependence

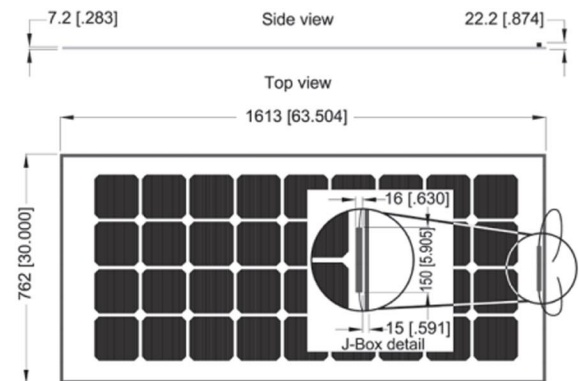


Temperature Dependence



Dimensions, mm (in)

Length & width dimensions and j-box location are +/- 5mm.



TO MAXIMIZE POWER

- Avoid shading the back side of the module by the support rack.
- Mount modules over highly reflective surfaces, such as a white roof or crushed white stone.
- Elevate modules above the mounting surface as much as possible.

www.FLORIANSolar.com

