



US008564778B1

(12) **United States Patent**
Igarashi

(10) **Patent No.:** **US 8,564,778 B1**
(45) **Date of Patent:** **Oct. 22, 2013**

(54) **CUSTOM COSMETIC BLENDING MACHINE**

(71) Applicant: **Larry Y Igarashi**, Coto De Caza, CA
(US)

(72) Inventor: **Larry Y Igarashi**, Coto De Caza, CA
(US)

(*) Notice: Subject to any disclaimer, the term of this patent is extended or adjusted under 35 U.S.C. 154(b) by 0 days.

(21) Appl. No.: **13/621,732**

(22) Filed: **Sep. 17, 2012**

Related U.S. Application Data

(63) Continuation-in-part of application No. 13/523,892, filed on Jun. 15, 2012, now abandoned.

(60) Provisional application No. 61/527,283, filed on Aug. 25, 2011.

(51) **Int. Cl.**
G01J 3/46 (2006.01)

(52) **U.S. Cl.**
USPC **356/402**

(58) **Field of Classification Search**
USPC 356/402
See application file for complete search history.

(56) **References Cited**

U.S. PATENT DOCUMENTS

6,177,093 B1 1/2001 Lombardi et al.
6,284,228 B1 9/2001 Markowitz
6,437,866 B1 8/2002 Flynn

6,603,550 B1 8/2003 Flynn
6,935,386 B2 * 8/2005 Miller et al. 141/18
7,206,664 B2 * 4/2007 Schmid 700/239
7,445,372 B1 * 11/2008 Engel et al. 366/168.1
8,351,038 B2 * 1/2013 Carroll et al. 356/402
2002/0179639 A1 12/2002 Bartholomew
2003/0090176 A1 5/2003 Bartholomew
2009/0210322 A1 8/2009 Stark

* cited by examiner

Primary Examiner — Layla Lauchman

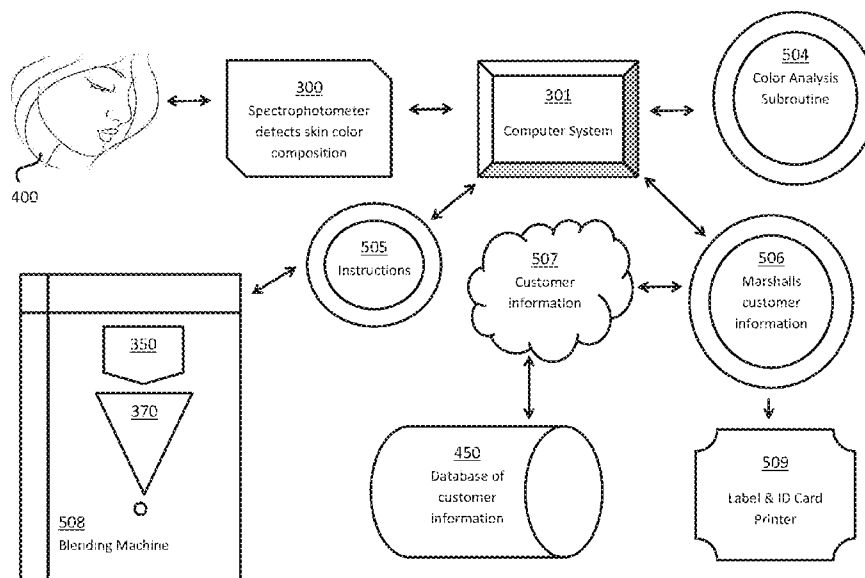
(74) *Attorney, Agent, or Firm* — Steven A. Nielsen; Allman & Nielsen, P.C.

(57) **ABSTRACT**

A spectrophotometer **300**, webcam **302** or other instrument measures the color composition and texture of a person's face **400** or other body part. A computer system **301** includes a processor **501** and a non-transitory, non-signal computer readable medium **500** containing machine readable instructions that accept data from a spectrophotometer **300** or like instrument and uses a main executable program **502** and a subroutine **504** for color analysis to derive a mix of color to create a cosmetic product matching or enhancing the color composition and/or texture of the person's face or other body part. The computer system **301** and subroutine for color analysis create machine readable instructions **505** for the firmware of a cosmetic blending and dispensing machine **508**. In order to properly mix and dispense high viscosity and air bubble riddled cosmetic material, a medical grade peristaltic pump **354** is used with triangle needle nozzles **374**.

20 Claims, 9 Drawing Sheets

Custom Cosmetic Blending Machine and System



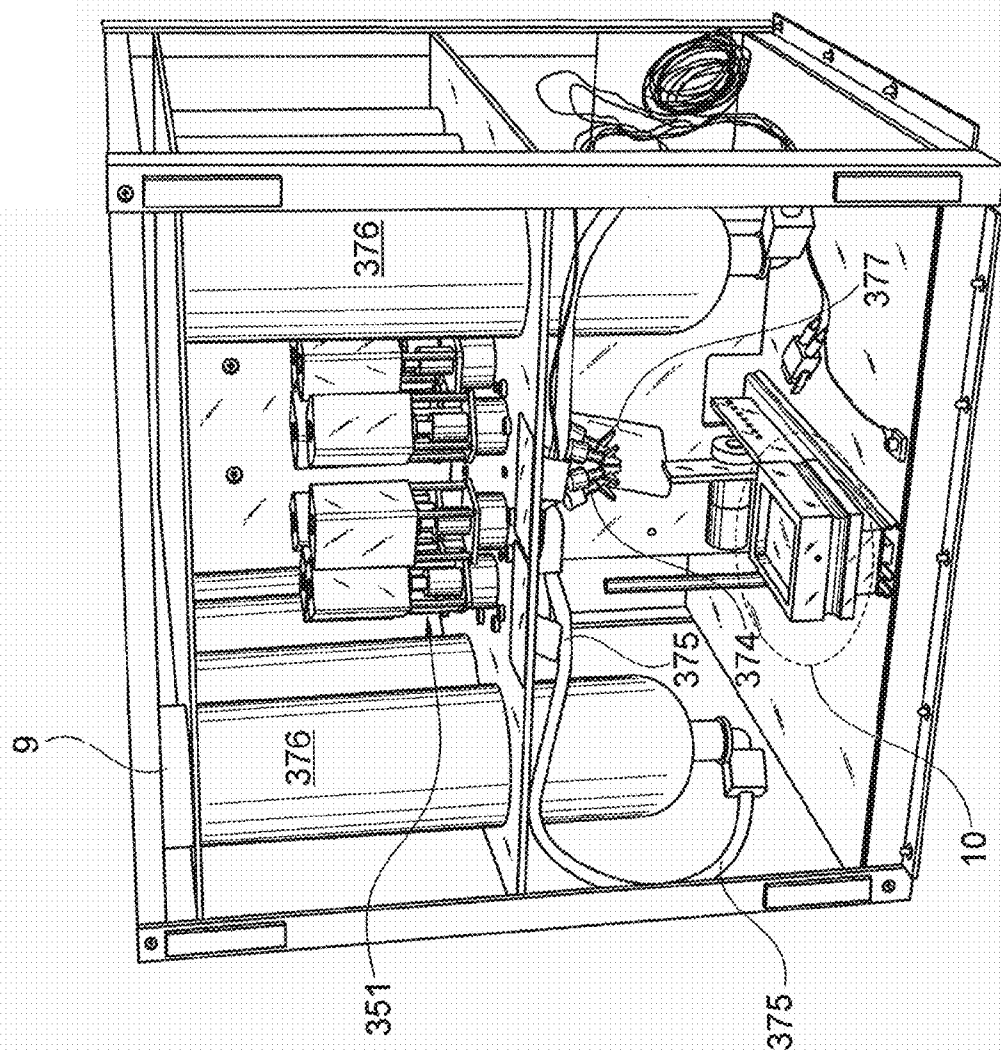


Fig. 1A

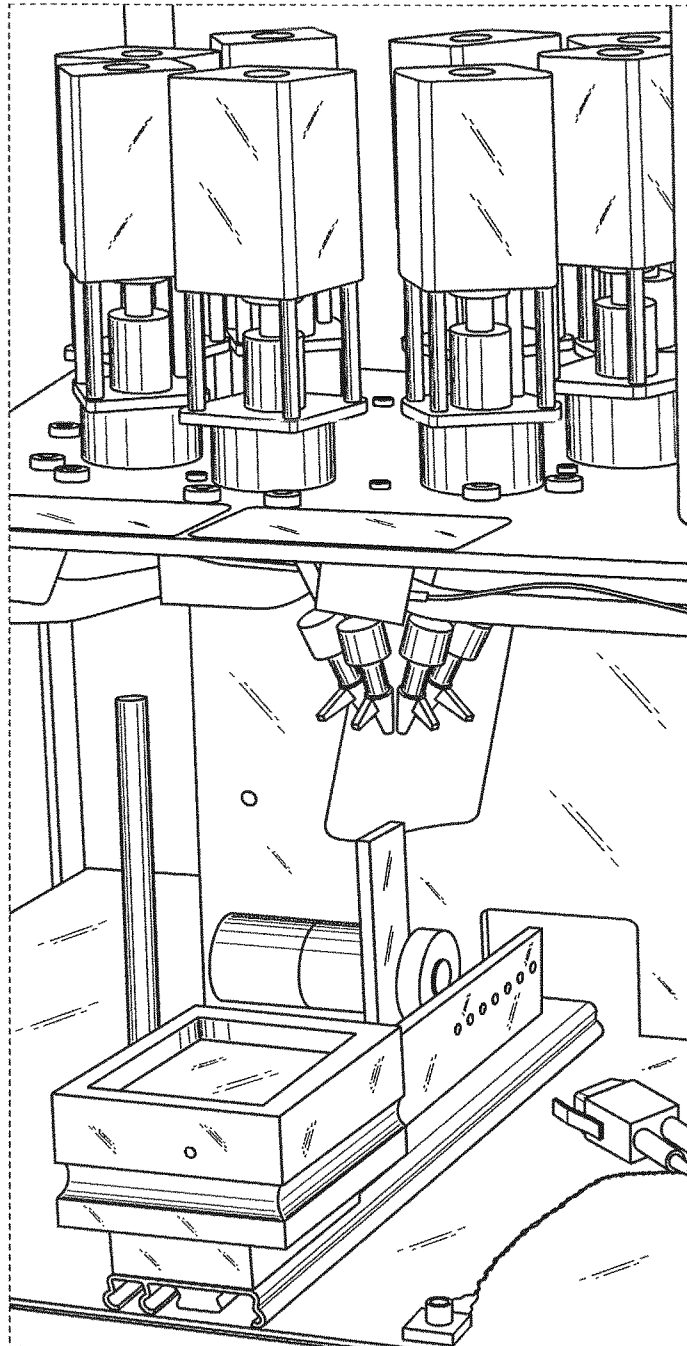


Fig. 1B

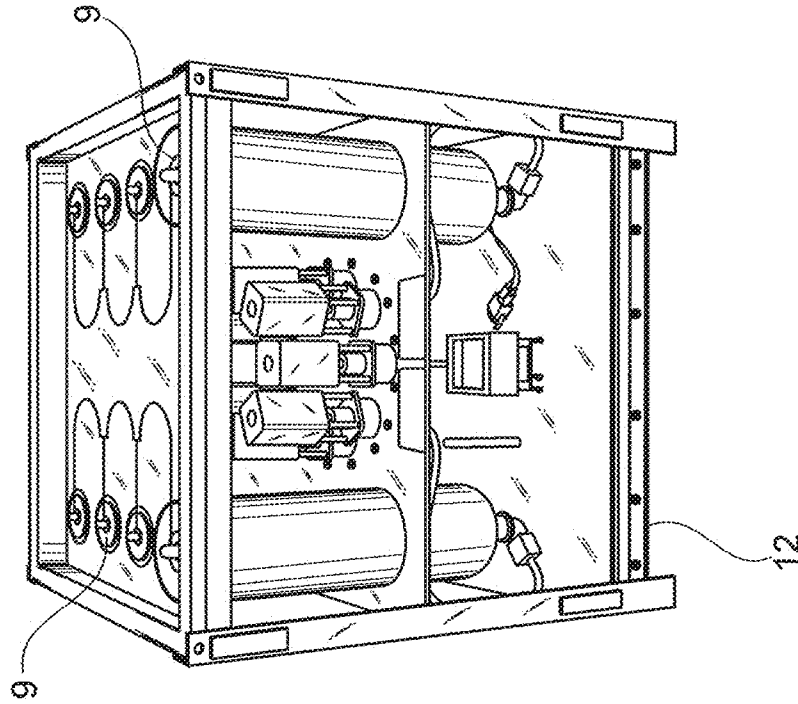


Fig. 2

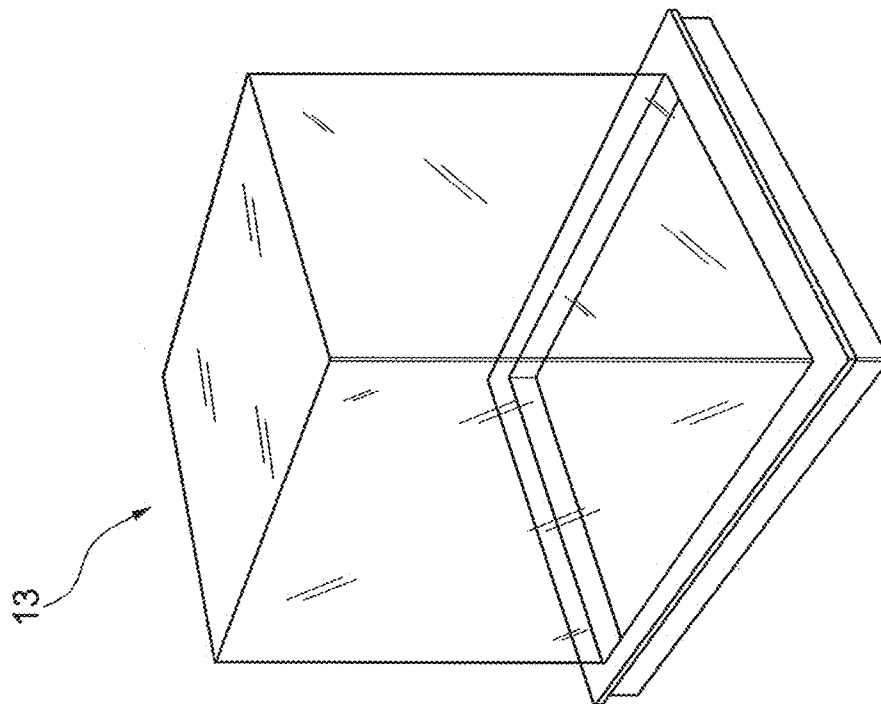


Fig. 3

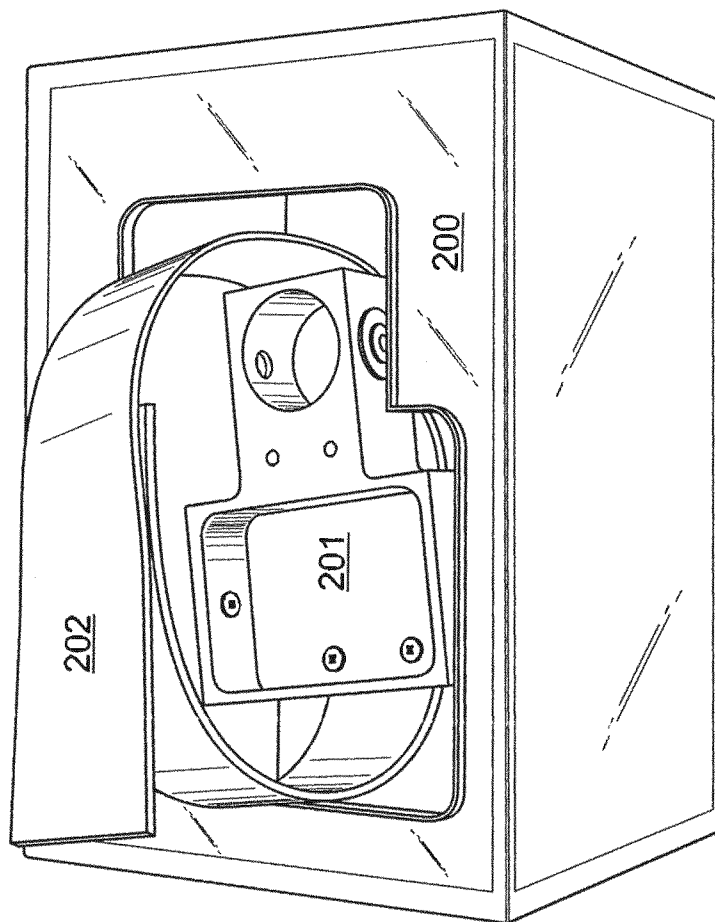


Fig. 4

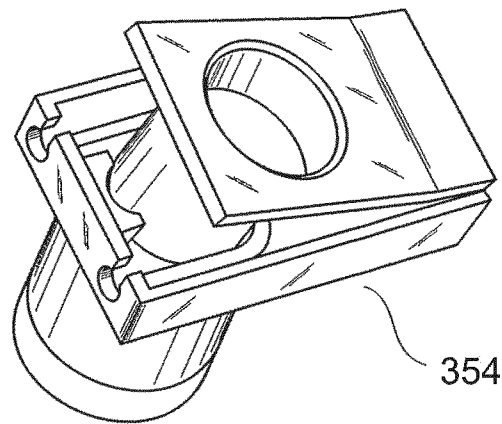


Fig. 5A

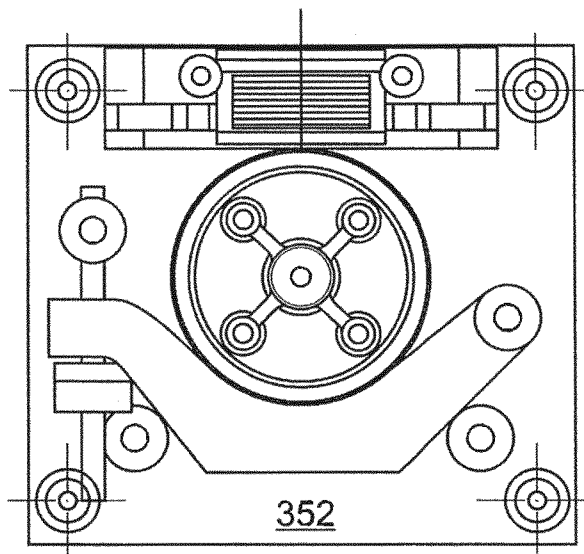


Fig. 5B

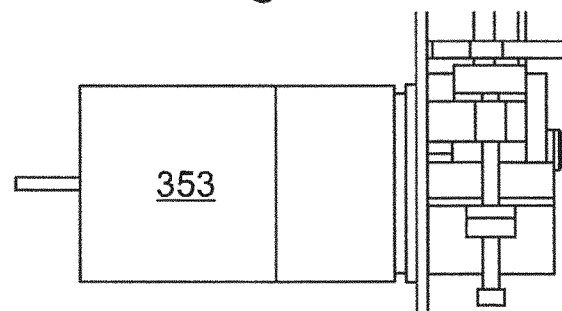
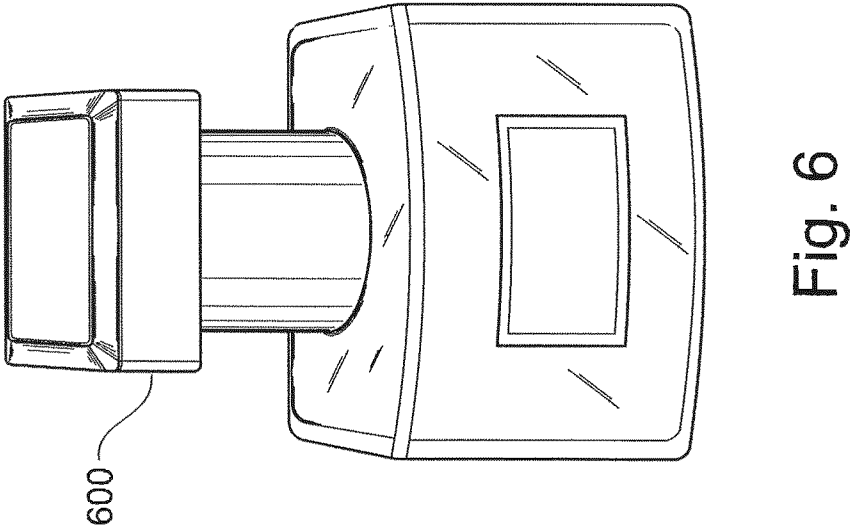
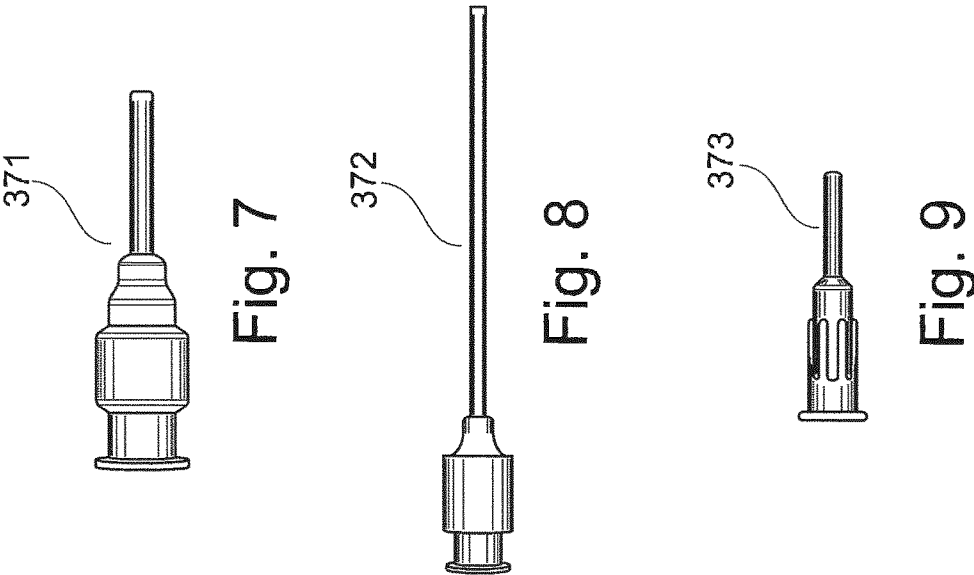


Fig. 5C



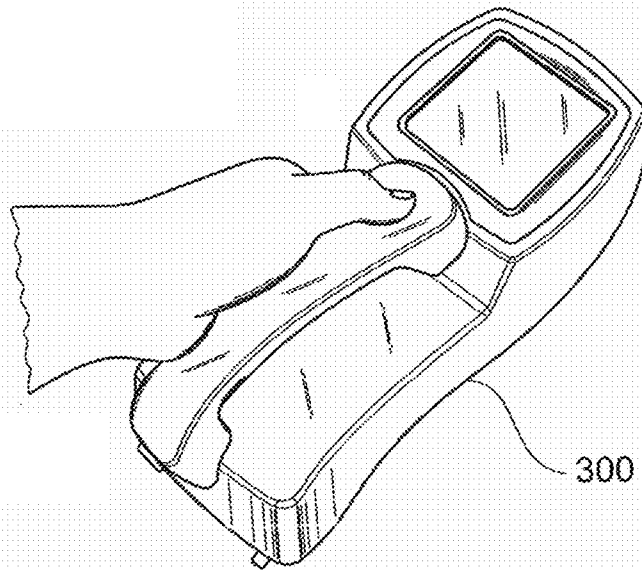


Fig. 10

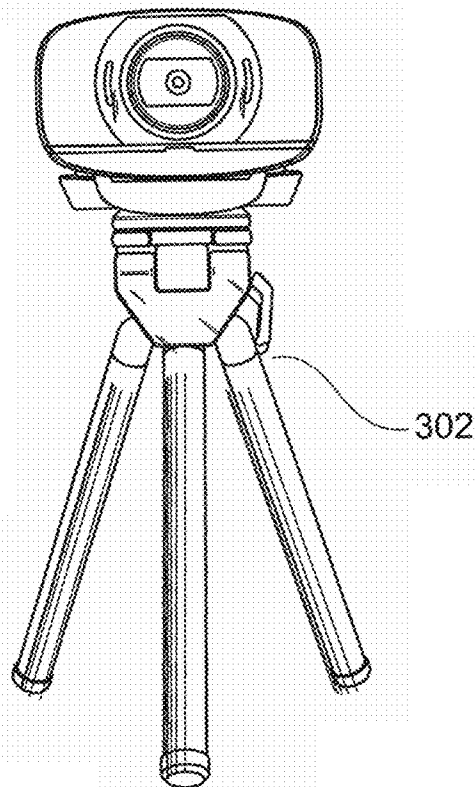


Fig. 11

Fig. 12 Custom Cosmetic Blending Machine and System

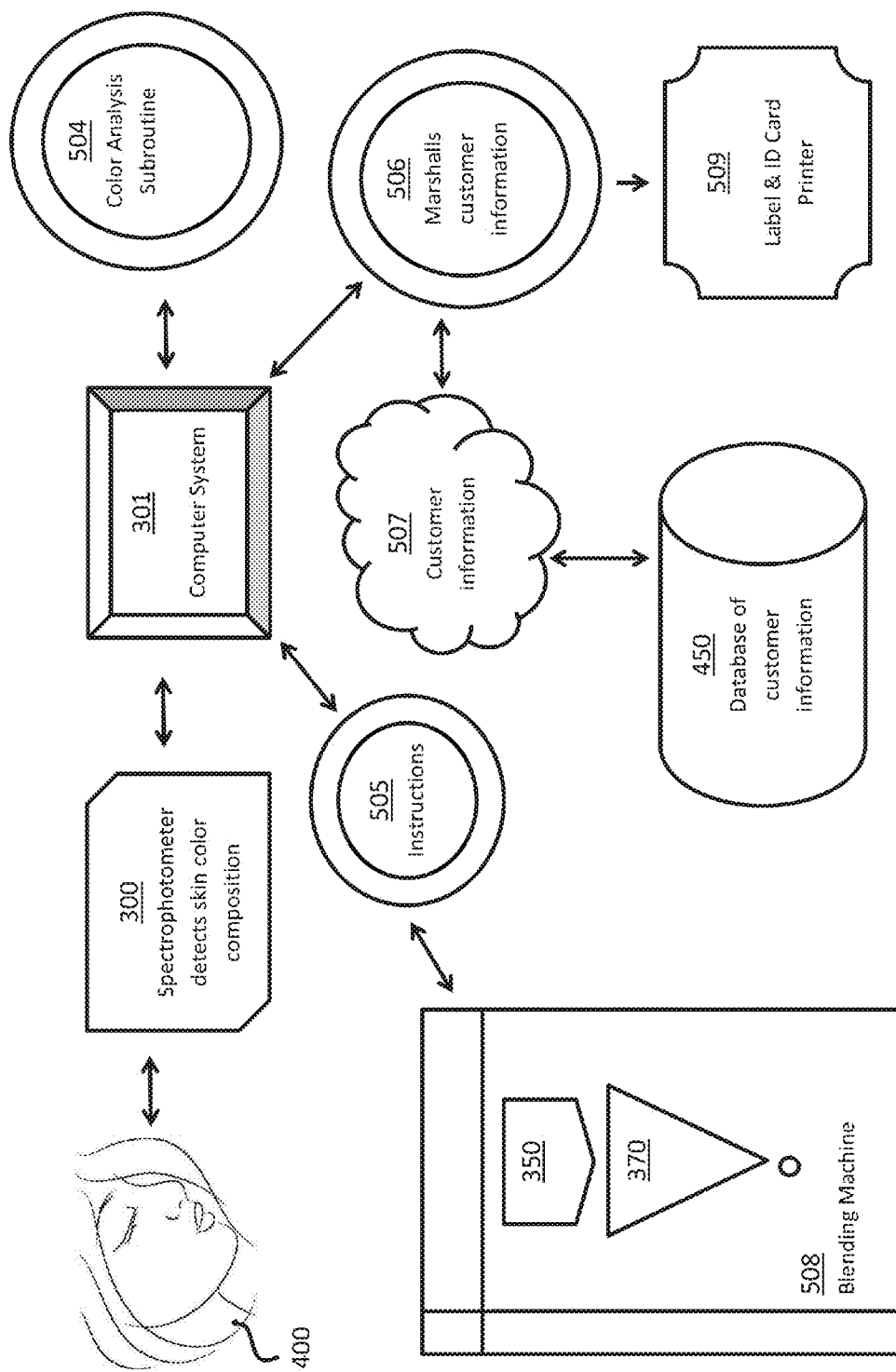
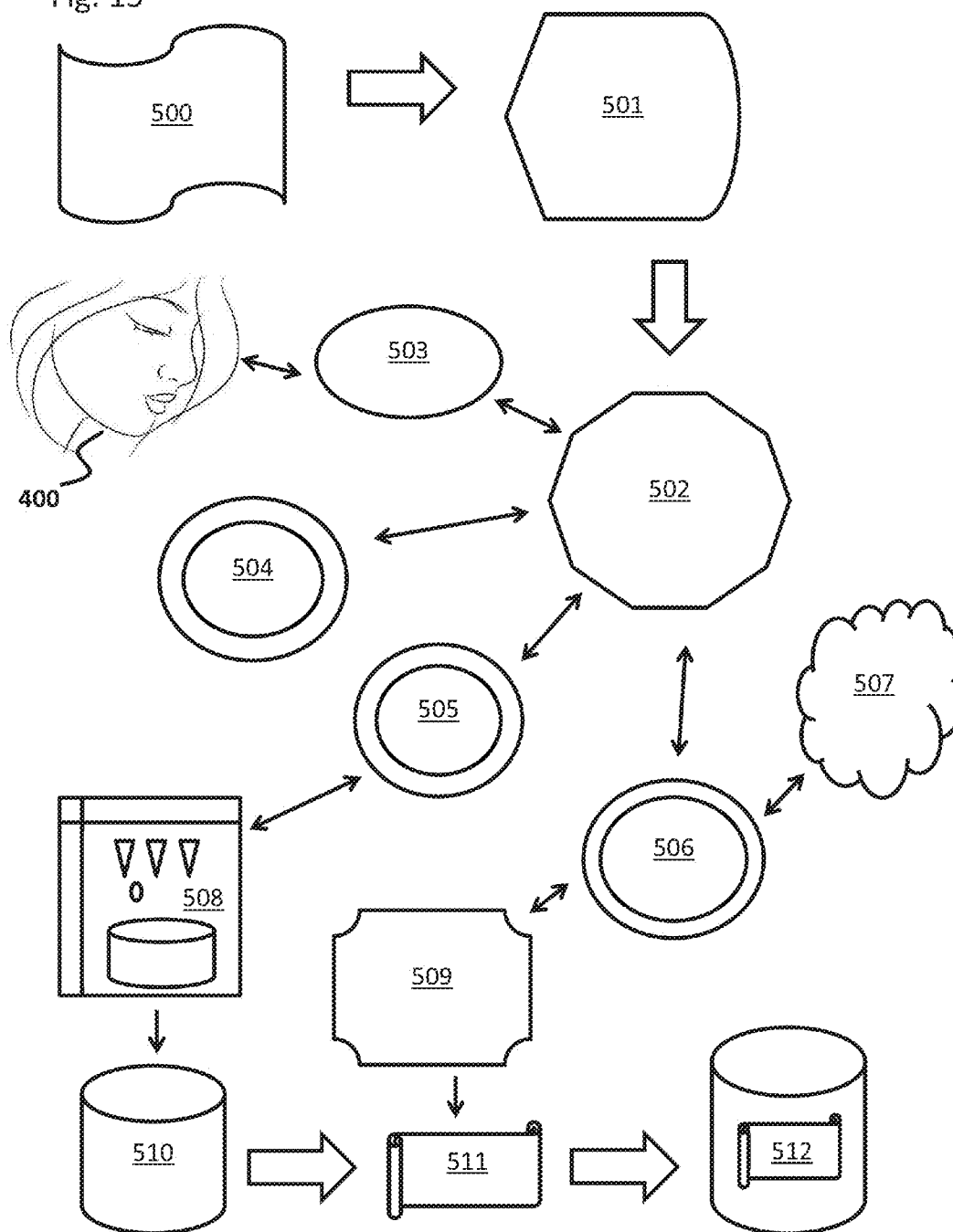


Fig. 13



CUSTOM COSMETIC BLENDING MACHINE

CROSS-REFERENCE TO RELATED APPLICATIONS

This utility application is a continuation in part application based upon U.S. utility application Ser. No. 13/523,892 filed on Jun. 15, 2012 which claims the priority date of U.S. provisional patent application 61/527,283 filed on Aug. 25, 2011. The contents of both related patent applications are incorporated herein by reference as if restated herein. If any conflict arises between the disclosure in this utility application and that in the related applications, the disclosure in this utility application shall govern. Moreover, the inventor incorporates herein by reference any and all patents, patent applications, and other documents hard copy or electronic, cited or referred to in this application and the related applications.

BACKGROUND OF THE INVENTION

(1) Field of the Invention

The invention generally relates to custom cosmetic coloring systems. More particularly, the invention relates to means and methods of creating custom cosmetic products having colors matched to a consumer's individual skin color by custom developed software, a skin color analysis device, color blending and dispensing machines, and client data network utilization.

(2) Description of the Related Art

Today's cosmetic markets produce and sell just a small subset of available colors. The known related art fails to anticipate or disclose the principles of the present invention.

In the related art, a past company called Prescriptives, which is now owned by Estee Lauder, used a "Hand Making" custom blending foundation. This service is no longer offered. The past Hand Making service comprised the creating of a wide range of colors beyond that of their standard on the shelf stock color foundations. The mixed colors were printed upon a color chart, and the color chart was placed next to a woman's face to find the closest color match. This process is similar to what women now do to find the closest color of stock items. The creation of a color was made with a white base container with a pump as well as other pigment containers with pumps. A pigment ratio chart was used to make the selected color; pigments were pumped according to the ratio chart. The final mixture was mixed and shaken by hand. Prescriptives used #1 to #7 range of light to dark pre-mixed white bases.

Due to human hand mixing with eyeball judgment, Prescriptives' operators had to make several attempts to obtain a suitable color match. Such a trial and error method resulted in tremendous of material and customer goodwill. As each color matching attempt would consume 30 to 45 minutes customers became disenchanted with the prior art.

In a somewhat related field, paint dispensers may be found in retail establishments such as Home Depot, Lowe's and Dunn Edwards paint stores. Customers in such stores select a color from a color fan deck. A store worker enters the color number into a machine and pigment dispensers drop pigment into a waiting container of white paint base. The container lid is then closed and a machine vigorously mixes the paint. Some stores have pre-equipped stationary scanner where customer's desired color sample is held up under, and the scanner finds the closest color to match. Paint industry use larger quantity of paint base and pigments like quart to 5 gallon units.

U.S. Pat. No. 6,437,866 B1 by Flynn granted on Aug. 20, 2002 discloses an indirect method of matching color by measuring skin color, using a computer program and screen to display the measured skin color in comparison to the customer's face. Flynn then presents various pre-mixed cosmetics for selection by the customer. While Flynn may artfully present pre-made or off the shelf cosmetics to a consumer, Flynn fails to mention or anticipate means or methods to create custom products matching the skin tones of a customer.

U.S. Pat. No. 6,603,550 B1 by Flynn et al granted on Aug. 5, 2003 discloses a handheld skin color measuring device attached to a computer. The system measures a customer's skin color and then recommends pre-existing products having similar colors. The '550 patent eschews custom color manufacturing as being too expensive and time consuming. Thus, there is room in the art for efficient, accurate, quick and economical means of customer color analysis and means of custom color product production.

U.S. patent application 2002/0179639 A1 by Bartholomew et al published on Dec. 5, 2002 discloses an interactive custom cosmetic powder color and effects dispensing system. But, Bartholomew fails to disclose or consider non-powder applications and fails to disclose liquid applications, such as those presented in the present application. Moreover, Bartholomew fails to disclose just how colors are blended or how colors are targeted for blending.

U.S. patent application 2003/0090176 A1 by Bartholomew et al published on May 15, 2003 attempts to disclose a system for cosmetics point of sale display and cosmetics dispensing. Here again, actual means of color capture and/or color production of liquids are not disclosed.

U.S. patent application 2009/0210322 A1 by Stark published on Aug. 20, 2009 merely discloses a mental process of mixing elements, shaking, applying the compound to the customer, waiting five minutes and looking at the color. Stark fails to disclose any enabling means of automatically matching products to customer skin color. Moreover, Stark fails to disclose, suggest or anticipate means of dealing with non-powder ingredients.

U.S. Pat. No. 6,177,093 B1 by Lombardi et al granted on Jan. 23, 2001 and U.S. Pat. No. 6,284,228 B1 by Markowitz et al granted on Sep. 4, 2001 disclose color blending by use of pellets of colors but fail to disclose or suggest means or methods of creating true custom colors by use of dynamic quantity control of color elements. The use of pellets presents a short fall in the art as color creation is limited in increments equal to the size of the pellets. There is no way to create colors that occur between pellet sizes.

A system sometimes called Microskin™ comprises material applied to skin to cover skin blemishes. The color of the material may be based upon a scan of the consumer's skin. But, Microskin™ fails to disclose means or methods of applying makeup or deriving makeup color.

BRIEF SUMMARY OF THE INVENTION

The present invention overcomes shortfalls in the related art by presenting an unobvious and unique combination and configuration of methods and components to seamlessly match a customer's facial color with cosmetic color. Embodiments of the invention include custom blending for foundations, tinted moisturizer, concealers, primers, powder, blushes, shimmers, lipstick, lip gloss, eye shadows and other products in very minuscule volume such as a 1/2 ounce to 1 ounce unit with extreme accuracy of bases, blenders/pigments, thinner, moisturizer and additives measured and dispensed in micro milliliter to milliliter units.

3

The invention overcomes shortfalls in the related art by using various devices such as spectrophotometers, cameras, or webcams to measure skin color and to report precise percentages of all relevant color components or light frequencies using custom software. For added accuracy, two or three separate locations upon a customer's face may be measured in order to derive a best average, or averaging feature software may be utilized. Accuracy is further enhanced by using lighting from light frequencies approximating natural day light.

Embodiments of the present invention overcome short falls in the art by discovery of an unobvious combination of medical peristaltic pumps, tapered nozzle needles, triangle nozzle needles, canister caps with agitator rods and end plates and other components that provide unexpected results. Some embodiments do not use an agitator.

Embodiments of the present invention overcome short falls in the art by use of color chat cameras used in combination with live help sessions wherein operators of a disclosed system communicate in real time with consumers. Thus, consumers may have their skin colors scanned remotely during live consultations wherein consumers and instructed as to proper lighting and body positioning to obtain a correct color scan. Embodiments of color chat cameras are sometimes known as webcams and similar devices. The disclosed use of webcams allows operators of the system to provide real time instructions to consumers so that consumers will present their faces to the webcams in the best possible light, focus and angle. On the system side, an operator may adjust webcam images to more accurately obtain a true color sample. The webcam embodiments also work well in a retail or store setting wherein a customer will sit in front of a webcam and receive face to face instructions from a worker in the retail store. In addition to webcams, smart phones and similar devices may be used to obtain skin color and/or skin texture information.

In the prior art, liquid cosmetic products such as foundation, concealer, primer, tinted moisturizer, and the like are riddled with air holes trapped within thick viscosity and typically clog dispensing nozzles. Prior art dispensing machines for liquid cosmetic products fail to control the starting and stopping of product dispensed from nozzles.

Embodiments of the disclosed mixing and dispensing system fulfill a long felt need in the art that has gone unsatisfied to date. For example, while many paint colorization and dispensing systems may be observed in many home improvement establishments, the high air bubble content and high viscosity of liquid cosmetics has prevented the proliferation of analogous dispensing systems in cosmetic establishments.

The disclosed embodiments represent results that far surpass the product of normal or routine experimentation by those reasonably skilled in the art. Components and methods from unrelated disciplines were combined in unobvious and counter intuitive ways to derive the disclosed systems and methods.

Embodiments of the invention also include the use of custom software and custom pigment dispensers.

Embodiments of the invention comprise three software modules, stored upon non-transitory computer readable mediums. A custom foundation software module analyzes, calculates and formulates precise compositions of scanned skin color by use of spectrophotometers, cameras or webcams to obtain breakdown percentages of the color pigment/blenders used to custom blend foundation and other custom cosmetic products.

A device driver custom software module receives the formulation software's color pigment/blenders' blending infor-

4

mation to command the firmware of the custom cosmetic blending and dispensing machine, and operate the disclosed machinery accordingly.

A custom client file software module accepts all information of each customer and issues a Client ID card with customer number, and sends all information of the customer including her custom formulation analysis to the company's main server by remote network so that all store locations can share all customers' information, and that each customer can order her custom blending product from store location or even online at the company's website.

Dispensers for color blenders are used to dispense minuscule quantities of color blenders and base in waiting containers. In certain embodiments, containers of various sizes including 0.5 to 1.0 ounces. Such products include foundation, concealer, primer, tinted moisturizer and others.

The disclosed Custom Color Blending and Dispenser Machine may blend custom color within a container that is either pre-filled or not pre-filled with base material. All materials (bases and color blenders) used in this invention are homogenized for best mixing result and avoiding separation.

Each dispenser may be filled with color blenders or other materials such as thinners for a thin (sheer) or medium coverage foundation or moisturizer additives to make dry and combination types of foundation. Thus, a water base thinner with preservative may be added to a foundation to create a more natural look (sheer or medium coverage) as opposed to a thick or heavy "caked-up" foundation, which is also called full coverage. The moisturizer additives may be comprised of water based moisturizing material and used to supplement dry or combination types of foundation as opposed to an oily type foundation. Thus, embodiments of the invention can not only formulate and dispense each woman's individual custom color product, but also can satisfy each customer's complicated multiple requirements including coverage choices and skin type choices accurately and in several minutes in front of customers.

The software may be used to calibrate the machinery and to derive the precise quantities, densities and viscosities of material used to make custom color make-up products.

In one disclosed process, containers, often 0.5 to 1.0 ounces are filled with white base make-up products. A color measuring device such as a spectrophotometer, camera or webcam may be used to measure color compositions of skin color in calibration with off the shelf color software such as Photoshop™ and the disclosed custom software, the measured skin color components are transmitted into a computer control unit having access to the color blenders, bases, thinner, and moisturizing additive dispensers. Using the color composition analysis from the coloring measuring device, color blenders, bases, with or without thinner or moisturizing additives are dispensed to the containers.

The containers may include steel, plastic, ceramic, glass or other types of balls. Such weight balls are helpful in thoroughly blending and mixing the contents of a container. Embodiments of the invention include the use of high frequency and vibration mixer/shakers of multiple shaking angles, distances and directions in the mixing process to obtain optimal mixing results.

The disclosed software and machinery systems include means and methods for entry and storage of a customer's name, address, phone number, color analysis report, purchase records, names of products purchased and other information. The software may be executed within a personal computer using a monitor, barcode scanner, label printer and customers' personal ID card printer. The software facilitates the printing of labels to be affixed to each finished container

5

and/or the customer ID cards useful to customers at other store locations and online purchase websites. All product and customer information may be shared from store to store via a PC network.

Embodiments of the invention also match not only skin color but also skin type with the term "skin type" defined on a gradation scale ranging from oily skin, medium skin to dry skin. A skin type is matched by adjusting the amount of moisturizer material and by adjusting the coverage. The coverage may be adjusted by dispensing different amounts of thinner. The term "sheer overage" sometimes refers a mixture having an amount of thinner.

These and other objects and advantages will be made apparent when considering the following detailed specification when taken in conjunction with the drawings.

BRIEF DESCRIPTION OF THE DRAWINGS

FIG. 1A depicts a perspective view of a custom cosmetic mixer and dispenser

FIG. 1B depicts a perspective view of a custom cosmetic mixer and dispenser

FIG. 2 depicts a perspective view of a case used to cover a custom cosmetic mixer and dispenser

FIG. 3 depicts a perspective view of a custom cosmetic mixer and dispenser

FIG. 4 depicts a perspective view of shaker

FIG. 5A depicts a perspective view of a peristaltic pump

FIG. 5B depicts a sectional view of a peristaltic pump

FIG. 5C depicts a sectional view of a peristaltic pump

FIG. 6 depicts a container of custom mixed cosmetic product

FIG. 7 depicts a first needle nozzle

FIG. 8 depicts a second needle nozzle

FIG. 9 depicts a third needle nozzle

FIG. 10 depicts a hand held spectrophotometer

FIG. 11 depicts a webcam

FIG. 12 is a flow chart of a disclosed system

FIG. 13 is a schematic of a disclosed system

REFERENCE NUMERALS IN THE DRAWINGS

8 automatic balance level sensors

9 canister cap and agitator rod assembly

10 automatic loader and unloader assembly

12 LED lights within the case or frame

13 exterior cover

200 vibrator and shaker machine

201 holding carriage of vibrator and shaker machine

202 holding strap of vibrator and shaker machine

300 hand held color spectrophotometer

301 computer system

302 webcam

350 peristaltic pump representation

351 stepper motors

352 a sectional view of a peristaltic pump

353 a sectional elevation view of a peristaltic pump

354 peristaltic pump made by Watson Marlow

370 needle nozzle representation

371 a first embodiment of a needle nozzle

372 a second embodiment of a needle nozzle

373 a third embodiment of a needle nozzle

374 a forth embodiment of a needle nozzle as found in FIG.

1A

375 flexible tubing

376 canister used to hold cosmetic material

6

377 an assembly of a plurality of needle nozzles positioned to fit within one container opening

400 human face

450 database of customer information

500 non-transitory non-signal computer readable medium

501 processor

502 main executable program

503 a general spectrophotometer device such as a webcam

504 subroutine for color analysis, derives mix of color

505 machine readable instructions for the firmware of a cosmetic blending machine

506 subroutine to manipulate customer data to generate information to print on a label and to transmit over a network

507 a network with may be connected to other cosmetic mixing systems

508 an embodiment of a custom cosmetic blending machine

509 a label printer

510 a container of custom color mixed cosmetics

511 a label generated by a label printer

512 a container of custom color mixed cosmetics with a label applied

600 a container of custom color mixed cosmetics with a brand label

DETAILED DESCRIPTION OF EMBODIMENTS OF THE INVENTION

The following detailed description is directed to certain specific embodiments of the invention. However, the invention can be embodied in a multitude of different ways as defined and covered by the claims and their equivalents. In this description, reference is made to the drawings wherein like parts are designated with like numerals throughout.

Unless otherwise noted in this specification or in the claims, all of the terms used in the specification and the claims will have the meanings normally ascribed to these terms by workers in the art.

Unless the context clearly requires otherwise, throughout the description and the claims, the words "comprise," "comprising" and the like are to be construed in an inclusive sense as opposed to an exclusive or exhaustive sense; that is to say, in a sense of "including, but not limited to." Words using the singular or plural number also include the plural or singular number, respectively. Additionally, the words "herein," "above," "below," and words of similar import, when used in this application, shall refer to this application as a whole and not to any particular portions of this application.

The above detailed description of embodiments of the invention is not intended to be exhaustive or to limit the invention to the precise form disclosed above. While specific embodiments of, and examples for, the invention are described above for illustrative purposes, various equivalent modifications are possible within the scope of the invention, as those skilled in the relevant art will recognize. For example, while steps are presented in a given order, alternative embodiments may perform routines having steps in a different order. The teachings of the invention provided herein can be applied to other systems, not only the systems described herein. The various embodiments described herein can be combined to provide further embodiments. These and other changes can be made to the invention in light of the detailed description.

Any and all the above references and U.S. patents and applications are incorporated herein by reference. Aspects of the invention can be modified, if necessary, to employ the

systems, functions and concepts of the various patents and applications described above to provide yet further embodiments of the invention.

These and other changes can be made to the invention in light of the above detailed description. In general, the terms used in the following claims, should not be construed to limit the invention to the specific embodiments disclosed in the specification, unless the above detailed description explicitly defines

FIG. 1A shows a working embodiment of the present invention which includes automatic balance level sensors **8**, canister cap and agitator rod assemblies **9**, an automatic loader and unloader assembly **10**, a plurality of peristaltic pumps **351** connected to a plurality of needle nozzles. The assembly of needle nozzles **377** is arranged such that all nozzles point to a center location acceptable to dispense cosmetic material into a container. Some embodiments do not use an agitator.

Flexible tubing **375** connects a plurality of canisters **376** to the plurality of peristaltic pumps **351**.

Automatic balance level sensors **8** are equipped to alert low level balance of each canister material in our firmware that shows up in our PC monitor. Without this sensor, the dispenser may malfunction if the material is empty, and wastes all other materials.

Canister caps with agitator rod and end plate **9** are sometimes used to keep the inside canister clean and to prevent airflow. Materials can dry up and form solidified surface inside canister if air flows freely. Each time the cap is opened the agitator rod and end plate mix the material. Embodiments of the device work with or without an agitator.

The invented automatic loader and unloader **10** loads an empty container at the front opening and sends the container back to the precise position under all nozzles each time, and after dispensing is completed, the container will be sent back to the front opening. If no container is loaded, the machine will alert and not start dispensing. The nylon holder is designed to accommodate three different container shapes.

FIG. 1B is a close up of FIG. 1A.

FIG. 2 shows a disclosed blending and mixing machine within a cover, the cover assembly having LED lights **12**. Top views of the canister cap and agitator rod assemblies **9** may be viewed on top of the machine.

FIG. 3 shows the case or cover **13** in general and not covering a machine. A pass through door is shown in use next to the human hand.

The case **13** for the dispenser machine is made of acrylic panel (Plexiglass) with LED lights at the bottom to create edge lighting effect all the way around perimeters of the cover.

FIG. 4 provides a perspective view of a vibrator and shaker machine **200**, having a holding carriage **201** and a holding strap **202**. The shaker machine vibrates in varied strokes in all three directions, x, y and z. The mixing movements are varied such that cosmetic material stays mixed for over a year. The mixing movements mix material on the outside edges of the container as well as the inside portions of the container. Distances traveled by the holding carriage vary from $\frac{1}{8}$ " of an inch to $\frac{3}{4}$ of an inch.

FIG. 5A shows a perspective view of a peristaltic pump **354** manufactured by Watson Marlow. Discovery of the correct pump **354** was found by unordinary and excessive experimentation. The pump features flow rates from 30 μ l/min to 30 ml/min and precision dispensing down to one microliter.

Liquid cosmetic products such as foundation, concealer, primer, tinted moisturizer, etc. have tremendous air holes inside and very thick in viscosity, they do not come out or stop

instantly when dispenser nozzles are commanded to dispense and stop. We have tried regular dispensers which we included in our provisional application, stepper motors, auger screw dispensing, pinch valves, etc., but none of them could accurately actuate start and stop of dispensing liquid cosmetic materials. So, we have spent many months and finally found "Peristaltic Pump" that is used in medical field as per the attached catalog from Watson Marlow. Peristaltic pumps work very well, but we also added additional feature to pull the last drop of the material back into the pump so it does not drop down after dispensing is completed. We have tried air puffing to blow off the last drop, but we have seven separate material peristaltic pumps in our machine (Foundation Base, Concealer Base which we also use as White Blender, Black Blender, Red Blender, Yellow Blender, Thinner and Moisturizing Additives), but we had to have independent air puffing for each nozzles, and this complicated so much. But pulling back the last drop into the pump works well. Key technique here is to give 2-3 seconds after completion of dispensing to form the last drop which is to be pulled back into the pump.

Another advantage of using a peristaltic pump is that it keeps pulling inside material from canisters to nozzles even if the tube goes up higher than the dispensing nozzle position without any additional or mechanical pushing or pulling devices, since the inside material is continuously connected from the canister to dispensing nozzle without any air break pocket.

Peristaltic pumps are used in very precise medical application for heart pump to deliver blood, and is very accurate and precise, and safe and last for a long time. Peristaltic pumps are driven by miniature stepper motors.

We also use special tubes **375** recommended by the peristaltic pump manufacturer that neither break nor form permanent bent shapes. These tubes last for a long time and keep their original elasticity to bounce back after the pump rotor pinches the tube.

FIG. 5B shows a sectional plan view **352** of the inner workings of a peristaltic pump.

FIG. 5C shows a sectional and elevation view **353** of a peristaltic pump.

FIG. 6 is a perspective view of a container of mixed cosmetic product **600** with a brand label.

FIGS. 7, 8 and 9 show reusable stainless steel precision dispensing needles made by McMaster-Carr. The needles, **371**, **372**, **373** are considered to be nozzles and are sometime called "Luer Lock Needles." The needles or nozzles may be considered to be triangular. The use of these needles with the disclosed peristaltic pump has provided unexpected results and has produced the first commercially viable custom color cosmetic blending and dispensing system.

The disclosed nozzle needles may be considered tapered. Due to extremely tiny nozzle hole size, straight needles created back pressure and made dispensing unsatisfactory. Triangle shaped nozzles minimized the back pressure and made efficient dispensing effective.

FIG. 10 is a hand held color spectrophotometer **300** sometimes used to acquire color composition information regarding a customer's skin coloration.

FIG. 11 is a webcam **302** which may be a high definition webcam sometimes used to acquire color composition information regarding a customer's skin coloration. A webcam **302**, smart phone or similar optic device may be used to facilitate live video chat sessions wherein consumers consult with system operators to achieve accurate skin scans. Consumers using webcams to present themselves to system operators may receive lighting and positioning instructions to improve the accuracy of webcam color scans. Also, a user

interface on the system side may allow a system operator to adjust webcam angles, focus, lighting and other variables.

FIG. 12 provides a schematic view of one contemplated flow chart of operations. A spectrophotometer **300** or webcam examines an area of selected customer skin found upon a customer's face **400** or other body part. Several areas may be measured to find an average. Data from the spectrophotometer, or other color measuring instrument is accepted into a computer system **301**. The computer system **301** may comprise a processor **501**, a specialized processor, a non-transitory computer readable medium **500** containing machine readable instructions, memory, storage and other computer components. A main set of instructions may include a color analysis subroutine **504** or module that analyzes a customer's skin color composition and creates machine readable instructions **505** to cause the custom cosmetic mixing and dispensing machine **508** to mix the desired colors of cosmetic. The color analysis subroutine **504** accepts color information and derives the proper amount of pigments, thinners, and additives to dispense. The color analysis subroutine **504** also derives proper values for product density, viscosity and other properties.

A customer module or customer subroutine **506** compiles customer personal information comprising color analysis, labels, identification cards and other items.

The machine readable instructions **505** for the firmware are transmitted to the dispensing machine **508**. The dispensing machine or blending machine comprises a plurality of dispensing pumps, such as peristaltic pumps **351** wherein pigment, thinner, additives and other materials are pumped into waiting containers filled with white base material. The peristaltic pumps may be connected to needle nozzles **370** that direct material into a waiting container.

Dispenser driver software **505** and the dispenser machine firmware are designed to make adjustments after original color formulation and dispensing for features such as:

- A. To make lighter shade in 3 different levels
- B. To make darker shade in 3 different levels
- C. To make more red shade in 3 different levels
- D. To make more yellow shade in 3 different levels
- E. To make more dry type or combination type
- F. To make more sheer or medium coverage

The customer information module or subroutine **506** may transmit customer information into a network system **507** such that a database **450** of customer information may be made available to other stores using embodiments of the disclosed systems. The customer subroutine **506** may also be used with a label and/or ID card printer **509** to produce labels for containers and ID cards for customers to have for future reference.

FIG. 13 presents non-transitory non-signal computer readable medium **500** containing machine readable instructions executed by a processor **501** or specialized processor to run a main executable program **502**. A general spectrophotometer device **503** such as a webcam may collect color composition data from a face **400** or other body part. The collected color composition data is sent to a subroutine for color analysis **504** wherein a mix of color and other instructions are derived.

The subroutine or program for color analysis **504** may create machine readable instructions **505** suitable for execution by firmware executed by a processor found within a custom cosmetic blending machine **508**.

A custom cosmetic blending machine **508** may add mixed cosmetic material into a container **510**. A label **511** may be printed by a printer **509**, the printer accepting instructions

from a subroutine **506** to manipulate customer data to generate information to print on a label and to transmit over a network **507**.

A container with custom color mixed cosmetic with a label applied **512** may be then further mixed by use of a vibrator and shaker machine. Such a vibrator and shaker machine may be used before a label **511** is applied to the container.

To ensure the highest levels of hygiene and sanitation, cosmetic products are not touched by human hands. Cosmetic products are inserted into the canisters by use of squeezable plastic containers that are secured to the top of the canisters. Thus, every effort is made to keep all bacteria and contaminants out of the disclosed systems and products.

In yet another embodiment, web cameras and other video acquisition tools are used to communicate in real time with a customer. An operator of the system may speak with a customer to ask the customer to adjust lighting, camera angles, focus and other variables to obtain the best possible data pertaining to human skin color.

On the system side, an operator of the system may adjust angle, focus, lighting, contrast and other controls. This remote camera or webcam embodiment saves customers time and money by not having to travel to a store front location.

Embodiments of the disclosed systems and methods include the following items.

Item 1. A system for producing custom color mixed cosmetics matching the skin coloration of a consumer **400**, the system comprising:

- a) non-transitory non-signal computer readable medium **500** containing machine readable instructions;
- b) a processor **501**;
- c) a main executable program **502** in communication with the processor **501**, the main executable program in communication with a first subroutine **504** for color analysis, the first subroutine in communication with a general spectrophotometer device **503**;
- d) a set of machine readable instructions **505** in communication with firmware located upon a custom cosmetic blending machine **508**, the set of machine readable instructions transmitted from the first color analysis subroutine **504**, the machine readable instructions including color mixing instructions communicated to a plurality of peristaltic pumps **350**;
- e) the peristaltic pumps connected to flexible tubing **375** and canisters **376** connected to the flexible tubing;
- f) a needle nozzle **371** attached to each of the peristaltic pumps;
- g) the custom cosmetic blending machine **508** including one or more automatic balance level sensors **8**, the sensors in communication with the main executable program **502**;
- h) the canisters **376** attached to canister cap; and
- i) a second subroutine **506** manipulating customer data and generating machine readable data in communication with a printer **509** and in communication with an electronic network **507**.

Item 2. The system of item 1 wherein each needle nozzle **371** is configured to direct cosmetic material into one area within a container **510**.

Item 3. The system of item 2 including a vibrator and shaker machine **200** having a holding carriage **201** and holding strap **202** and the vibrator and shaker machine moves the holding carriage in the x, y and z directions in movements ranging from 1/8 of an inch to 3/4 of an inch.

Item 4. The system of item 2 including a computer system **301** within the custom cosmetic blending machine **508**, the computer system in communication with the firmware located upon the custom cosmetic blending machine.

11

Item 5. The system of item 1 wherein each needle nozzle is triangular in shape.

Item 6. The system of item 1 wherein the general spectrophotometer device **503** contains color composition data from two or more areas of human skin.

Item 7. The system of item 1 further comprising a webcam electronically connected to the electronic network.

Item 8. A method for producing custom color mixed cosmetics matching the skin coloration of a consumer **400**, the method comprising the steps of:

a) using non-transitory non-signal computer readable medium **500** containing machine readable instructions;

b) using a processor **501** to execute the machine readable instructions;

c) using a main executable program **502** in communication with the processor **501**, the main executable program in communication with a first subroutine **504** for color analysis, the first subroutine in communication with a general spectrophotometer device **503**;

d) using a set of machine readable instructions **505** in communication with firmware located upon a custom cosmetic blending machine **508**, the set of machine readable instructions transmitted from the first color analysis subroutine **504**, the machine readable instructions including color mixing instructions communicated to a plurality of peristaltic pumps **350**;

e) using the peristaltic pumps connected to flexible tubing **375** and canisters **376** connected to the flexible tubing;

f) using a needle nozzle **371** attached to each of the peristaltic pumps;

g) using the custom cosmetic blending machine **508** with one or more automatic balance level sensors **8**, the sensors in communication with the main executable program **502**;

h) using the canisters **376** attached to canister;

i) using a second subroutine **506** manipulating customer data and generating machine readable data in communication with a printer **509** and in communication with an electronic network **507**.

Item 9. The method of item 8 wherein each needle nozzle **371** is configured to direct cosmetic material into one area within a container **510**.

Item 10. The method of item 9 using a vibrator and shaker machine **200** having a holding carriage **201** and holding strap **202** and the vibrator and shaker machine moving holding carriage in the x, y and z directions in movements ranging from $\frac{1}{8}$ of an inch to $\frac{3}{4}$ of an inch.

Item 11. The method of item 9 using a computer system **301** within the custom cosmetic blending machine **508**, the computer system in communication with the firmware located upon the custom cosmetic blending machine.

Item 12. The method of item 9 using needle nozzles triangular in shape.

Item 13. The method of item 9 using the general spectrophotometer device **503** containing color composition data from two or more areas of human skin.

Item 14. The method of item 9 using a webcam electronically connected to the electronic network and using the webcam to communicate with consumers.

Item 15. The method of item 14 using the webcam to instruct consumers to obtain scans of consumers' skin.

Item 16, the method of item 15 using interface controls to adjust the images provided by the webcam.

Item 17. The method of item 16 using views obtained from the webcam as a basis of instructing consumers to make adjustments in presentation of a consumer's face to a webcam.

12

Item 18. The method of item 16 using views obtained from the webcam as a basis of obtaining skin texture information.

Item 19. The method of item 18 wherein an amount of moisturizer material is dispensed to match the skin texture information.

Item 20. The method of item 18 wherein an amount of thinner material is dispensed to match the skin texture information.

What is claimed is:

1. A system for producing custom color mixed cosmetics matching the skin coloration of a consumer, the system comprising:

a) non-transitory non-signal computer readable medium containing machine readable instructions;

b) a processor;

c) a main executable program in communication with the processor, the main executable program in communication with a first subroutine for color analysis, the first subroutine in communication with a general spectrophotometer device;

d) a set of machine readable instructions in communication with firmware located upon a custom cosmetic blending machine, the set of machine readable instructions transmitted from the first color analysis subroutine, the machine readable instructions including color mixing instructions communicated to a plurality of peristaltic pumps;

e) the peristaltic pumps connected to flexible tubing and canisters connected to the flexible tubing;

f) a needle nozzle attached to each of the peristaltic pumps;

g) the custom cosmetic blending machine including one or more automatic balance level sensors, the sensors in communication with the main executable program;

h) the canisters attached to canister caps;

i) a second subroutine manipulating customer data and generating machine readable data in communication with a printer and in communication with an electronic network.

2. The system of claim 1 wherein each needle nozzle is configured to direct cosmetic material into one area within a container.

3. The system of claim 2 including a vibrator and shaker machine having a holding carriage and holding strap and the vibrator and shaker machine moves the holding carriage in the x, y and z directions in movements ranging from $\frac{1}{8}$ of an inch to $\frac{3}{4}$ of an inch.

4. The system of claim 2 including a computer system within the custom cosmetic blending machine, the computer system in communication with the firmware located upon the custom cosmetic blending machine.

5. The system of claim 1 wherein each needle nozzle is triangular in shape.

6. The system of claim 1 wherein the general spectrophotometer device contains color composition data from two or more areas of human skin.

7. The system of claim 1 further comprising a webcam electronically in communication with the processor.

8. A method for producing custom color mixed cosmetics matching the skin coloration of a consumer, the method comprising the steps of:

a) using non-transitory non-signal computer readable medium containing machine readable instructions;

b) using a processor to execute the machine readable instructions;

c) using a main executable program in communication with the processor, the main executable program in commu-

13

- nication with a first subroutine for color analysis, the first subroutine in communication with a general spectrophotometer device;
- d) using a set of machine readable instructions in communication with firmware located upon a custom cosmetic blending machine, the set of machine readable instructions transmitted from the first color analysis subroutine, the machine readable instructions including color mixing instructions communicated to a plurality of peristaltic pumps,
- e) using the peristaltic pumps connected to flexible tubing and canisters connected to the flexible tubing;
- f) using a needle nozzle attached to each of the peristaltic pumps;
- g) using the custom cosmetic blending machine with one or more automatic balance level sensors, the sensors in communication with the main executable program;
- h) using the canisters attached to canister caps;
- i) using a second subroutine manipulating customer data and generating machine readable data in communication with a printer and in communication with an electronic network.
9. The method of claim 8 wherein each needle nozzle is configured to direct cosmetic material into one area within a container.
10. The method of claim 9 using a vibrator and shaker machine having a holding carriage and holding strap and the vibrator and shaker machine moving holding carriage in the x, y and z directions in movements ranging from $\frac{1}{8}$ of an inch to $\frac{3}{4}$ of an inch.

14

11. The method of claim 9 using a computer system within the custom cosmetic blending machine, the computer system in communication with the firmware located upon the custom cosmetic blending machine.
12. The method of claim using needle nozzles triangular in shape.
13. The method of claim using the general spectrophotometer device containing color composition data from two or more areas of human skin.
14. The method of claim using a webcam electronically connected to the electronic network and using the webcam to communicate with consumers.
15. The method of claim 14 using the webcam to instruct consumers to obtain scans of consumer's skin.
16. The method of claim 15 using interface controls to adjust the images provided by the webcam.
17. The method of claim 16 using views obtained from the webcam as a basis of instructing consumers to make adjustments in presentation of a consumer's face to the webcam.
18. The method of claim 16 using views obtained from the webcam as a basis of obtaining skin texture information.
19. The method of claim 18 wherein an amount of moisturizer material is dispensed to match the skin texture information.
20. The method of claim 18 wherein an amount of thinner material is dispensed to match the skin texture information.

* * * * *