

Stamping Around

Newsletter of the Mid-Cities Stamp Club

Arlington Meetings: First Wednesday @ 7:00 p.m.

Bob Duncan Center, 2800 S. Center St.

Eufless Meetings: Third Wednesday @ 7:30 p.m.

12750 S. Pipeline Rd, #1C (Central Station Marketing)

Lake Granbury Meetings: 4th Tuesday @ 7:00 p.m.

Bentwater Activities Center (adjacent to Bentwater Marina)



#891-076252



CHAPTER MEMBER

#90



#53-3364

Volume 36, Number 6

<http://www.mid-citiesstampclub.com>

June 2023

Hinged & Unhinged

By Peter Elias



When pre-sorting some of the donation lots I pick up and before dropping them off with Skip, I try to weed out material that just shouldn't be there, and I run across all sorts of interest things.

What you see to the left, is the first time I've seen anything like it!

There was a binder where every stamp was hinged. Except the hinges were all

on the front of the stamp!

You can easily "hinge" the stamps upward and have a wonderful view of the totally "not-hinged" backside. While I could remove the hinge from the album page, trying to carefully remove the hinge from the front of the stamp was an exercise in frustration (and ruined stamps). For ultra common stamps like this, trying to soak the hinges is just not worth the effort...


In another album, I found the dilemma of "if 1 hinge is good, 4 must be better!" ... And there were a number of these. Needless to say, it is somewhat difficult to remove this from an album page. No one should be subjected to the torture of having to deal with this type of material, so sadly, it all went into the circular recycling bin.



All of these could have benefitted from some "Stamp Collecting 101"...

A Closer Look: French Morocco #J42

By Peter Elias



Collections
Unpaid Values
Finance Law
of January 26, 1892 Article 29

After many years of stamps from give-away tables (at TexPex & EXPO) piling up, I decided to finally look up a few of these stamps that had caught my eye at one point for various reasons.

Up first is this stamp, which I found to be French Morocco #J42 issued originally in 1908 as a French postage due stamp (#J46), overprinted with "TANGER" (Tangiers) for use there.

Usually postage due stamps simply state "postage due" (or something similar, but this one had a whole lot of text, and until I looked it up in Scott's, it just didn't seem to be a postage due stamp! The four lines of text in the center of the design are translated in the box underneath the stamp.

Article Index

Page

Hinged & Unhinged	1
A Closer Look; French Morocco #J42	1
Editor's Forum, Calendar & Secretary's Report	2
USA CVP Refresher Course	3
Club Meeting Minutes	4, 13
The Gadsden Purchase	5
Business Reply Envelopes With Stamps	6
Member & Dealer Ads	6, 10, 14
USPS Rules Regarding Fake USA Stamps	7
Been There - Done That (St. Vincent Optical Illusion)	7
Members In The News & Errata	7
Donations & Free Stamps	8
St. Vincent #3509	8
TV Philately: The Sunlit Night	9
Been There - Done That (Swissair 747&	10
Notes From Jefferson, Texas	11
President's Message	11
A Closer Look: Spain #1691	11
Letters To The Editor	12
A Closer Look: Macao #J51	13
Meet & Eat	14

Stamping Around

Newsletter of the Mid-Cities Stamp Club

Peter Elias, Editor (news@mid-citiesstampclub.com)

Stamping Around is published monthly by the Mid-Cities Stamp Club. Material in this [newsletter](#) may be reproduced in other philatelic publications if the source is acknowledged. Opinions expressed are those of the authors, and do not necessarily represent those of the Mid-Cities Stamp Club or its officers.

2023 - 2024 MID-CITIES STAMP CLUB OFFICERS & BOARD OF DIRECTORS:

President – Ken Aldridge
First Vice-President – Rick Howell
Second Vice-President – Stanley Christmas
Secretary – Janet Moyer
Treasurer – Judy Christmas

Board of Directors (voting):

Peter Elias Ralph Poore Ken Wills
Immediate Past President: Rich Hildebrandt

Membership in the Mid-Cities Stamp Club is available to anyone of good character interested in philately. Feel free to attend any of our 3 different meeting sites in the greater Dallas / Ft. Worth area! Dues are only \$12 per year (which includes an emailed or online color newsletter, or \$22 for mailed black & white newsletters). For more information, the editor is reachable during business hours at (972) 671-0077 or : editor@mid-citiesstampclub.com

For a membership application write to:

Mid-Cities Stamp Club
P.O. Box 820784
N. Richland Hills, TX 76182-0784

or visit: <https://www.mid-citiesstampclub.com>



"Editor At Work"
LEGO™ MOC by Marcos Elias

Editor's Forum

By Peter Elias

We're approaching 2,000! According to my "Stamping Around Article Index" spreadsheet, we are at 1,875 articles that "philatelic" in nature. Meaning, that this number does NOT include Club or EXPO Meeting Minutes, Picnic & Christmas Party notices, requests for volunteers, etc. Adding those in would put us well over 2,000.

I reviewed EVERY newsletter that this club has published since 1973 and put all of the philatelic-related articles into the spreadsheet, which includes author name, article title, a general category, and the issue Year/Month, Volume # and Page #. That way I can sort the data easily by author & title. Sometimes that comes in handy when I need to make sure that I've consistently entered information. After all, "Been There-Done That" is NOT the same as "Been There - Done That". Notice the spaces on either side of the hyphen? That will cause this to sort in a different order.

All that said, please continue to send in philatelic articles, whether they're the "Been That..." type, write-ups on specific stamps, post office history & postal history or anything that is philatelic in nature. Photos and/or scans definitely enhance any article. Be sure though that you have the right to use a photo if it was grabbed from the internet or scanned from something printed. Same goes with philatelic items, it helps that you own the item that you are writing about. Screenshots from web pages are a gray area, depending on the nature of the article... While I can "adjust" photos, it is best if they are well-lit and in focus. Scans should be at least 300 dpi (600 dpi preferable) for best reproduction quality.

Text for articles should be in regular text (no fancy fonts please...) and sent as direct text in an email or attached to a Word or plain text file. Please contact me if you have any questions!

Coming Attractions

2023

- MAY 23** **MCSC—LAKE GRANBURY Meeting**
Program: TBD
- JUN. 7** **MCSC—ARLINGTON Meeting**
Program: "Selling Your Stamp Collection?" by Tom Cunningham.
- JUN. 10** **MCSC - EXPO Planning Mtg**
Spring Creek BBQ, 3608 S. Cooper St., Arlington
- JUN. 21** **MCSC—EULESS Meeting**
Program: Extended Show & Tell and philatelic discussions
- JUN. 23 & 24** **TSDA Bourse**
Bluebonnet Room, DoubleTree Hotel, 1981 N Central Ewy, Richardson, TX 75081 (SW corner of US75 & Campbell Rd)
- JUN. 27** **MCSC—LAKE GRANBURY Meeting**
Program: The Adams Airmail Pick-up Service by Stanley Christmas
- JUL. 5** **MCSC—ARLINGTON Meeting**
Program: TBD
- JUL. 19** **MCSC—EULESS Meeting**
Program: Extended Show & Tell and philatelic discussions
- JUL. 25** **MCSC—LAKE GRANBURY Meeting**
Program: Pitcairn Island: From the Bounty to British Overseas Territory by Gary McNamee

Secretary's Report

By Janet Moyer

Applications Received:

n/a

New Members:

Connie Wright

Reinstatements:

n/a

Resignations:

Steven Gruhlke

Membership Summary – May 17, 2023

Membership as of April 19, 2023	97
Applications Rec'd (counts as member next month)	0
New Members	1
Did Not Renew for 2023	(0)
Resignations	(1)
Deceased	(0)
Reinstatements	0
Membership as of May 17, 2023	97



USA CVP Refresher Course

By Peter Elias

In the Scott USA catalog section, once you get past the regular issues, airmails, postage due & parcel post stamps, you get to the "Computer Vended Postage" (CVP) section.

There are 4 types of CVP stamp listings:

- **CVP** - Traditional "ATM" stamps, which are fully or partially printed from publicly accessible machines (such as at the post office).
- **1CVP** - Stamps & Postage that is printed at home (or business) and requires an online account with the vendor (such as stamps.com)
- **2CVP** - This series was for "customized" or "personalized" postage that had to be ordered online from one of several USPS authorized vendors (key ones being stamps.com, zazzle.com and endicia.com). This series is NOT in use by Scott's, as it was deemed that there too many varieties, but now that the personalized postage program was shut down by the USPS on June 16, 2020, it might be revived.
- **3CVP** - Described as "non-personalizable postage" by Scott, it consists 4 different stamps printed by stamps.com that were used as "make-up rate stamps, and were known as "bippies".

Below are examples of some of the more common versions and varieties of the 4 different USA CVP stamps.

--> Hopefully the brief introduction will be useful!



CVP

The earliest US CVP stamps started in 1989. However, I don't have any of those. The earliest one I have is CVP32 from 1994 (left). These were definitive sized stamps with a pre-printed red & blue design. The postage value was printed at the time of purchase.



(Reduced size scan)

Skipping forward to 2004 and through Fall of 2012, CVP stamps from US Post Office kiosks looked like this one, which are fully printed via thermal activation at the time of purchase. They had a huge white selvage area around them (kind of wasteful if you ask me...). There were also larger envelope & package labels that were available for items that needed to be mailed that day.



In the Fall of 2011, Scott #CVP84 was available at various Target Stores in the greater Dallas area (and also some in Oklahoma), branded as "Mail & Go" by Pitney Bowes. These were fully printed in color on blank die-cut & self-adhesive sheets of 10. The US Flag was the only design available until January 2013. At that point, 28 additional designs were finally introduced, but the Target trial program ended before the end of January. There were some additional Mail & Go kiosks around the USA, mostly at a couple of RiteAid pharmacies, convenience stores and Universities. These are really hard to find properly postally used!



On April 12, 2012, #CVP85 was released when the APC machines (as they were called) were updated and by October that year, all ~4,000 or so machines had been updated.

Along with #CVP85, came



Flowers, Flag & Eagle and Balloons/Celebrate.

#CVP86, which was 6 different black & white designs that were available for the 1st time as CVP "Forever" stamps. Mr. Zip is shown above, the others included a Heart (yep, in black..),



In 2014, the USPS switched to using color pre-printed Forever stamps and the machine added only the indicia (Datamatrix code, serial number and "FOREVER"). This flag design was started in August 2018 when new machines were installed. Due to factory settings on the machines, the "Eagle overprint error" was a common one at the time.



1CVP

"Netstamps" (by stamps.com) are one of several types of CVP stamps whereby the user has an online account with a USPS authorized provider and prints their stamps at home, using postage labels bought from the provider. Earlier versions were

straight line die-cut on 3 edges and simulated perforations on the right side. Later these were changed to serpentine die-cuts on all sides.



2CVP



The 2CVP listings are for "customized" or "personalized" stamps, such as those from "PhotoStamps" (by stamps.com); these had to be purchased in sheets of 20 via the USPS authorized provider.

Other major providers were Zazzle & Endicia. There were many specialized types of these stamps from auxiliary providers (which contracted them via the main providers). Scott's only listed these for a year or two around 2005 to 2006.



3CVP

The 3CVP listings comprise 4 "non-personalizable" stamps; 3 small "bippies", such as #3CVP1 (left), and #3CVP2 (right). Please feel free to contact me if you have any questions.



MCSC Granbury Meeting Minutes

April 25, 2023

By Barb Stockbridge

Call-To-Order:

- The Mid-Cities Stamp Club's Granbury meeting was held on Tuesday, April 25 at the Bentwater Activity Center, 1800 W Emerald Ct., Granbury, TX 76049.
- The meeting was called to order at 6:50 PM by Bob Coleman.

Attendance:

- There were 11 people in attendance. There were 2 new attendees, Shelley Daugherty and Bill Hazen, from Eagle Mountain Lake.

Show & Tell:

- Anne McFarland brought documentation showing that her Great-Grandfather's brother's wife was the Postmaster from 1885-1891 in Bishop Kansas.
- Les Barton shared the first stamps with the words Airmail on them and that Charles Lindbergh was the first living person on a stamp.
- Gary McNamee is looking for information and stamps on Pitcairn Island. He shared some information about the island and that its population continues to get smaller.
- Jim Myers brought 1934 First Day Cover baseball stamps from the Philippines.
- Bob Coleman shared 2 postcards; the one from 1909 had a picture looking to the future of air travel, the one in 1911 showed an airplane flying.

Announcements:

- Jim Myers reported that the Richardson TSDA show went very well. The first day had the best attendance and the second day was also attended well.
- Bob Coleman announced that there was no program for next month. There was a discussion that everyone brings a part of their collection and describe it. It was decided that that will be the program.

Program:

- "The Story of Two Babe's". Jim Case noted that he was not a long-time stamp collector. He was advised to find an area of interest that he enjoyed and concentrate there. He enjoys sports, so that is what he decided to collect. His collection consists of sports that everyone would recognize and also lesser-known sports. He shared some interesting sports facts. His collection is in notebooks sorted by sports – he has over 100 sports in his collection! His program was the story of "The Two Babes". He gave the history of Babe Ruth and Babe Didrickson Zaharias.

Door Prizes:

- 3 people won \$10 door prizes.

Next Meeting:

- Bob Coleman reminded everyone that the Arlington meeting will be on May 3.

MCSC Arlington Meeting Minutes

May 3, 2023

By Skip Ely

Attendance:

- 26 members attended the May Auction meeting.

Officer Reports:

- **President** - Ken Aldridge began the meeting outlining some of the upcoming programs.
- **Treasury** - Judy Christmas gave the treasury amount.
- **Secretary** – Skip Ely said he was substituting for Janet Moyer. He said one member had recently resigned.

Committee Reports:

- **EXPO** – Ralph Poore said we had a successful planning meeting in April. He said the next one would be in July.
- **Sales** - Dave Stockbridge said that while our APS circuits were ending, he had acquired some 400 retired Oklahoma sales books that would be made available at 50% of the net prices.
- **Newsletter** - Peter Elias said the next one was in progress.

Announcements:

- Peter Elias said he had new club business cards available with the club's new PO Box mailing address on them.
- Donna Howell said she had new member handbooks available.

Show and Tell:

- Ken Aldridge passed around a stock card with the various U.S. 25¢ pheasant sky colors.
- Diana Davis said she was looking for a used U.S. Union Pacific No. 119 Forever stamp issued in 2019.
- Peter Elias had several items. One was a recent business return-reply envelope that showed "pictures" at the top (not actual stamps), yet had a printed note pointing to the pictures saying "look, return postage has been paid". The other was a new book by a fellow collector of CVP stamps that covered the past 20 years of "NetStamps".
- Stanley Christmas had a cover with a recent Canadian stamp available for the taking.
- Tom Turner described the meanings of the markings on an 1880 cover that went from Syracuse, N.Y. to Paris, France.
- Rick Howell talked about a recent stamp from Kyrgyzstan that has been deemed the longest stamp ever made.

Program:

- Was the semi-annual auction. 34 of 69 lots sold. Club lots netted \$23.

Gift Certificates:

- ..were won by Marty Connor, Rick Howell, Peter Elias, and Martha Siegel.

The Gadsden Purchase

By Ben Termini

and Mexico if it were to be constructed entirely within the United States.



Two of my favorite interests are philately and history, so I get excited when I see an opportunity to combine them, such as with this cover (actually a front) that I recently purchased on eBay (Figure 1). On the surface, it looks like a routine stampless letter sent from New York to Mexico City. It bears a red circular 'NEW-YORK PAID' cancel dated November 21, and a Vera Cruz port of entry mark dated December 4, 1854. There is a portion of an endorsement in the left lower corner which probably was originally 'Via New Orleans' and 8 reales was due from the recipient. All of these markings are routine.



But what caught my eye was the name of the addressee: 'His Excellency, General Gadsden, Minister Plenipotentiary of the United States.'

James Gadsden (1788 – 1858) (Figure 2) was born in Charleston, South Carolina, received a degree from Yale University, and

joined the U.S. Army in 1812. He served under Andrew Jackson, who became President in 1828. He later became a planter, served in several public offices, and was involved in various railroad expansion projects in the 1840's and 1850's. He was especially interested in the construction of a southern transcontinental railroad, which would require adjustment of the border between the U.S.

In May 1853, President Franklin Pierce appointed him 'Envoy Extraordinary and Minister Plenipotentiary to Mexico' and instructed him to settle a border dispute between Mexico and the United States and to purchase land along the southern borders of what are now the states of Arizona and New Mexico. An agreement was reached, and was signed by Antonio López de Santa Anna, the President of Mexico, and Minister Gadsden on December 30, 1853. It was modified and ratified by the U.S. Congress in 1854. The United States paid \$10 million to Mexico in exchange for undisputed control over approximately 30,000 square miles. This was known as the Gadsden Purchase. The cities of Yuma and Tucson are on some of this territory, and a southern transcontinental railroad was later constructed across it, although it was not completed until 1881. The Gadsden



Purchase was the last territorial acquisition of the contiguous United States and was commemorated with a stamp issued on December 30, 1853 (Figure 3).

Although several cities (in Arizona and Alabama) and one county (in Florida) have been named after him, in my opinion, James Gadsden was not a morally good person. He assisted President Jackson in the expulsion of most the Seminole Indian tribe along the 'Trail of Tears' to reservations in Oklahoma, and he was definitely pro-slavery. In 1850 he advocated secession by South Carolina, and later attempted to divide California into two states, with slavery allowed in the southern portion. It also seems ironic that my cover is addressed to 'General' Gadsden, when in fact he never held a rank above colonel.

I learned a lot from my study of this cover, but I sure wish I knew who sent it and what was inside.

Business Reply Envelopes With Stamps

By Peter Elias



The envelope on the left has 4x 1¢ stamps on them, which have no bearing on the charges by the USPS to the permit holder if you actually use the envelope. But by having stamps on the envelope, it supposedly increases the chance of you replying; if not, then it only cost them 4¢.

But perhaps even this extra 4¢ might get expensive (if mailing many thousands of requests), so the mailer below printed some pictures on top of the reply envelope, and then cleverly says "We've already paid for your return postage!" while pointing to the pictures! While it is true that the return postage will be paid (since it's still a business reply envelope), that arrow should technically be pointed at the permit box at the top right corner, as the printed pictures are not postal in nature at all. By printing these 3 pictures at slight angles, it also gives the appearance that they are hand-applied stickers or labels, which they are not.

My understanding is that for metered or permit mail, it is possible to add graphics near the meter to aid in response rates; whether this applies to reply envelopes, I don't know...

Some organizations, when they mail you solicitations for donations, have found that using actual stamps helps increase the response rate. Thus, they use stamps on the mailing envelope to you, as you are more likely to open an envelope if it has a real stamp on it, not just a meter or "permit" imprint.

Once you have opened the envelope, they will hope that you also respond. Enclosing "Business Reply Envelope" lowers the resistance to a person responding to mailer. The business reply envelopes cost them more than just the price of postage though, but only if you actually respond, and the USPS bills them for all reply envelopes received plus whatever fees are due. If on the other hand, they apply stamps to the return envelope, they are definitely out the cost of the stamps regardless of whether or not you mail it back.



Be sure to visit the Club website on the **Internet**:
 ← <https://www.mid-citiesstampclub.com> →

For recent online newsletters see the club website above or:
<http://BetweenThePerfs.com/MCSC> →
 (for older newsletters please contact the newsletter editor)

stampsuniversal.com
 Visit us at area Stamp Shows



- * TSDA
- * HOUPEX
- * EXPO

US/WW Classics, Modern, SONs
 Visit our new online store
 @ <http://www.stampsuniversal.com>

James D. Myers
 P. O. Box 2047
 Coppell, TX 75019
 (972) 304-1671



Exp. 12/22

cunninghamstamps@aol.com Exp.12/23
 (214) 546-1179

Cunningham Philatelics
 Philatelic Consultants

Elusive Items Collections
 Stamps and Covers Appraisals

THOMAS L. CUNNINGHAM P.O. Box 863237
 APS # 082424, TSDA Plano, TX 75086-3237

Exp.12/22



OKLAHOMA STAMPS

Specializing in United States Stamps
 Member APS, ASDA, NSDA

Kirk McKenzie
kirkmckenzie@cox.net

1001 North Fulton
 Tulsa, Oklahoma 74115
 918-836-1681

USPS New Rules Regarding Usage of Fake / Counterfeit US Stamps

By Peter Elias

I'm sure by now, some or most of you have heard that there is a real serious problem with counterfeit US stamps (ranging from definitives to commemoratives of recent vintage) hitting the market, from fake "USPS" websites, to Facebook and other marketplace sites.

I even saw an ad on the Groupon site, where someone has been selling (for several months now), presumably fake USPS rolls of flag coils with a convenient (and cheap) plastic dispenser for well below face value. It is claimed that they've sold OVER 10,000 rolls. Think about it, that's over 1 Million stamps from this vendor alone!

Who buys these? In many cases, probably Joe & Jane Public in their quest to try and save a bit on postage costs.

Now the USPS in their quest to stem the tide of this problem, has announced some of the following at this website link: <https://about.usps.com/newsroom/national-releases/2023/0215-usps-warns-the-public-about-surge-in-use-of-counterfeit-postage.htm>. One of the sentences reads as follows: *Under the revision to DMM 604.8.4, articles found in the mails with counterfeit postage will be considered abandoned and may be opened and disposed of at the Postal Service's discretion.*

Now let's think about this. Many people are probably buying these and not knowing that they are counterfeit. And they are now using these to mail some pretty common items:

1. A check for a utility bill
2. A check for a credit card statement
3. A check for an insurance bill or premium
4. A check for membership dues
5. An un-replaceable family photo of a family member
6. A birthday card (with or without a check, gift card, cash) to someone
7. Standard correspondence
8. A request for information
9. An order for an item with either a check or credit card information that is enclosed
10. A return of an order (possibly with lots of stamps being used)
11. A order that you filled and the mail piece contains the product you sold.

And according to the blue text above, the USPS can now open and / or dispose of the above items. In the past, 1st class mail items could NOT be opened by the USPS, now they can (without a court order). The USPS would NOT return items to the sender as "postage due" nor deliver them with "postage due".

Worse is:

If they open the mail piece, they would now have access to a lot of information about you or who you are writing (including credit card information in case of mailed orders). They might find a gift card or cash gift that was sent to a family member. Since it sounds like they will NOT return or forward items with fake postage, they will destroy the mail piece.

So now what happens? Your bills are not paid as your payment was shredded / destroyed. Meaning: insurance might be cancelled, late payment fees assessed, bad marks on your credit ratings, goods, property and possibly irreplaceable items will be destroyed. Even utilities might be shut off. Who knows, all sorts of bad stuff might happen.

Also read the US Federal Register item at: <https://www.federalregister.gov/documents/2023/04/11/2023-07566/counterfeit-postage>.

I realize that this is a big problem, but the USPS need to rethink how they are handling it. If people are unknowingly using counterfeit stamps, there needs to be a whole lot of extra training of Jane & Jill Doe that needs to be done and perhaps items returned with a stern warning and "postage due". But destroying people's property is not a solution for finding the "root cause" of the problem, which is finding & stopping the source of these fake stamps.

Been There,
Done That

St. Vincent Optical Illusion

By Peter Elias



Above is St. Vincent Scott #0633a-b, issued in 1981. It depicts the General Post Office in Kingstown, the capital city of St. Vincent & The Grenadines, a country that I had been collecting since I was a teenager in the mid-1970's (and before their stamp issuing policies went off the deep end..).

So finally, in 1993, I had the chance to visit my favorite island, and while strolling around Kingstown, I did see the building shown above. Here's the photo I took:



So it seems that the stamp designers took some liberties and made it look like the building was on the corner of two streets by grafting together two opposites views of the building, not the reality shown above. But you'd have to visit St. Vincent to see that for yourself!

During my next visit to St. Vincent in 2007, the main GPO had been moved to a newer location.

Members In The News

By Peter Elias

Peter Elias contributed a write-up about the 2022 USPS "Holiday Elves" SSK (self-service kiosk) stamps for issue #67 of VARIABLE (pages 39-40). VARIABLE is published by Ateeme in Spain as a bilingual (Spanish / English) publication 4 times per year. Articles do not have an author byline, but are listed collectively by name in a "contributor" section in the front of the magazine. The name VARIABLE comes from the fact that ATM (machine printed stamps at kiosks) generally can be printed with variable denominations. Exception here being the US ATM stamps (using the small color-preprinted labels) can only print the FOREVER denomination, although other postage labels with variable denominations are possible.

Errata

By Peter Elias

In the April issue of Stamping Around, the notice for the passing of stamp dealer George Watkins incorrectly mentioned that he was an "Army Major General"; he was "Army Major".

Donations

By Peter Elias

On April 25, I picked some more donation items from Byron Sandfield (Park Cities Stamps) at his office in Dallas (see picture at bottom). While I was there, a couple was there also, selling some items to him; those that he could not use (a couple of smaller boxes with loose covers, stamps, etc) were given to me to pass on.

There ended up being 5 containers (including a suitcase!) of various philatelic stuff, some of which the club can't use after discussing with Skip by phone, so I pre-sorted this for Skip before passing it on.

Byron told me that certainly supply outstrips demand, and various loose, older, & unsorted philatelic stuff that people inherit are difficult to sell, especially since much of it is considered "beginner's collections" (and the time involved sorting through these items, and given the little or no value, is not worth it for stamp dealers, despite it being good into items for beginning collectors). Carting around heavy old albums, even if giving them away at the show later in the year, never-the-less does create a storage issue.

In many cases, Byron has a quick glance at the items and advises it is best for a donation and that's it. When I go through these items, many times there things present that really just need to be discarded. I remember an album that had a lot of mold in it. And one set of huge boxes with thousands of old stamps in old glassines looked like they had been the home to mice & silverfish, and I had to discard some of this stuff. And of course the usual bad condition items (creases, tears, thins, cellophane-encrusted, etc).

The various "Postal Commemorative Society" albums and covers generally have no resale value and dealers aren't really even interested in buying them. They take up a lot of space and weight, and many of the covers are barely worth a nickel or dime. It is best to just take them out of the pretty albums (which are sometimes stamped with the original purchaser's name) and to just end up with a stack of covers. Most of the time, people only want one cover anyway if it meets some topical need for a collection, but not many collectors want entire albums. Sadly these things were marketed to "non-collectors" in the 1980's and 1990's that spends hundreds and thousands of dollars on them, who now (or their heirs), find out that these have absolutely no resale value. But they make nice handouts for beginning collectors. So no, don't throw them out, but let them live on in another beginner's collection (at least this time around, they didn't cost anything)!



St. Vincent #3509

By Peter Elias



In 2006, St. Vincent issued the stamp shown as part of a set of 4; this #3509 and was commemorating the Torino 2006 Winter Olympics.

The stamp refers to the Winter Olympics as "White Olympics", a reference I've never of before, and is "white" obviously refers to snow...

What bothers me about the stamp above though, is the incredible poor quality in the design part that features USA Scott #716, that commemorates the 3rd Olympic Winter Games (note how they didn't call it "white Olympics"...) in 1932.

The 1932 stamp that is reproduced on the St. Vincent stamp is a horrible example. It's a common stamp, and the stamp designers could have easily used a good condition stamp without poor and folded-over perforations. Now, my stamp apparently features some stains and a grease spot on the paper (not present in that stamp normally, which I confirmed with looking it up on www.stampworld.com (specifically <https://www.stampworld.com/en/stamps/St.-Vincent-And-The-Grenadines/Postage%20stamps/2000-2009?year=2006>, if you are logged in) since Scott's does not actually show this stamp in their catalog.

Never-the-less, why could the stamp designers not have tried to find a better copy of this stamp? It is fairly common and inexpensive. This just looks like shoddy work and "gotta crank out those stamps as fast as possible".

--> *The scan of USA #716 above I found in my duplicates as I was writing this article. It would certainly have made a much better example to be used on St. Vincent #3509!*

Free Stamps

By Dave Stockbridge

I need to cut back on the thousands of stamps that I have. These stamps are duplicates of my collections or countries that I don't collect. I am offering all MCSC members free stamps! Provide me a list of up to 5 countries that you collect and I will try to provide you with a selection of stamps from those countries. Request stamps by sending me an email listing the 5 countries you want. My email is stockdave44@yahoo.com.

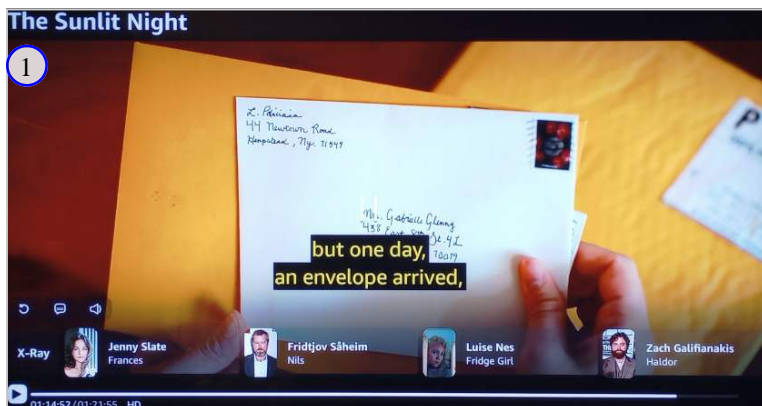
TV Philately: The Sunlit Night

By Peter Elias

I was watching *The Sunlit Night* (on Amazon Prime), when near the end of the film, the main character Frances (played by actress Jenny Slate), goes through a pile of envelopes in her parents apartment in New York City. She had just recently returned from an apprenticeship for a painter in Norway.

but it's not Zip Code 10019 and in New York, there is a 438 East 8th Ave, but that's also not at Zip Code 10019.

What else is there on the 1st screen shot? On the right side, you can see a bubble pack envelope with what appears to be a Priority Mail postage label. It's too indistinct to see any real details though (such as the indicia that would be on the upper right corner), and it is certainly missing the tracking number which normally takes up a good portion of the lower part of the label.



On the 2nd screen shot, which shows the envelope addressed to the main character, bears what appears to be several Norwegian stamps.

The first envelope we see is addressed to the main character's sister Gabrielle, and bears what appears to be a USA stamp with some sort of flower design. The close-up (at left) doesn't really reveal too many details, but, after searching the Scott catalog, I believe that this is supposed to be Scott #5351, one of 10 booklet stamps issued in 2019, featuring various cactus flowers (this one being *Rebutia Minuscula*).

To the left is a cropped portion of the booklet from a USPS Press Release (from at <https://about.usps.com/newsroom/national-releases/2019/0215-usps-releases-cactus-flowers-forever-stamps.htm>) showing #5351. I'd say that's a pretty close match for what is a very



fuzzy image on screen. Whether the stamp on the envelope is real though, is hard to tell, but I doubt it.

Certainly the cancel is fake. Well, it's really missing the most important part, with the City, State, Zip code & Date. It's even difficult to tell whether they were trying to duplicate the current inkjet spray-on cancels or the older style machine cancels.

The sender's address doesn't exist; while there is a "Hempstead, NY", with a Zip Code of 11549, the way it is written, it would appear as 71549. There is no "44 Newtown Rd" in Hempstead, although there is a "Newtown Rd" a few miles away in Plainview, and at that Newtown Rd, the lowest street number is 64 (according to Google Maps).

The recipients are shown at "438 E. 8th Street, 4L" in New York 10019, according to the envelope. Looking that up, there is an address like that in Brooklyn,

First impression: Given that they have black borders, with perfs showing up inside the border, this would appear to be crude cut-outs or reprints of real stamps.

The cancel is another fake wavy-bar cancel and appears to be hand-drawn judging



by the appearance of the wavy lines and their unevenness.

I reviewed the Norway listings in Scott's, but could not seem to find any had the colors and general designs depicted above (which to me look like something out the of the 1940's to 1960's, not the present day that the film is set in - of course my Scott's is dated 2018, so generally not much after 2017 is shown).

After reviewing the Norway listings in www.stampworld.com, I finally found them in the 1941 listings as the 700th Anniversary of the Death of Snorre Sturlason as Scott #240, #243 and #245. Why these crude cut-outs of issues from 1941 were chosen as being on a "modern day" envelope is beyond me.

So, how did the props department in this film do? Pretty poorly I would say. While it goes without saying that non-existent addresses are usually used when the film is fiction, the stamp images were really poorly done and the cancels were not even close. Granted, in most movies, these images are only up on screen for a second or so, and all they have to do to is that at a glance, "yup, it's an envelope bearing some sort of stamp...". But the ability to freeze-frame these images, makes it so much easier to see what is really being shown (or not)!

CLASSIFIED BOURSE

Announcements

All club members that are current with their dues payments are entitled to FREE ads in this space! Please send ad to: Peter Elias, P.O. Box 940427, Plano, TX 75094-0427, give it to me at a meeting, or e-mail me at: peter@pcelias.com

For Sale

US POSTAGE – from our huge surplus: 1c – 20c : 70% of FV; 21c – 50c : 80% of FV. Send any amount (min \$10), specify group (70%, 80%), and receive mix of values back in FV as indicated above. Clean, F/VF only. Plate or Zip block included for every \$10 remitted. Remit (check or MO) to: J. Myers, P. O. Box 2047, Coppell, TX 75019. TX orders, add 8% sales tax. We cover return postage, S/H charges. Can also take PayPal (same terms). jasdmyers@earthlink.net 5/15

Wanted to Trade

I have general (unsorted) worldwide & used USA stamps (mostly beginning collector material) available to trade for your items such as worldwide revenue stamps & Framas. Contact Peter Elias at peter@pcelias.com 9/16

Wanted

Postally used “ATM” stamps (i.e.: machine vended), such as Framas, from around the world; would prefer on cover or postcard if possible. Contact Peter Elias at info@stvincentstamps.com 8/14

For Sale

I now have a new website in which I have listed all my used **duplicates (many thousands)**. They are arranged in Scott number sequence within country. Do take a look, and select any that you want. I charge 1/3 catalogue value, post paid. The URL is www.kenwills.net Contact me at wills@airmail.net. Happy hunting! 3/19

Philatelic Reference CD's. The following self-running, philatelic reference CD's, each containing hundreds of scans, are now available:

- [APC Conversions 2012-2014](#) (NY2016 Vermeil Award!)
 - [Usage of British Empire War Tax Issues](#) (exhibit)
 - [Airport Philately](#) (800+ scans of Airports on Stamps)
 - [4 Rings—The History of Audi](#) (Great for any car lover!)
 - [My Life on Wheels](#) (autobiography via USA personalized postage)
 - [St. Vincent Philatelic Reference Scans](#) (1,700 items!!)
 - [St. Vincent Postcards](#) (300+ postcards from 1900 to 2007)
 - [Vintage Swiss Postcards 1898-1959](#) (900+ postcards !!)
- Special MCSC Member price is only \$ 7.95 each (Regular price is \$14.95 to \$19.95).. Contact peter@pcelias.com 11/21

MOVED, BUT SALE CONTINUES! Special discounts to MCSC members for Swiss, Austria, Liechtenstein issues, 25% and LESS of catalog values. All orders postpaid! I also accept PayPal if you wish! John Barrett, Ph.D. Contact info: jstrubel-boy@aol.com 12/14

I have over **10,000 auctions** on delcampe.com @ 35% of Scott or less. Worldwide & US stamps, covers and FDCs. For more info contact Denny Ludlow @ (713) 898-1872 10/15

Been There,
Done That



Swissair 747

By Peter Elias


Shown on this stamp from “Ajman State (not Scott listed) from 1972, is a Swissair 747B.

The first 747 took flight in early 1969 and was certified in December 1969. It entered service with PanAm on January 20, 1970. Swissair's first regular service on a Boeing 747B was from New York to Zürich on April 1, 1971.

My first flight on a 747 was in September 1971, only about 5 months after Swissair first took delivery of a 747. If you look at the photo at right, the blue arrow is pointing at me (at age 11) when as we were boarding the 747. Notice that back in 1971, there were no “jet bridges”. You walked across the tarmac and went up the stairs!

I also remember that as we were getting ready to take off, there was a malfunction and we had to abort take off and then started our flight to New York after they fixed the problem. Landing in New York as a bit frightening as the plane seemed to just drop 50 feet at a time during landing approach. We made it ok though. And then it was “Welcome to the USA”!

Estate Appraisals



Topper Stamps & Postal History

Jonathan Topper
13100 Wortham Center
Dr. 3rd Floor, Ste 45
Houston, TX 77065
832.518.6558

jonathan@topperstamps.com
www.topperstamps.com



Notes From Jefferson, Texas

By Ray Cartier

After 3½ weeks we are probably about 80% unpacked. Karen isn't very excited about leaving our home of 50 years in Arlington, but she understands that it had to be. Our daughter and her husband are a little more strict with her than I've been, but maybe theirs is the better way as she can get hurt really easily if she falls when she's left alone for even a short while.

The stamp club here is sub par. They have only 10 members and only 4 came to their May meeting. No program, no list of officers, no plan. They have meetings only every other month. Their main thrust in meetings is checking out stamps from the APS. I've received an ok from a club leader to give a presentation on **Jules Verne** at their next meeting (July) and to promote it in the local papers of three cities. There was a club in Jefferson not too long ago, and another in Marshall, 15 miles south of us, but they both went under. This one is on the verge. If it goes, the next closest to me is an hour away in Shreveport, Louisiana, and I plan on checking them out in two weeks. They actually meet in Bossier City.

Jefferson is a very small (1,875 census number) but a very active town. Last week they had Union/Confederate "battles", a parade and a host of people selling products that they made. They also sold tickets to walk through some very old, fashionable homes, and some well laid out gardens. Today and tomorrow are "Woofstock" (a play on words of "Woodstock") and there are a lot of dog activities going on plus a petting zoo for kids and about 20 booths of people selling dog related home made products.

With the "Woofstock" came an idea for me and I talked to the person in charge of the event, and found that I could have a booth for the not-for-profit American Topical Association if I got a permit, beforehand, showing that it is a non-profit. I then wrote an email to the ATA Executive Director, Jennifer Miller. I suggested that since this event was about dogs, I could set up a non-profit booth to show about 24 to 32 pages of dog stamps and covers and pass out some used dog stamps to people who showed an interest in collecting this topical. I asked Jennifer to see if she can get some dealers to send me some dog stamps for the display and asked her to send me promo materials for the ATA to give to interested people.

I still have 4 of the old wooden frames with glass that were used at EXPOs before the aluminum frames were invented for a major show in the 1980s. Each holds 8 pages. I asked Jennifer to see if she can help me find 10 aluminum frames that I can buy to give me a chance to see if the recruitment idea worked. If so, this type of approach could be emulated by topical groups at local events around the country. So we'll see where that goes.

Best to y'all, Ray



President's Message

By Ken Aldridge

I want to thank everyone who has given a program at our Arlington meetings. Next meeting is on June 7 and the program will be put on by Tom Cunningham, "Selling Your Collection." The July meeting in Arlington will be, "Clean Out Your Closet." For new members, this is a chance to bring and sell anything stamp collecting related. Just be sure to put your name and price somewhere on the item(s).

Try to attend one of the Club's three monthly meetings. Good chance to exchange items, ask questions, enjoy the programs, and check out the table of free stuff. Also, remember to bring something of interest to the group for "Show and Tell."

Board action this last month concerned a new vote to keep the APS Circuit Books, requested by one of our members. Former circuit book coordinator, Skip Ely, and current coordinator, Dave Stockbridge, were both consulted for their advice. A vote of the Board was 2 against keeping, 1 abstain, 5 for keeping and 1 member was out of the country, unable to vote. Several for the keeping requested this issue be reevaluated in 6 months.

I've mentioned in a couple of meetings that our Club was contacted by PicRights last November. They represent the publishing industry in copyright violations. They cited several uses of comics and one photo in our newsletters in 2018-2020 as copyright violations if we didn't have permission. We didn't and they threatened the matter would be turned over to a LA law firm to sue us if we didn't pay. This matter now appears resolved by the efforts of an attorney I know. He advised that the law firm has agreed to a settlement to cover all previous possible copyright violations in all past newsletters. It should be noted that all newsletters have been removed from the Club's website.

Keep on collecting...it is a great hobby! Ken

A Closer Look: Spain #1691

By Peter Elias



Here's a stamp that is printed via the engraved method, which allows for a fair amount of detail, much of which is lost when looking at the stamp as is.

Even though I've enlarged it a bit here, it would really have to fill up an entire page for you to see what is going on,

which is the "Battle of Lepanto" from 1571, which was the last major engagement in the Western world fought between rowing ships! Get out your magnifier!

It took me a bit to find this stamp, as Scott's doesn't illustrate it, but after translating the text at the top, I found the article at Wikipedia, which said it occurred in 1571, and this was the "IV Centenario" (400th Anniversary), so I finally found it in Scott's. I'll gladly email anyone the scan of the stamp, so you can see it in full-screen glory on your device!

Letters to the Editor

By Peter Elias

Judy had asked that I print my response to Jay Stott's email regarding EXPO. My responses are in [blue](#) below.

From Judy: [May 16, 2023]

Stan shared with me Jay's message. Peter your reply was wonderful. So well written. May I suggest that you put this in the newsletter? Maybe we can get some interest from the members. There is a lot of work involved in taking care of Exhibits but it is a big part of our show. The only change that I can see in the duties of the Exhibit Chairperson is they would NOT be in charge of the Awards dinner. That has always been handled by some else.

From: Jay Stotts [mailto:stottsjd@swbell.net]
Sent: Sunday, May 14, 2023 11:42
To: Stanley Christmas; Tom Cunningham; Peter Elias; Ralph Spencer Poore
Cc: Ron Strawser
Subject: Mid-Cities Stamp Expo

Folks,

I am preparing the July-September "The Perforator" newsletter for our Houston Philatelic Society readership and always liked to plug the details of the Mid-Cities Club Stamp expo as a great Texas resource for philately. I didn't see a web page setup yet for show specifics that I could consult for details, so I went to Peter's most recent newsletters, hoping to get some details.

What I read under the Expo Meeting Minutes of January 21, 2023, was that Mid-Cities will suspend exhibits this year due to budget, volunteer help and frame condition.

--> *However, I've requested that we have at least 4 frames (i.e.: 2x A-frames / 64 pages total) available for non-competitive "1-page" or "4-page" type of mini-exhibits (perhaps one 1-frame exhibit). I'm going to be coordinating this and will put a notice in the newsletter soon. No charge for this, but will want to limit it to club members. The 4 frames will be set up in the entry area as you walk in (about 10 or so feet in front of the registration table. At least this way, visitors can view some interesting philatelic "show & tell" type of items. And while I could easily fill this with my own material from the past, I do want others in the club to contribute. Even if mini-exhibits from the past, 99% of EXPO visitors will never have seen them since not many ventured over to the exhibits; but with these being in the entrance area, they are very visible to everyone coming & going to EXPO.*

Also, the space previously dedicated to exhibiting will allow the silent auction to move to the main floor from the stage, allowing better access.

--> *No, the space for exhibiting would have been in a separate room as it was last year. The silent auction is still in the same "space", the difference is that the "stage" will be removed and it is now more "accessible" since it*

will be on the same level as the dealers.

I also read Art von Reyn's letter to the editor in the March newsletter. Art has made some excellent points against eliminating exhibits.

--> *I pretty much agree with most of that (along with an email that member & judge John Hotchner sent us). Trouble is, it takes a lot of effort to do the exhibit portion of the EXPO (and no, I can't volunteer for that...). Given the aging of the club population, it's going to be hard finding someone willing to step up to the plate (and a position such as this can run for many years...).*

--> *I certainly do hope that we can have competitive exhibits next year, but even in our club, there are only about 5 or 6 of us that have regularly entered single and/or multi-frame exhibits over the years. Despite some of us offering to help others with guidance, it seems most of our membership is more into "collecting" and less into the things that make up an exhibit, such as creating the story, research, writing things up, etc.*

--> *Whether it's one person (yikes..) or several, here's what we would need for the exhibition portion:*

- 1. Putting the word out for the exhibition with various societies to solicit exhibits.*
- 2. Accepting exhibit applications by mail & in-person, maintain the exhibit application forms.*
- 3. Assigning exhibits to frames.*
- 4. Frame transporting, set-up and tear-down (usually done with volunteers and some hired help).*
- 5. Fixing frames as needed (sorely needed at this point; new screws last year were a disaster, many frames need new backboards and clear strips for the pages).*
- 6. End-of-show exhibit tasks, such as mailing back the mail-in exhibits.*
- 7. Procuring judges (that was my position).*
- 8. Contacting and following up with various philatelic societies for special awards, ribbons, etc.*
- 9. Procuring and printing award certificates.*
- 10. Procuring club medals & ribbons.*
- 11. Preparing Judges binders.*
- 12. Planning the awards ceremony (along with doing the catering part).*

--> *That's just off the top of my head as I understand the various requirements. ONE person for the above can't do it, and given our ages (even me), crawling on the floor to remove screws at the bottom of the frames put my back out already one time (about 8 years ago...). Just helping with frame set-up and tear-down will require 4 - 6 people present. I mean, given that TEXPEX is long gone, this is the only exhibition in north Texas, and would be nice to keep having one, but it does take people...*

My objective here is not to challenge your decisions, just to accurately report the status of your show in our newsletter for the benefit of our members, especially those who have, in the past, driven up to attend the show.

Please confirm for my understanding that exhibits have been eliminated from the Mid-Cities Club Stamp Expo for 2023 in November.

Thanks, Jay

Eules Meeting Minutes

May 17, 2023

By Janet Moyer

Opening:

- 2nd Vice president Stanley Christmas called the meeting to order at 7:30 PM.

Attendance:

- 10 members and 1 guest were in attendance.

Officer's Reports:

- Stanley announced that we have made a firm offer of \$500 to settle the copyright controversy. We are waiting feedback.
- It has been decided to keep receiving APS books for now. The decision to stop or continue will be revisited in six months.
- Treasurer Judy Christmas reported that the checks have started coming in from vendors for the EXPO.
- Secretary Janet Moyer reported that the minutes were posted in the newsletter.
- Dave Stockbridge sent the APS report that \$200 was received for stamps from Lester.
- The next EXPO meeting will be June 10th, 11:00 AM, at the Spring Creek on Cooper in Arlington.
- EXPO report that we will no longer be using in-house security at night. We will be hiring Grapevine Police Officers.
- Thanks were given to Peter Elias for his response to Jay Stotts from Houston (regarding the EXPO).
- Peter Elias announced that the newsletter will be 14 pages this month.

Show & Tell:

- Tom Turner showed a cover mailed from Syracuse in 1886 to Paris. It has the marking "AU DOS" which is French for "see the other side" because the address was on the back.
- Lee Stiles, guest, showed an envelope from New York in 1907.
- Skip Ely showed some reference books, by Max Johl, which are very well written and give fascinating information about stamps and the reasons people were picked, why perforations were changed, etc. They will eventually be placed into the club library.
- Ken Wills:
 - Showed some covers that are interesting due to sentiment but not philatelically important. Stanley remarked that they were ALL philatelic.
 - He also shared information from Postal Stamp Auction in New Zealand. He also shared that the postage on the envelopes delivering orders were interesting stamps, canceled, and covered in plastic to protect them.
 - Ken also passed around spare copies of the ISWSC magazines.
- Peter Elias:
 - Stated that Sam's Club sells US postage with some discount - however they have not raised the price with the last postal price hike in January! He also passed around a postcard received from

a member of "Post Crossing" a group gives you a name to send a postcard to. He received a card from someone in Alamo, Texas.

- The US Postal Service will be changing from IBI (information based indicia) to IMI (intelligent mail indicia) Datamatrix codes in 2024. All IBI based postage will be deemed invalid. The USPS states this affects business "meters". However, the USPS has also deemed some "stamps", such as NetStamps (from stamps.com), PhotoStamps and similar products to be "like" meters. We're waiting on how it affects this products.
- Showed a stamp that might be counterfeit because they did not glow under short wave UV light.
- Also shared that the Post Office will now be dead-heading mail with counterfeit postage.
- Showed an exhibit about USA "Certificates of Mailing from Fumiaki Wada, a collector in Japan.
- Rick Howell:
 - Showed the change in Queen Elizabeth's stamps. There is a nice set to commemorate her life.
 - There is a new definitive stamp with King Charles.
 - Showed the Flying Scotsman set that is the last set of stamps with Queen Elizabeth's silhouette.
 - King Charles silhouette is on the first set of stamps with flowers.

Other:

- A suggestion was made that we have a book report from one of the library books in the newsletter each month to emphasize our library.

Gifts Certificates:

- Gift certificates were awarded to Judy Christmas and Skip Ely.

Adjournment:

- Stanley adjourned the meeting at 8:23 PM.

A Closer Look: Macao #J51

By Peter Elias



Going through various piles of unsorted stamps brings forth some interesting ones.

While I know of Macao, also spelled Macau (a former Portuguese colony on the Chinese coast, that was leased to Portugal by the Chinese), I rarely ever run across stamps from there.

What caught my eye was the red PORTEADO overprint. Looking up the stamp in Scott's, I found that it was #J51, thus Porteado must mean "postage due". The origin stamp is #349 from 1951). It was issued without gum

and features a Dragon design.

Portugal relinquished control to China in 1999, after 442 years of ruling Macao; more info at: <https://en.wikipedia.org/wiki/Macao>



MEET & EAT for

May 2023

by Judy & Stanley Christmas

“Meet & Eats” are held before our club meetings. All club members and their guests are welcome. We will gather at 5:00 PM and start ordering at that time. However, latecomers can order when they arrive or just come by for a visit. Meals should be over around 6:15 to 6:30 PM with the Arlington new meeting start time now being at 7:00 PM rather than 7:30 PM.

Meet & Eat locations will be included the club's broadcast messages. NOTE: All locations are subject to change.

--> See updates for mask policies as published or announced by local, regional & state authorities or individual restaurants.

ARLINGTON

June 7 **Moni's Pasta & Pizza**, 1730 W. Randol Mill Road, Arlington 76012
(817) 860-6664

EULESS

June 21 **Red, Hot & Blue**, 9143 26 Blvd North Richland Hills, TX 76180

GRANBURY

June 27 **Palio's Pizza Café**
3710 E. US Hwy 377, Granbury

*Mid-Cities Stamp Club “Stamping Around” Newsletter
c/o Peter Elias
PO Box 940427
Plano, TX 75094-0427*

Don't Forget:
EXPO Planning Meeting - June 10
TSDA Bourse - June 23-24

Wanted to Buy

Texas Precancel Stamps. Contact Rick Howell at Rick.howell1@tx.rr.com

5/19

Wanted to buy or trade for: **Worldwide unusual EFOs, postal counterfeits.** Odd US 20th century auxiliary markings, US 1934 and 1935 Christmas Seals on and off cover and publicity material, Korean War postal history from US and other UN contingents, and any other US philatelic material with an interesting story. John Hotchner, PO Box 1125, Falls Church, VA 22041, or jmhstamp@verizon.net 2/15

Various USA **Scott #C2 & C3 on covers & cards** are needed for my U.S Air Mail collection. Please forward scans of the covers / cards along with asking price(s) to Don Jones at adjaams@aol.com Thank you. 2/21

For Sale

FREE 111-page (all varieties) or 26-page album (basic version) of Spanish ATM stamps (provided as a PDF file) with purchase of at least \$4.00 in Spanish ATM stamps (which are only 15¢ each!) Contact Peter Elias at peter@pcelias.com 1/21

United States Booklets. large selection of unexploded booklets for sale at just above face value. Starting with booklet #BK104 to #BK259. Identify booklet number desired and send an email to Dave Stockbridge at stockdave44@yahoo.com .

Dave will send you a price, if booklet is available and payment instructions. 4/23