

Can the Mind Perceive a 5-Dimensional Universe?

by

Jeffrey S. Keen

BSc Hons ARCS MInstP CPhys

www.jeffreykeen.co.uk

Abstract

Some cosmological branches of physics have postulated that information can be stored in 5 dimensions. It has also been well established in quantum physics that observations can affect experimental results. There have been several published papers where an inexplicable intuitive, noetic, or dowsing response has been obtained when the mind's intent is relating to the fifth dimension. To research the possible connection between these 3 concepts, this paper undertakes relevant quantitative scientific experiments in order to interpret this 5-dimensional response which is found in numerous diverse situations such as multi-body interactions, auras, the Kabbalah tree of life, peace grids, psi-lines, spirals in general, and a half sine wave. On analysis of these situations, a 5-dimensional response only seems to occur with two perceived geometries - lines and spirals. Gravity is also involved. This paper explores these situations, and comes to the conclusion that as the mind is detecting universal laws of physics together with universal constants and bifurcations this five-dimensional phenomenon is not just a figment of the imagination but requires further scientific investigation.

Key Words

Mind, noetics, dowsing abstract geometry, 5th dimension, vortices, bifurcations, subtle energies, psi-lines, gravity

Introduction

Quantum physics has long established that the mind and the act of observation can affect experimental results. Current physics considers information being stored as quantum phase interference fringes at the Planck level to form a 5-dimensional hologram; for example, when considering gravity and black holes. Mind science experiments over many years have demonstrated the communication of information across the solar system, and have found several unexplained examples of a 5-dimension perception. With all these concepts in mind, the raison d'être of this paper is to discover further evidence for this 5th dimensional hologram model.

The author has categorised eight types of subtle energies perceived by the mind ²², each having different properties such as the speed of communicating information, angles and geometric shapes formed, vector effects on measurements, mathematical equations of patterns, clockwise or anti-clockwise flows, etc. In this paper only five types of subtle energy are referred to; Types 1, 3, 4, 5, and 8. As a very simplified introduction to identifying different types of subtle energy fields, Table 1 summarises their perceived Mager colours. More detail can be found in Appendix 1. The 5-dimensional dowsing response (the main subject of this paper) is referred to as Type 5 subtle energy.

Subtle energy type	Primary Mager colour	Secondary Mager colour(s)
Type 1	White	-
Type 3	Green	-
Type 4	Blue	-
Type 5	Ultra-Violet	No-colour
Type 8	No colour	Ultra-violet

Table 1. Colours associated with different subtle energy types

The following are common situations where a 5th dimension is perceived, and these situations have been grouped into two perceived geometries - lines and spirals.

Lines where the Fifth Dimensional Response is Perceived

Half Sine Wave

The half sine wave, as illustrated in Figure 1, is possibly the 2nd most interesting dowsable shape ¹⁷. When dowsing half sine wave geometry and specifying the mind's intent in the normal 3 and 4-dimensional space, there is a void. Irrespective of size, the half sine wave shape appears inert to dowsing. There are no dowsable lines either horizontally or vertically. Of all the geometrical shapes so far studied, the half sine wave is unique in this respect.



Figure 1. Half Sine Wave

However, an unexpected, inexplicable, and “weird” phenomenon is that dowsing a half sine wave when the mind's intent is asking for a pattern in 5-dimensional space, one obtains a strong pattern comprising 4 lines as illustrated in Figure 2. These lines are in the plane of the half sine wave, which can be fixed either horizontally or vertically – the effect and pattern seems identical. There are no lines perpendicular to the plane on which the half sine wave is drawn.

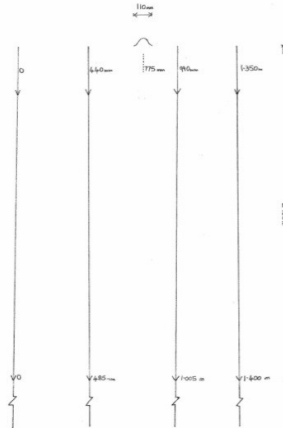


Figure 2. Perceived lines in 5th Dimension

Although only measured over a distance of 100 metres, these 4 lines appear to be parallel within experimental error, have an outward flow, and seem to go to infinity. Unlike other lines discussed below, they have no termination or other spirals, no bifurcations, and no nodes. Neither do they have vector properties which can affect the measurement of length depending if measurements are made with the flow, against the flow, or across the flow.

These lines comprise Type 1 subtle energy, which in “normal” dowsing are common earth energy lines that indicate a base colour of white (augmented depending what is being searched for). However, unlike most other subtle energy lines, they do not possess colour on a Mager disc.

Figure 3 is a graph illustrating the effect on the perceived pattern produced by sources having different half-wavelengths, but consistent shape. As is apparent, the relationship is linear. This is unexpected as an exponential relationship is often obtained in these types of experiments with the exponent being a universal constant, such as Feigenbaum's constant, or the golden ratio.

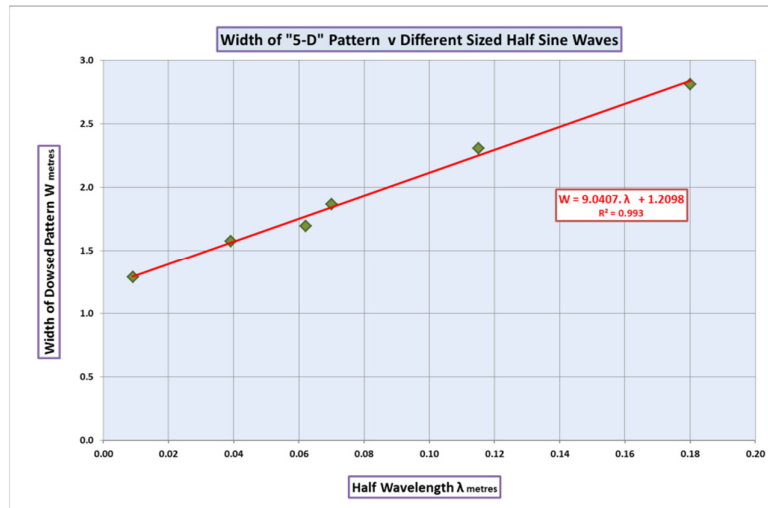


Figure 3. The relationship between the size of the half sine wave source and the width of the perceived pattern

As is normal in dowsing, the numerical measurements are not absolute, but vary depending on the time of day, the time of the lunar month, and the time of the year⁹. Similarly, the amplitude of the source sine wave will affect measurements. In practice, completing experiments in less than 1 hour overcomes this fundamental limitation, and ratios seem to stay the same.

As can be deduced from Figure 3, for a very small source object e.g. $\frac{1}{2} \lambda = 0.01\text{m}$, the width of the perceived pattern can be greater than 140 times the size of the source. Whilst for a large source object of say $\frac{1}{2} \lambda = 1$ metre, the width of the perceived “five-dimensional” pattern is only 10 times greater. Obviously, the linear relationship with its constant, results in this effect.

Although the graph in Figure 3 has a very high correlation coefficient of 0.993 attempting to interpret its meaning is challenging. For example, although the slope of the line and where it crosses the W axis will change in different experimental circumstances, there is a problem when the source is extrapolated towards zero wavelength; a pattern is predicted even with no source object to observe!

At present, there being no further clues to interpreting the above 5-dimensional response, what other 5-dimensional lines can be studied?

3-Body interaction

When any three bodies or even 3 circles drawn on paper are aligned so that

1. their centres are in a straight line, and
2. adjacent circles are separated at a distance greater than the sum of each of their auras (which approximates to their diameters)¹⁴, so
3. there is no 2-circle interaction (as described later),

then a Type 5 subtle energy beam is formed as in Figure 4.

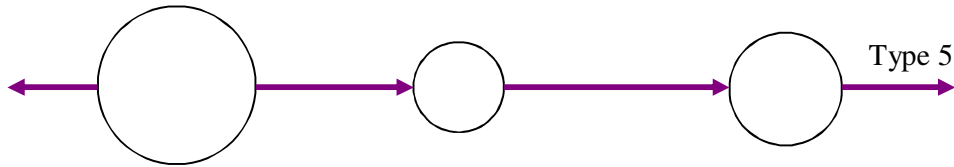


Figure 4. 3-body interaction producing a Type 5 line

The limits of alignment

The formation of this resonance beam on alignment is not limited by how far the 3 objects are separated. This beam extends over vast distances, with a narrow divergence angle, and indicates an ultra-violet Mager colour. This subtle energy beam always seems to flow out from the largest body.

The 3 objects need not be in an exact straight-line¹², for the Type 5 beam to be produced. For observations made near the outer of the 3 bodies, the alignment must subtend an angle that is less than arcsine 1/4. But for observations near the middle body, this alignment must be within arcsine 1/5. The vector strength affecting measurements is a maximum when the objects are in a straight line, and declines to zero at the above extremes of alignment.

Vector properties

When measuring the length of a standard yardstick⁷ placed in this beam, the yardstick's length can be significantly increased or decreased (depending if the yardstick is placed between 2 of the 3 circles, or in the beam exiting from the 3 circles). But its length is the same if the measurement is made with or against the perceived flow, i.e. the length is invariant to the direction of measurement. This finding is opposite to most other "normal" earth energy lines as they have vector properties which significantly change the measurement of length.

Instantaneous communication of information

This simple geometry of 3 abstract circles produces similar effects to astronomical alignments such as new or full moon, or eclipses, or conjunctions of the planets¹⁰. This property, together with the above vector properties, has been used to demonstrate that the communication of information along a Type 5 alignment beam is faster than the speed of light and could in fact be instantaneous¹³. For example, this protocol predicted the conjunction of outer planets such as Saturn and Jupiter¹¹ in a time prior to that astronomically published. To within a few seconds of accuracy, this earlier time equalled the time that light takes to reach Earth from the outer planet. In other words, the mind not only detects remote information, but does so instantaneously.

Nodes

Evenly spread out along this Type 5 beam are nodes, which register as Type 8 subtle energy. As will become apparent, Type 8 is often associated with Type 5 subtle energy. The separation distance between the nodes depends on the size of the 3 interacting objects. For example, for 3 olive sized stones the nodes are an average of about 2.4 m apart, with a width of less than 1 cm. Nodes are also an integral part of mind created psi lines²⁰. It is not immediately obvious how the nodes are formed, or what is their function. Current research suggests that they are involved in the

geometry of alignment, transmitting information, and react if an attempt is made to disturb or re-align the beam.

Close proximity alignment

The above analysis only relates to the situation when no pair of the 3 circles is in a 2-body interaction, i.e. the circles are sufficiently separated, and their auras do not overlap. There are two other possibilities. If all 3 circles are in alignment, but sufficiently close so they form 2-body interactions, then Figure 5 illustrates the result. The Type 5 beam emanating from the 3 objects bifurcates within experimental error with an angle of 90° . These are very long lines having an outward flow; without any more bifurcations; without nodes or spirals; indicating an ultra-violet Mager colour; and also have 5-dimensional Type 5 properties.

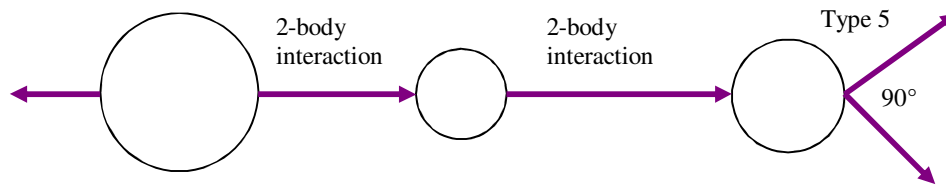


Figure 5. 3-bodies interacting like 2-bodies

Figure 6 illustrates the geometry when all 3 circles are in alignment, but 1 of the 3 circles (A) is too far separated to be in a 2-body interaction, but B and C are in such alignment. The 2-body interaction between B and C is different. The beam emitted from C does not divide into 2, is very long, has an outwards flow, and can still be classified as Type 5.

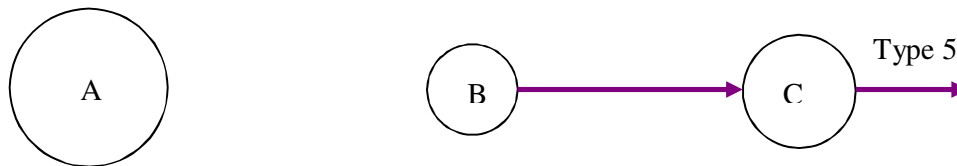


Figure 6. 3-body and 2-body interaction

A very important deduction as a result of changing the orientation of the three bodies is that if the three bodies are not in alignment, then Type 5 subtle energy is not present.

In summary, Type 5 subtle energy can be produced as a result of geometric alignment or by the mind interacting with a half sine wave. These facts suggest, together with other findings, that this Type 5 beam can be explained if the mind has an ability to link directly to the laws of physics and to the structure of the universe.

3-Dimensional Vortices – General Properties

Where Found

Colloquially termed spirals occur in numerous situations, both mind generated, (such as in psi-lines), as well as “naturally”. The author has found examples of spirals in various locations around the world including any 2-body interactions such as two physical coins or two abstract circles; in domed buildings such as the Kirov Theatre in Russia, ancient megalithic sites such as Avebury, ancient burial sites in Crete, gas vents on Mount Etna, a cave in Majorca, the Kabbalah tree of life, dragon heads in Chinese buildings, certain abstract geometrical patterns such as a Maltese Cross, the

outer parts of auras, and the spiral generated by the intersection of two subtle energy lines.

Initial 2-Dimensional Perception

When initially investigating these structures, either intuitively or by dowsing, a two dimensional spiral is perceived on the ground, with either a clockwise or anticlockwise flow, when looking down, as depicted in Figure 7. The spirals possess $3\frac{1}{2}$ turns and typically can have a diameter from under 1m to tens of metres.

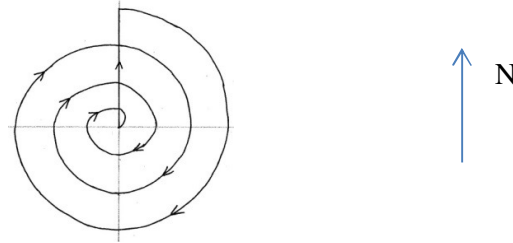


Figure 7. Plan View of a $3\frac{1}{2}$ Clockwise Spiral

3-Dimensional Properties

The initially perceived spiral on the ground is actually a 2 dimensional projection of a 3-dimensional structure comprising inverted cones. Figure 8 is a vertical cross-section showing $3\frac{1}{2}$ turns of subtle energy around the helical envelope. The perceived flow of subtle energy is usually downwards, with a continuous vertical return to the start of the spiral. An observer can detect either the central or outer flow and perceive this as either being lifted up or dragged down. Although having identical structures, the dimensions of spirals vary and depend on the source producing the spiral. Their heights can vary from under 1m to tens of metres, with their bases having a pro-rata diameter. Conical helices usually have a vertical axis.

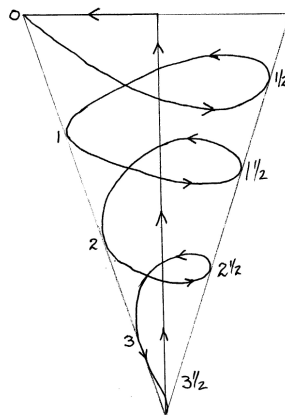


Figure 8. Cross-Section through a Conical Helix

Subtle energy types

The above spirals are either Type 3 or Type 8 subtle energy. They have differing physical properties; examples being the mathematical type of spiral, the orientation of the entry points, their Mager colour, whether clockwise or anticlockwise, and the angle of the cone's apex. They can occur either separately or combined, as now discussed.

Type 3

A Type 3 subtle energy vortex usually has a perceived preferred flow clockwise when looking downwards. It often indicates green on a Mager rosette, but why this occurs, or its significance, is unknown. Type 3 vortices appear to approximate to Archimedean spirals when projected on the ground in 2-dimensions³. The vertical axes of these Type 3 conical spirals are strongly influenced by gravity.

The entrance to Type 3 spirals is due north of the spiral's centre suggesting, an influence in the spirals' creation by the Earth spinning on its axis. It does not depend on the earth's magnetic north. The orientation of a spiral's entrance is not affected by an artificially created magnetic field where the magnetic north points away from geographic north. Numerous experiments have established that the Earth's gravity, spin, and magnetism significantly affect these spirals.

Type 8

In comparison, a Type 8 subtle energy vortex has a shorter height, a different angle of the cone's apex, and indicates no colour or ultra-violet. On its own, it has a preferred anticlockwise flow when looking down, as shown in Figure 9. The entrance to a Type 8 spiral may be determined by its connection to associated subtle energy lines. Often the Type 8 spirals have their entrance furthest away from their source object, if the latter is involved. Type 8 spirals do not bifurcate, and do not have any Type 5 portals, but are discussed here as they strongly interact with Type 3 spirals and their 5-dimensional portals.

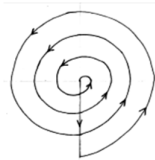


Figure 9. Plan of a Type 8 anti-clockwise spiral

It is difficult to fit a standard mathematical model to this spiral, possibly because Type 8 vortices have a more complex 3-dimensional structure than Type 3 spirals, which makes it difficult to project as a simple 2-dimensional pattern on the ground. Gravity, spin, or magnetism do not seem to affect Type 8 spirals as much as they do for Type 3 spirals, and this is discussed later in connection with mind created Psi-lines.

Double Helix

On many occasions these spirals, combine to form concentric double helices, comprising a Type 8 vortex inside a Type 3 vortex as depicted in Figure 10.

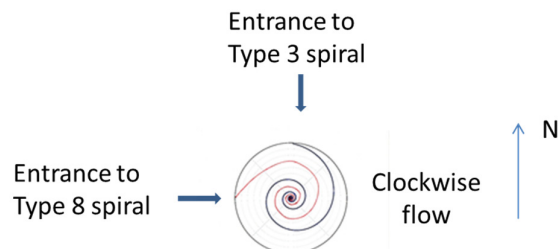


Figure 10. Footprint of an isolated double coaxial Conical Helix

Interestingly in this configuration, the Type 8 vortex changes from its isolation preference of anticlockwise to clockwise when it is coaxial with the Type 3 spiral. (A double helix immediately brings an association with DNA!).

5-Dimensional Portals and the Entrance to Spirals

Type 3 spirals have a pair of 5 dimensional portals: one at its entrance (which is due north) and the other due west, as illustrated in Figure 11a by the 2 violet dots. These portals have no Mager colour. Interestingly, these 5 dimensional portals are on the ground vertically below the perimeter of the conical helix’s base, and connected to the perimeter by a thin Type 8 thread indicating ultraviolet. This is illustrated in Figure 11b. The vertical line suggests the influence of gravity. Another Type 8 thread runs along the ground from the Type 5 portal to the apex of the inverted cone. Further investigation is required to find how the west portal is attached to the Type 3 spiral, and if it just the earth’s spin that creates the west location.

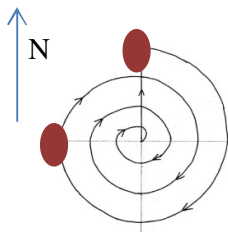


Figure 11a. Plan view of a Type 3 Spiral with its two 5-D portals

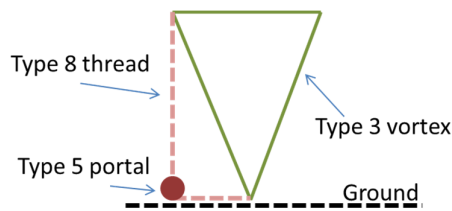


Figure 11b. Vertical cross-section illustrating the connection of a 5-D portal to its Type 3 spiral

The western portal is smaller than its northern partner. For example, the ratio between the diameters of the two portals is about 1.5:1, a number which occurs elsewhere in this research. These Type 5 portals are ellipsoids with a circular horizontal cross-section at floor level. The vertical diameter is possibly twice the height measured from the ground because half the ellipsoid could be below the ground, as is found in many similar situations. For a spiral with a radius of 0.5m the portals have a circular horizontal diameter of about 11 cm and a vertical diameter of about 17 cm.

Bifurcation

Traditionally, bifurcation can be associated with standard chaos theory as illustrated in Figure 12, but this differs from noetic perceived bifurcations.

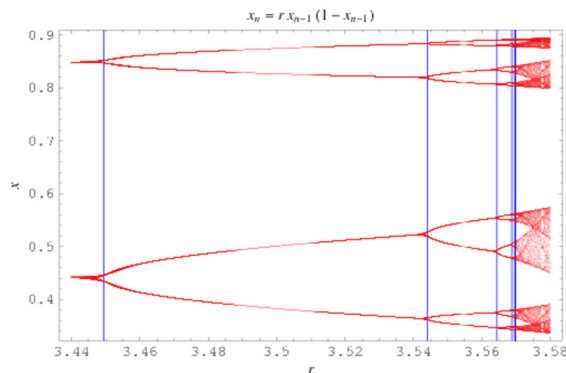


Figure 12. An Illustration of Bifurcation in Standard Chaos Theory

From the 5-dimensional portals a bifurcation process commences that is also in a northerly and westerly direction, as illustrated in Figure 13. The solid violet circles are the five-dimensional portals. The size and geometry of these portals within a typical vortex follows in Appendix 2, together with the bifurcation lengths, angles, and ratios.

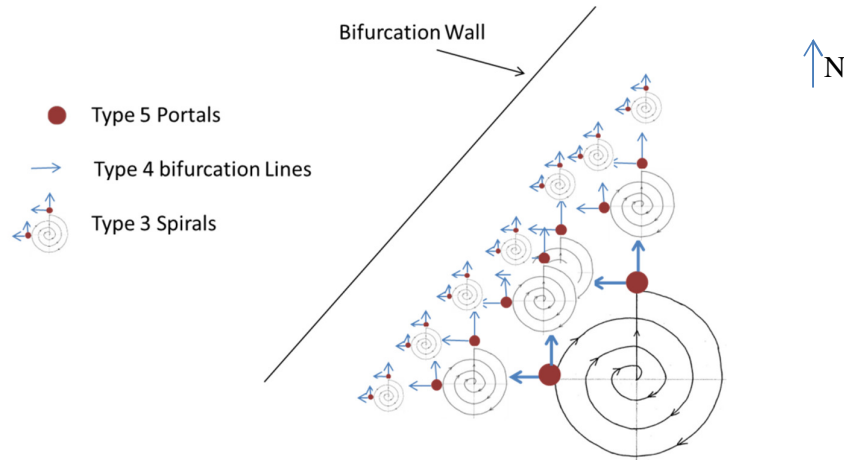


Figure 13. Plan view of a Type 3 Bifurcation Pattern

Bifurcation creates Type 4 lines which in turn form ever decreasing Type 3 spirals which also bifurcate. The process continues with ever decreasing lengths of bifurcation lines and size of portals. About 6 bifurcations is the practical end of this “infinite” harmonic series that eventually forms a terminating bifurcation “wall” in the 90° north-west quadrant from the centre of the spiral. This wall comprises a combination of subtle energy Types 3, 4, and 5, but there is no associated Mager colour. Typically the distance of the bifurcation wall from the centre of the spiral is about 1.5 times greater than the spiral’s diameter.

The bifurcation factor seems about 2.3 a number which occurs several times in this research and within experimental error equals half of Feigenbaum’s constant of 4.67 that is usually associated with bifurcation in standard chaos theory. It also invites speculation about a connection to multi-paths in quantum physics.

Universal Constants and Angles

By experiments and measurements with real examples of vortex geometry, key universal constants are found such as the series of angles whose sines are 1/n; where n is an odd number equal or greater than 3. Universal constants are found both horizontally and vertically. For example, angles are found similar to those in tetrahedral geometry, or the bonding angle of carbon atoms.

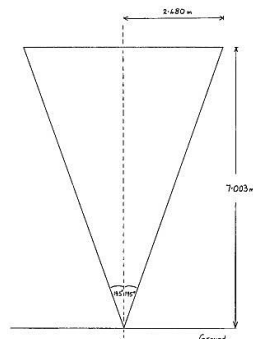


Figure 14. Type 3 Conical Spiral

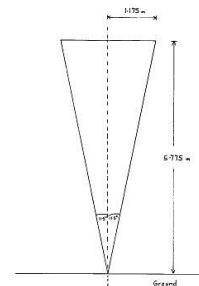


Figure 15. Type 8 Conical Spiral

Figures 14 and 15 are a cross-sectional elevation through a vortex's main vertical axis. These are from a Tree of Life ⁵, or at the centre of Angkor Wat,⁴ and are typical. These have a cone apex half-angle for Type 3 spirals of 19.5° (arcsine 1/3), whilst the cone apex half-angle for a Type 8 spiral is 11.5° (arcsine 1/5).

Table 2 in the Conclusion, summarises the common properties of all mind detected vortices.

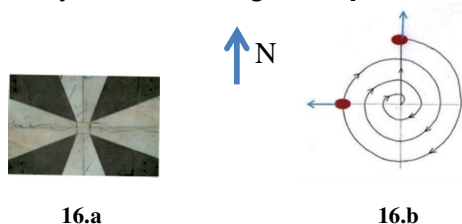
3-Dimensional Vortices – Specific Examples

Over a twenty year period the author has investigated over 60 spirals. The following are a few practical examples of vortices from around the world which contributed some of the data for the general properties of spirals as discussed above. These examples give additional specific features of special relevant interest.

Single Type 3 Spirals

Maltese Cross

Figure 16a is a dowsable photograph of a Maltese cross taken in a public building in Malta. This generates an isolated standard Type 3 spiral several metres in diameter, as in Figure 16b. It is the standard clockwise spiral with north and west orientated Type 5 bifurcation points. The bifurcations lines are Type 4 indicating blue, and the distance between the 1st bifurcation from its originating Type 5 portal, on the day of measurement, was 270 cm. The Type 5 portals on the ground indicate no colour. The radius of the spiral at the spiral's entrance was about 1.1 m, while the height of the cone was about 1.9 m: a ratio of 1.68. The radius of the northerly Type 5 portal was 19 cm, whilst the height of the westerly portal was 13 mm; a ratio of 1.46. There is no Type 8 spiral produced by this source of geometry.



16.a 16.b
Figure 16. A Maltese cross and its spiral

Domed Buildings

Figure 17 is a dowsable photograph of the original brick domed ceiling and floor in a part of the medieval castle in Lorca Spain. A standard Type 3 green clockwise spiral is produced on the floor with the standard 2 Type 5 bifurcating portals having no Mager colour, and radii measured from the ground of about 12 cm.



Figure 17. Photograph of a domed ceiling and floor producing a vortex and 5-D portal

Two Parallel Lines

Dowsing the geometry of any 2 parallel lines (be they 2 short lines drawn on paper as in Figure 18, or massive banks and ditches on a Neolithic site⁶ produces a plethora of different types of subtle energies. The main relevance to this paper is the series of standard Type 3 spirals that are produced along the centre line, as illustrated in Figure 18 where the 5 dimensional portals associated with bifurcations are also shown. The Type 3 spirals indicate green, the bifurcating lines are Type 4 indicating blue, and the Type 5 portals indicate no colour. There are no Type 8 spirals present. Intriguingly, this perceived pattern only exists when the parallel lines are pointing North-South. If they are orientated to point East-West there is no perceived pattern obtained. This suggests that the Earth's magnetism and spin interact with the mind, to produce this perceived pattern.

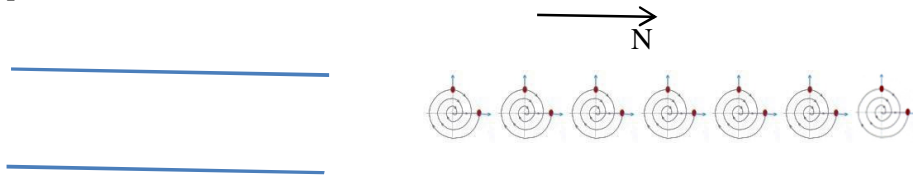


Figure 18. The series of spirals generated by 2 parallel lines

2-Body interaction

An interaction between any two physical or abstract objects occurs if they are in close proximity^{1, 15}. The observed pattern is shown in Figure 19. Its size is a function of the dimensions of the source objects and their separation distance. The perceived pattern comprises a complex arrangement of straight lines, dipole “lines of force”, subtle energy beams, vortices, Cornu Spirals, and curlicues, which have complex dynamics and null points as described below.

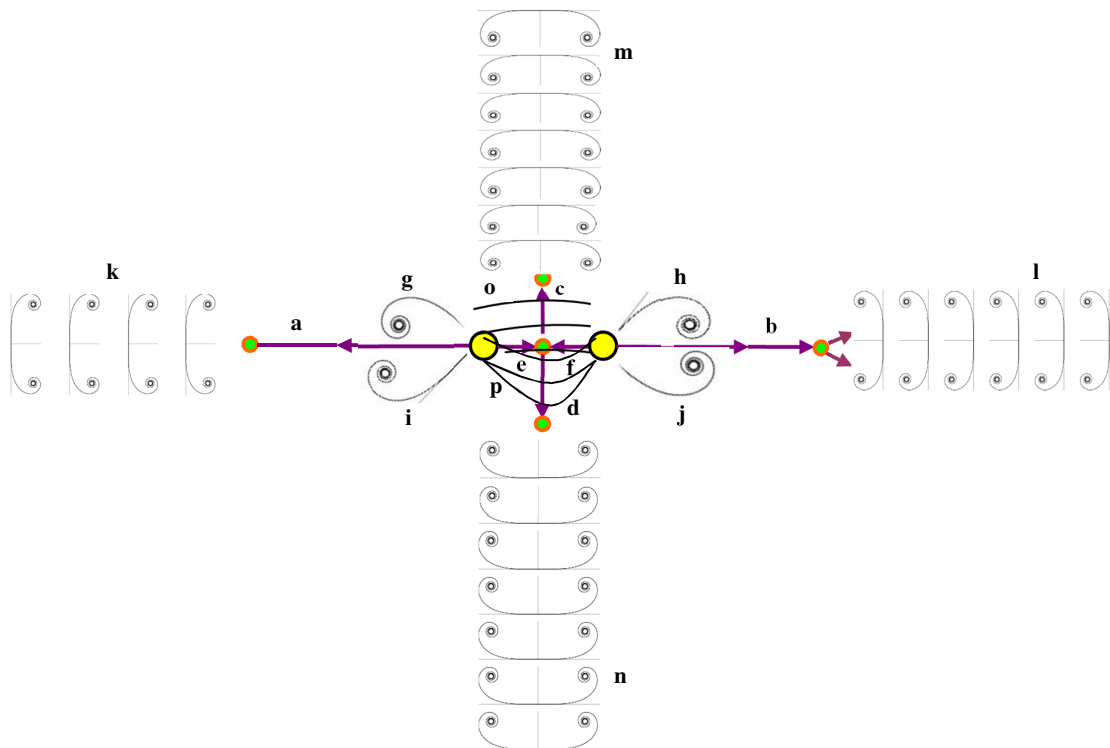


Figure 19. The Dowsable Pattern Produced by 2-Body Interaction, illustrating 16 Type 3 spirals

This paper only analyses features associated with a fifth dimensional response. When plotting the Figure 19 pattern on a two dimensional floor plan, 17 spirals are perceived made up in the following 3 categories:

Terminating Beams

2 subtle energy beams, **a** & **b** are on the axis through the centres of the 2 circles. Two shorter beams marked **c** & **d** are perpendicular to this axis and meet at the geometric centre of the two circles. All the beams are Type 4. When looking downwards, 4 standard Type 3 clockwise spirals, indicated in Figure 19 with a green and red circle, terminate these straight beams.

Curlicues

Four sets of curlicues marked as **g**, **h**, **i** & **j** emanate outwards from the 2 circles. Each set comprises 3 curved lines, making 12 in total. (However, due to lack of space, Figure 18 only shows 4 of the 12 lines emanating from the 2 circles).

There are 12 standard Type 3 spirals which terminate the curlicues. Those 6 positioned above the central axis of the 2 circles are also clockwise, but the 6 below the central axis are anticlockwise.

Central Spiral

Between the 2 circles, where lines **e f** and **c d** meet, a clockwise spiral is formed (looking down). For some unknown reason this central spiral is not associated with Type 5 subtle energy and does not bifurcate.

In summary, 2-body interaction produces 16 termination spirals each giving a Type 5 response where they bifurcate, as described above, with no additional features.

Peace Grids and Matter

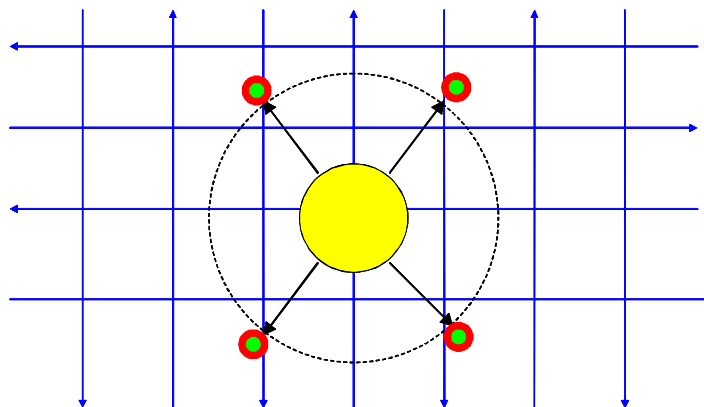


Figure 20. An Example of Mind and Matter Interaction

Figure 20 illustrates superimposing objects on a mind-created peace grid ⁸, when 4 diagonals are created at 45° to the grid. These diagonals, or radials, extend to the outer 7th shell of the superimposed object's aura, and end with a standard Type 3 spiral which has the usual 5th dimension properties and bifurcation. All the grid lines and radials are Type 4. The pattern in Figure 20 conjures up visions of General Relativity where matter distorts the geometry of adjacent space!

Separate Type 3 and 8 Spirals

Sometimes Type 3 spirals are combined with Type 8. There are 2 alternatives (a) they both appear together, but as separate vortices; (b) they become combined into one vortex.

Tetrahedral Geometry and Pythagorean Triangles

The geometry in Figure 21 contains some of the key angles found in many branches of science. It produces a complex dowsable pattern¹⁶ illustrated in Figure 22, which includes arithmetically spaced Type 3 vortices marked in blue, and Type 8 vortices marked in red spaced in a geometric series. Table 2 gives the separation distances between the series of spirals.

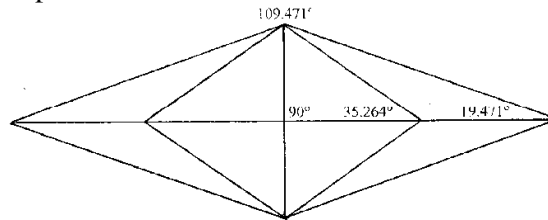


Figure 21. Diamond shapes with universal angles

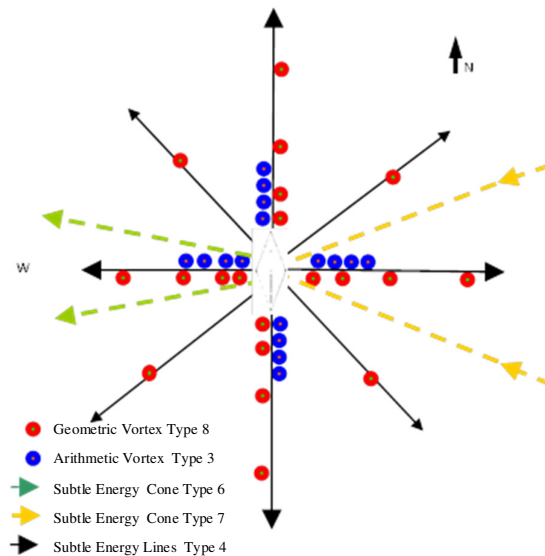


Figure 22. Dowsed Pattern on the Ground with Abstract Source Geometry

To about 4% accuracy, the spacing of the Type 3 spirals, containing the 5-dimensional portals, forms an arithmetic series with an arithmetic constant of about 2 m. The spacing for the Type 8 spirals form a geometric series with a geometric constant of about 1.6, but a 14% average deviation. However, the error rate can be improved to about 10% with a constant of about 1.5 if the 1st term in the series is disregarded due to initial perturbation factors, which seems a common feature of most noetic patterns. The 8 straight lines marked in black linking the spirals are Type 4 subtle energy.

Spiral No. n	Type 3 Arithmetic Series (n+1)-n		Type 8 Geometric Series (n+1)/n	
	metres	metres	metres	
1	2.80		1.79	
2	4.92	2.12	3.91	2.18
3	6.98	2.06	7.07	1.81
4	9.10	2.12	12.29	1.74
5	11.19	2.09	18.36	1.49
6	13.03	1.84	25.82	1.41
7	15.29	2.26	37.30	1.44
Average	2.08		1.68	
Average Deviation	0.09		0.23	
% Deviation	4.22%		13.76%	

Table 2. The Alignment and Spacing of the Spirals

Auras of Stones and Crystals

The auras of any solid objects appear as in Figure 23. They consist of 7 shell ellipsoids with 6 lines and spirals radiating from the centre of the source object ².

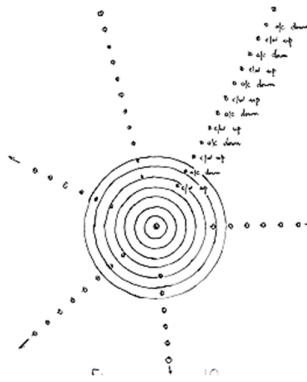


Figure 23. Inner Ellipses and Outer Spirals of an Aura

The orientation of the lines does not depend on the shape of the source object, but is determined by the environment. This can be demonstrated by rotating the source object; the lines remain in the same direction. Auras are not physically attached to their source, and this suggests they are produced by the mind and external forces. Figures 24a illustrates the preferred orientations and suggest that the spin of the earth is involved to produce the north-south, east-west orientations. (The Type 1 lines are irrelevant in this context.)

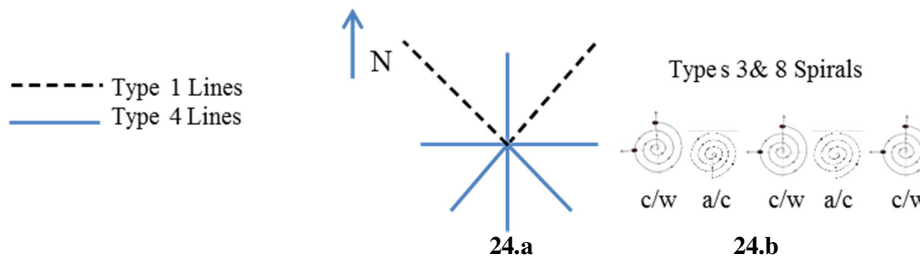


Figure 24. Orientation of the 6 lines emanating from any physical object

Up to the 1st spiral these 6 arms are subtle energy Type 4 with an outward flow, and a blue Mager colour. After the 1st spiral this Type 4 line disappears and is replaced by an imaginary extension of this line comprising 2 different types of spirals which are consistently spaced out, as illustrated in Figure 24.b. These series of spirals are standard Type 3 alternating with standard Type 8.

The same pattern as shown in Figure 24.b applies to all 6 extension lines, as illustrated in figure 25. The spirals are referred to as standard with respect to their entrances, the location and properties of their 5 dimensional portals, their bifurcations, their Mager colour, and their spirals' direction; all of which have been discussed earlier.

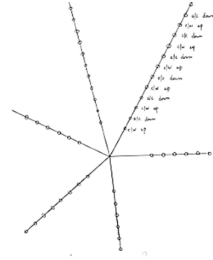


Figure 25. Spirals on 6 Arms of an Aura

When dowsing this aura with the mind's intent in just the 5th dimension, the diagram in Figure 26 is found, this is the same as Figure 25 but only showing the location of Type 3 spirals. No other types of subtle energy are found apart from pairs of 5 dimensional portals as indicated by red dots in Figure 26. This 5 dimensional response coincides with the expected location of the Type 3 spirals, confirming that only the Type 3 subtle energy shows this 5 dimensional response, and only the Type 3 spirals bifurcate. The 5-D portals have a size of about 7 cm x 8 cm x 15 cm high and have no Mager colour.

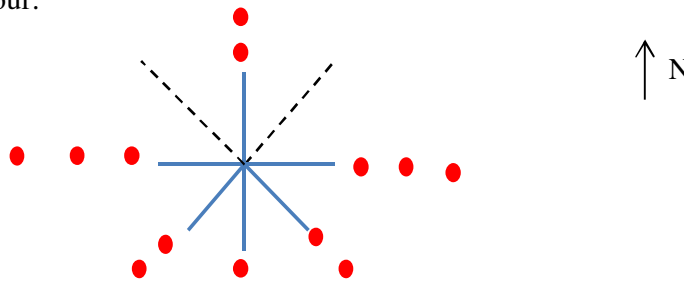


Figure 26. Locations of the pairs of Type 5 portals

The outer aura from an olive sized pink quartz stone was about 1 m from its centre. Table 3 gives some of the spacing measurements indicating that the 1st Type 3 spiral was 1.9 m from the source object. The 5-dimensional response was at a series of points also starting 1.9 m 3.5 m and 5.6 m from the source object, demonstrating that the 5 dimensional responses correspond with the Type 3 spirals.

To about 10% accuracy, the spacing of the Type 3 spirals, containing the 5-dimensional portals, forms an arithmetic series with an arithmetic constant of about 2 metres. The spacing for the Type 8 spirals form a geometric series with a geometric constant of about 2, but a 14% average deviation. However, for the Type 3 spirals the error rate can be improved to about 7%, with a similar constant of 2m, if the 1st term

in the series is disregarded due to initial perturbation factors. Similarly, the Type 8 series can be improved to 8% with a constant of 1.8.

Spiral No. n	Type 3 Arithmetic Series (n+1)-n		Type 8 Geometric Series (n+1)/n	
	1	metres	metres	metres
2	1.90		1.87	
3	3.50	1.60	4.58	2.45
4	5.61	2.11	9.17	2.00
5	7.69	2.08	14.33	1.56
6	10.15	2.46	25.60	1.79
6	12.14	1.99		
Average		2.05		1.95
Average Deviation		0.20		0.28
% Deviation		9.88%		14.13%

Table 3. Separation distances of a stone’s aura spirals

Interestingly, Table 3, which is for a physical object, has similar values to Table 2, which was for abstract tetrahedral geometry and Pythagorean triangles. There must be an underlying external structure everywhere in the world involved in the creation of these patterns, 5 dimensional portals, and bifurcations.

Combined Type 3 and Type 8 Spirals

Psi-lines

Since ancient times, psi-lines have been perceived and used (e.g. for tracking)^{18, 19}, and are even created by animals and birds to assist in their migrations. We know this, as psi-lines can be permanent and our ancestors have left numerous examples around the world.

They are subtle “energy” lines (currently of partially known structure, but unknown composition) that are easily created and destroyed by the mind, without any physical equipment. As they can also be readily detected, destroyed, or modified by others, it not only proves that they actually exist, but are a rare documented example of mind-to-mind interaction. Psi-lines can either travel along the ground or they can float in space.

Ground-based psi-lines are complex three-dimensional fields arranged in two rows stacked vertically. Each row comprises three horizontal coaxial tubes (i.e. totalling six sub lines in total). These lines have Type 4 cylinders with a Type 8 inner core, and indicate a Mager colour of blue.

All psi lines are terminated at each end by co-axial dual Type 3 and Type 8 vortices producing standard bifurcating three-dimensional spirals having an easily detected vertical axis, which provides a precise reference point from which to make accurate measurements of length. The 2-dimensional footprint of psi-lines is illustrated in Figure 27. Appendix 2 gives detailed measurements of psi-line spirals.



Figure 27. Plan of a Psi-line Footprint

The terminating Type 3 spirals are standard as previously discussed, possessing clockwise flow, and with a green Mager colour. The Type 5 portals are in the standard position, bifurcate in the standard north and west directions, and have no Mager colour.

Of particular note is where the psi-line joins its terminating spiral. As depicted in Figure 28, the Type 8 spiral, illustrated in red, has a clockwise not anticlockwise flow, and does not have its entry due west, but where it joins the centre of the Type 4 line. This is another example of the interactions between Type 3 spirals and Type 5 portals; Type 3 and 8 spirals; and Type 4 lines and Type 8 spirals.

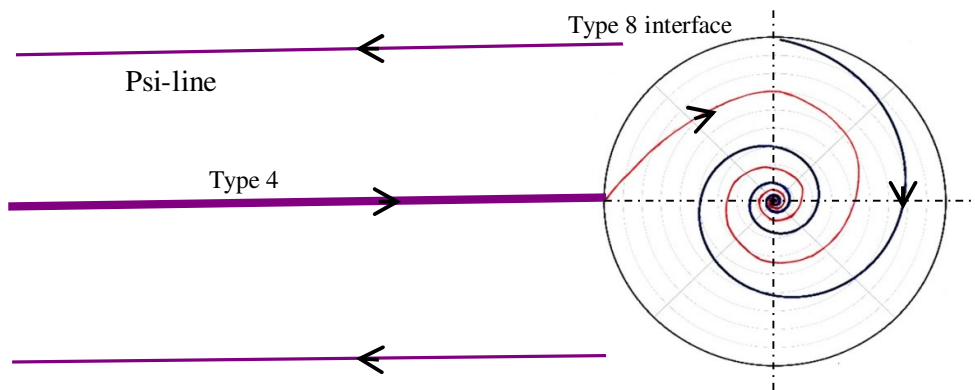


Figure 28. Footprint of the Double Terminating Spiral

The Tree of Life

The Tree of Life pattern, originating over 1,000 years ago with Kabbalah, can be detected by dowsing any living plant or animal, and they all produce an identical structure. The Tree of Life is a manifestation of the phenomenon of auras and comprises ten vortices/helices. It is the same if a person stands vertically or lies horizontally. Figure 29a is a published theoretical Tree of Life pattern. An accurate Tree of Life of an eighteen-month-old female child is shown in Figure 29b which is a photograph of disc markers placed on the spirals' axes: the camera being vertically above at ceiling height. The large circle in the top centre is where the person or plant is situated. It is **not** part of the Tree of Life.

The Tree of Life has 10 spirals comprising standard Type 3 and Type 8 conical double helices. The Type 3 spirals are standard: having a green Mager colour; 2 x Type 5 portals, one located at the spiral's north entrance the other due West, and bifurcating as expected. This is shown in Figure 29c, where the spirals are illustrated in red and the 5-dimensional bifurcation points are indicated in blue. The Type 5 portals indicate ultra-violet on a Mager rosette, and are connected from their position on the ground by a Type 8 thread (which has no Mager colour) to the base of their associated inverted conical helix which is located vertically above. Both combined Type 3 and Type 8 spirals have a clockwise flow of subtle energy. The Type 8 spirals are also standard as discussed earlier, and as expected they have no Mager colour, and their entrance is furthest from the source life form.

The additional features of this practical example are that these double helices are connected by lines of Type 4 subtle energy flowing at ground level. Where these Type 4 lines meet the double spirals, a vertical Type 8 thread is produced that connects the lines to the base of the Type 8 spiral. For example, spiral number 10 has only 1 intersecting line and therefore only 1 connector, whilst spiral number 6 is intersected by 6 subtle energy lines forming 6 Type 8 connectors. (Although appearing in a standard Kabbalah publication, the diagram in Figure 29a is slightly incorrect where it illustrates 8 x Type 4 lines, not 6, emanating from spiral 6.)

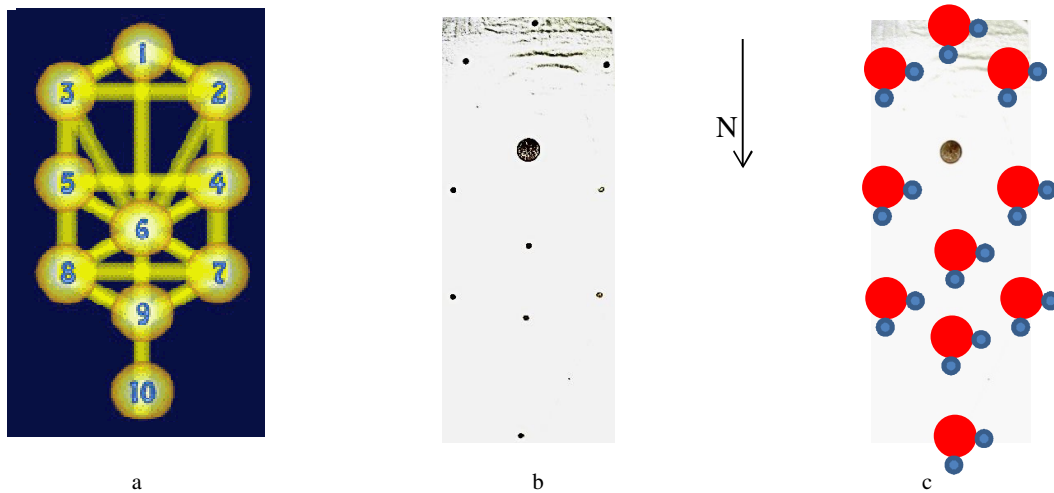


Figure 29. Tree of Life Pattern of Vortices

These lines and conical helices form key universal angles, both in the vertical and horizontal planes⁵. Appendix 2 contains further details of the tree of life that do not seem to be related to the 5th dimension, but may provide other researchers with relevant information to help explain the 5th dimensional response.

Conclusions and Summary

The title of this paper asked the question “can the mind perceive a 5-dimensional universe?” Bearing in mind that this research has not been attempted before, the evidence appearing in this paper suggests that the answer is “possibly!” Numerous examples have been given as to how the mind affects observations thus supporting well established quantum physics experimentation. The 5-dimensional hologram model is supported by mind science experiments that have found several unexplained examples of a 5-dimension perception in many situations involving two geometrical forms – lines and conical helices, colloquially known as spirals. Examples include dowsing half sine waves, multi-body interaction, and bifurcation from conical helices that occur throughout the world.

All these different 3-dimensional “spirals” have similar properties: there being no differences between “naturally” occurring spirals and mind generated phenomena. Nor is there any significant difference between physical source objects, and abstract geometrical patterns. Tables 4 and 5 summarises these properties for Types 3 and 8 vortices,

All Type 3 vortices have a vertical axis, suggesting the involvement of gravity. Due to the spin of the earth, Type 3 conical helices have their entry point due north of their central vertical axis. Type 3 spirals also have two small portals at ground level giving a 5-dimensional response which are also associated with the phenomenon of bifurcation. One of these portals is at the spiral's entrance, whilst the other portal is 90° due west. A Type 8 thread connects a portal to the periphery of its inverted conical helix's base which is vertically above the portal, and another along the ground to the cone's apex.

Type 3 Conical Helix

Property	Observation
Mathematical Type of spiral	Archimedean
Number of turns	3.5
Direction of spiral looking down	Clockwise
Entry to spiral	due north
Location of 5-dimensional portal A	due north
Location of 5-dimensional portal B	due west
Start of bifurcation	due north & west
Vortex cone apex half-angle	sine 1/3 (19.5°)
Mager colour	green
Subtle energy type	Type 3
Mager colour of 5-D portals A and B	UV or No-colour
Subtle energy type of portals	Type 5
Ratio of height to portal base	1.5
Mager colour of bifurcation lines	Blue
Subtle energy type of bifurcation lines	Type 4
Bifurcation ratio	0.5 * δ
Ratio of wall distance to spiral diameter	1.5

Table 4. Summary of Common Properties of Type 3 Conical Helices

Type 8 Conical Helix

Property	Observation
Mathematical Type of spiral	Unknown
Number of turns	3.5
Direction of spiral looking down	Anti-Clockwise
Entry to spiral	Complex alternatives
5-dimensional portals	None
Bifurcation	None
Vortex cone apex half-angle	sine 1/3 (11.5°)
Mager colour	UV or No-colour
Subtle energy type	Type 8

Table 5. Summary of Common Properties of Type 8 Conical Helices

Bifurcation only occurs in spirals displaying a 5-dimensional response; it does not occur in the lines giving a 5-dimensional reaction. The bifurcation wall gives a 5-dimensional response as well as Types 3 and 4.

There is a close connection between Type 5 perception and Types 4 and 8 subtle energies. Similarly, the close connection to universal angles, the numbers 1.5 and 2, chaos theory, bifurcation, and Feigenbaum's constant (δ) suggests that the mind is somehow connected to the structure of the universe and the laws of physics. These are examples of the mind interacting with the cosmos in its widest sense, encouraging further investigation into the 5-dimension noetic response. It is hoped that the findings and quantified data presented here will assist future researchers to provide a credible theoretical explanation of the subtle energies involved and in particular the 5 dimensional perceptions.

Postulations

1. As conical helices always have a vertical axis, gravity, together with the earth's spin and magnetism, plays a significant part in the creation of Type 3 vortices.
2. Conscious intent and the act of observation is involved in creating these findings.
3. All the findings suggest that the mind is interacting with the structure of the universe to produce the observed patterns and their properties.
4. This 5-dimensional effect allows multi-bodies to be "aware" of each other's presence; if they are in alignment; and how should they interact.
5. The association of the findings with bifurcation and standard chaos theory invites speculation about a connection to observation and multi-paths in quantum physics.
6. The tree of life comprises 10 double helices arranged symmetrically. Is there any connection to the evolution of DNA, limbs with 10 digits, and symmetrical left and right bodies?

Future work

As always in research, the findings raise more questions than answers. The following are some unresolved issues that could form the basis for future research work.

1. Further research is obviously required to explain why a half sine wave source geometry produces a unique 5-dimensional response.
2. Why do spirals have a 5 dimensional portal?
3. Why do 5 dimensional portals bifurcate, and what is the connection?
4. Why are spirals' entrances due north?
5. What is the reason for the north and west preference?
6. Further investigation is required to find how the west portal is attached to the Type 3 spiral, and if it is just the earth's spin that creates the west location.
7. What is the theoretical basis for these findings supporting the hypothesis that the universe comprises a 5-dimensional hologram?
8. How is abstract geometry stored and accessed in this 5-D model?
9. What is the connection between Type 5 perception and Types 4 and 8 subtle energies?
10. Why do all 3-dimensional conical helices have similar properties; there being no differences between "naturally" occurring spirals and mind generated phenomena? Further, there does not appear to be any significant difference between physical source objects, and abstract geometrical patterns.

Appendix 1

Mager Colour

As a simplified introduction to identifying different types of subtle energy fields, the concept of colour can be used. The Mager rosette colour is a well-established technique that helps the mind to associate different types of subtle energies as a tangible colour on a disk. Although it is very simple to use and it quickly gives a result, it is “unscientific”, it is personal because different people may see different colours, it is not infallible, but seems consistent for each individual.

Appendix 2

Detailed measurements of psi-line spirals

Bifurcation Points B _n	Type 5 Portal		Ellipsoids		
	Diameter of Circle on Floor cms	Height above Ground cms	Ratio of Diameters in Series	Ratio of Heights in Series	Ratio of Heights to Half Diameter
B0 North	11.3	8.5	1.51	1.13	1.50
B0 West	7.5	7.5			2.00
B1 West	6.5	4.5	1.15	1.67	1.38
B2 West	1.2	0.5	5.42	9.00	0.83
B3 West	0.8	0.5	1.50	1.00	1.25
Average					1.39
Average Deviation					0.29
% Accuracy					20.52%

Table 6. Measurements for Type 5 Elliptical Portals

Table 6 gives the dimensions of the 5-D portals and it is apparent that the western portal is smaller than its northern partner. For example, the ratio between the diameters of the two portals is 1.5:1, a number which occurs elsewhere in this research. Possibly this effect is due to the western portal being 270° further round the spiral, and is therefore closer to the central axis of the spiral. As is apparent these Type 5 portals are ellipsoids with a circular cross-section at floor level and the vertical diameter is possibly twice the height measurement because half the ellipsoid could be below the ground, as is found in many similar situations.

Length of bifurcation lines		
West	cms	B1/B2
B1	56.0	1.5
B2	38.0	2.2
B3	17.5	3.1
B4	5.6	2.8
B5	2.0	1.6
B6	1.3	2.5
B7	0.5	
Average Geometric Ratio		2.3
Average Deviation		0.5
% Accuracy		23.26%

Table 7. Lengths of Successive Bifurcations

Table 7 shows the progression of the western most set of bifurcations as it progresses towards the final wall. As is apparent, after about seven bifurcations the dimensions become too small for accurate measurements. Although the accuracy of each individual measurement is not very high, the overall effect for the total measurable bifurcations is an average geometric ratio of 2.3, which is half the value of the Feigenbaum constant, 4.6692. The universal Feigenbaum constant is associated with classical chaos theory and its associated bifurcations, suggesting that mind science is connected to the structure of the universe, as demonstrated in this and many other published papers.

Terminating Spiral	
Distance of Wall from Centre of Spiral	1.55 m
Ratio of Wall to Spiral Diameter	1.49

Table 8. Location of Bifurcation Wall

As is apparent in Table 8, the ratio of the distance of the bifurcation wall from the centre of the terminating spiral to the diameter of that spiral is 1.49. This is another example of the 1.5 ratio.

Terminating Spiral	m
Radius of Base of Vortex	0.52
Distance between Type 5 portals	0.74
Angle subtended by N & W portals	90.05°

Table 9. Proof of North – West orientation of 5-D portals

It is also apparent from Table 9 that the angle subtended between the centre of the terminating spiral and the East and the West portals is 90.05° by a trigonometrical calculation using the Law of Cosines. Additional measurements for the second and third bifurcations give the angles 97° and 96°. This confirms the 90° East West orientation of the Type 5 portals which are the starting points for bifurcation.

The three component lines to the psi line are all Type 4 subtle energy giving a mauve Mager colour. The bifurcating lines are Type 1 and are perceived as white. The spirals, terminating the main psi line, as well as the spirals at each bifurcation point, are Type 3 green. The terminating wall comprises Types 1, 3, and 5 subtle energies, but there is no associated Mager colour.

Appendix 3

Complimentary tree of life details

Using the numbering in Figure 29a, Table 10 shows the transformation between the seven chakras and the Tree of Life circles, which more accurately, have a spiral and vortex structure

For any person, living animal, or plant, an easy method of producing a specific Tree of Life by dowsing, is to start by detecting the location of the base circle, 10. As will eventually be discovered, the person whose Tree of Life is being plotted is standing between circles 1 and 6, and facing circle 1 in Figure 29a. The first observation is

that circle 10 (like all the other circles) dowses as a spiral. Standing at the centre of each spiral one can pick up the interconnecting lines, and follow them to the adjacent spiral. The horizontal size of the Tree of Life is about twice the height of the associated person.

Chakra	Tree of Life Vortex Number(s)
Crown	1
Brow	3, 2
Throat	5, 4
Heart	6
Solar Plexus	8, 7
Sacral	9
Base	10

Table 10. The Relationship between Chakras and the Tree of Life

The only difference between the tree of life pattern between a person and a plant is the aspect of symmetry in which the person needs to be facing spiral number one. To plot the tree of life of a plant the author starts by approaching the plant from any direction, starting from a distance at least four times that of the height of the plant until detecting spiral number 10. As the plant is symmetrical, it is possible to choose this arbitrary centre for spiral 10, and then the coordinates are automatically transformed to give the standard tree of life pattern. This and the following paragraph may be relevant to understanding the 5th dimensional response.

Of particular note is the *Chokmah*, on the top right spiral numbered 2 in Figure 29a. This is produced by the Brow chakra and the mind. Interestingly, Kabbalah associates it with wisdom.

The Tree of Life has interesting properties, one of which is the apparent ability to transfer moods/thought between people. A simple demonstration, involving two people, is to create a Tree of Life for person A. By measuring his or her resistance to downward pressure, establish the normal strength of an outstretched arm of person B. Person B then stands on spiral 2, (*Chokmah*) of person A's Tree of Life. If person A has a strong negative thought, such as a bereavement, bad health, financial stress, etc., it seems to affect adversely person B, both mentally and physically, as muscle testing now shows weakness and little resistance.

References to the Author's Relevant Published Research

(Full Papers at www.jeffreykeen.co.uk)

1. *Two Body Interaction Parts 1&2*, [December 2002] Vols. 39 & 40 Nos 278 & 279
Dowsing Today - The Journal of the British Society of Dowsters
2. *Auras Revisited - Parts 1-3*, December 2003-March 2005, Vols. 40 No 282-287 Dowsing Today
3. *The Anatomy of Conical Helices, Consciousness, and Universal Constants - Parts 1, 2 & 3* February –June 2007,
Vol. 47 Nos. 1, 2 & 3 The American Dowser
4. *Angkor Wat, Consciousness, and Universal Constants - Part 2*, December 2007, Vol. 41 No. 298
Dowsing Today - The Journal of the British Society of Dowsters
5. *The Tree of Life and Universal Constants* ASD Digest : Winter 2008-09, Vol.49 Issue No. 1
6. *From Banks and Ditches to Dowsing 2-dimensional Geometry*, Spring 2009 Network Review No 99
7. *A Standard "Yardstick" and Protocol for Dowsing Research Measurements*; October 2009 e-paper online at
<http://vixra.org/abs/0910.0037>
8. *Hindu and Buddhist Temples - Creating Peace and Tranquillity*, November 2009 Vol. 42 No. 305,
Dowsing Today - The Journal of the British Society of Dowsters
9. *The Causes of Variations When Making Dowsable Measurements; Part 1 - Introduction and Personal Factors*, 28
November 2009 e-paper online at <http://vixra.org/abs/0911.0062>
10. *The Causes of Variations When Making Dowsable Measurements; Part 4- The Effects of Geometric Alignments and
Subtle Energies*, 7 January 2010 e-paper online at <http://vixra.org/abs/1001.0004>
11. *The Causes of Variations When Making Dowsable Measurements; Part 5- Communicating Information
Instantaneously across the Solar System*, 7 January 2010 e-paper online at <http://vixra.org/abs/1001.0012>
12. *Using Noetics to Determine the Geometric Limits of 3-Body Alignments that Produce Subtle Energies*, 10
January 2010, e-paper online at <http://vixra.org/abs/1005.0018>
13. *Dowsing Faster than Light*, April 2010, Vol. 42 No. 306– Dowsing Today - The Journal of the British Society of
Dowsters
14. *The Auras of Abstract Geometry, their Interaction with Space-time, and their Effects on the Mind's Perception*;
28 February 2011 e-paper online at <http://vixra.org/abs/1102.0055>
15. *2-Body Interaction with Space-Time and the Effects on the Mind's Perception*, 18 Jul 2011, 6 Mar 2011,
Published as an e-print in [viXra:1103.0017](http://vixra.org/abs/1103.0017)
16. *The Positive Feedback of Tetrahedral Geometry with Space-Time and Its Effects on the Mind's Perception*, 10
March 2011, Published as an e-print in [viXra:1103.0029](http://vixra.org/abs/1103.0029)
17. *Dowsing Geometry and the Structure of the Universe- v2 - A Database of Patterns Analogous to X-ray
Crystallography*; e-paper online at <http://vixra.org/abs/0909.0008>
18. *The Mind, the Macro Properties of Psi-lines, and the Structure of the Universe*. NeuroQuantology; 2012 10(3): 403-
415. February 2012; <http://vixra.org/abs/1202.0068>
19. *Psi-Lines, Chaos, Spirals, Magnetism, and Entanglement*. NeuroQuantology 2012 10(3): 416-427. Also
published as an e-print in <http://vixra.org/abs/1204.0093>
20. *Psi-Lines, Standing Waves, Nodes, and their Affect on Perceived Measurements*; 25 January 2013;
Published as an e-print in <http://vixra.org/abs/1301.0154>
21. *2-Body Interaction, Bifurcation, Chaos, Entanglement, and the Mind's Perception* 24 October
2013, <http://vixra.org/abs/1310.0209>
22. *Categorising Different Types of Dowsable Energy*, 31 March 2014, <http://vixra.org/abs/1403.0974>

© 2014 by Jeffrey S Keen

All rights reserved. No part of this article may be reproduced, stored in a retrieval system, or transmitted or translated in machine language in any form or by any means, electronic, mechanical, photocopying, recording, or otherwise, without the prior written permission of the author. The moral right of Jeffrey S Keen to be identified as author of this work has been asserted in accordance with the copyright, design, and patents act 1988