

59. The solution to the EPR Paradox using Subtle Energies, and Conscious Intent

by

Jeffrey S. Keen

BSc Hons ARCS MInstP CPhys

www.jeffreykeen.co.uk

Abstract

This Paper sets out below my overall strategy for solving the EPR paradox.

I have spent over 30 years researching entanglement, EPR and subtle energies with the intention of solving the EPR paradox, but from a different starting point to the current understanding of quantum physics by the scientific establishment. I have received confirmation from several independent reputable sources that my measurements are correct to a 90%+ accuracy.

Key Words

EPR Paradox, Consciousness, Intent, Structure of the Universe, Subtle Energies, Psi-Lines, quantum entanglement, macro entanglement, auras.

What is the EPR paradox?

In 1935, Einstein and 2 colleagues stated that “Quantum mechanics is not a complete theory” as it could not explain:

1. action at a distance (see 1 below)
2. the instantaneous communication between two bodies separated by vast distances (see point 2 below).
3. why the act of observation may change the outcome of experiments (see 3 below).

My current position in solving the EPR Paradox.

1. Action at a Distance (Entanglement)

My findings, supported mathematically and graphically, point to a solution of *instantaneous* communication of information and action over vast distances via subtle energy Psi-lines. Initially, using macro-entanglement of physical objects (as opposed to quantum entanglement involving elementary particles), I have proved with better than 90% certainty

that entanglement of almost **any** physical body, with a common source, which has been cut in half and then separated, can communicate information from one half of the physical body with the remote other half.

- a. Some of my experiments were undertaken in 2008 when I was with about 10 members of the British Dowsing Research Group who unanimously agreed my results. See Tables 1 and 2 below.
- b. I have been corresponding with a German scientific academic, Dr Prof Friedrich Balck, who understands my concepts. Since December 2022, when I sent him an email of my latest work, Dr Prof Balck and his team have undertaken further experiments, based on my work. Their results have confirmed mine, describing our joint results as “momentous”. See the section below headed “Confirmation of my Findings”.
- c. My measurements are not only based on auras, but primarily on the universal cosmic effects on subtle energies which distort geometry. I have demonstrated this by using a simple dot (this being the simplest zero-dimensional geometry) which produces a subtle energy beam ending in a vortex with the line having length **L**. This beam is created by consciousness and intent, and it always flows towards the observer’s eye. I have termed this the “**L** technique”. See Fig 1 below.

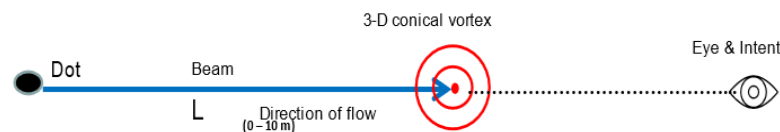


Fig 1: Measurement Yardstick L

- It is important to use this technique in order to measure global subtle energies, in an attempt to eliminate errors and improve knowledge of cause and effect, as the dot reacts to all the other events happening in the cosmos at the time of the measurement.
- I measure all the subtle energy which is affecting the dot’s geometry. This may include the earth spinning on its axis, the earth orbiting the sun, the moon orbiting the earth, and the gravitational effects of Jupiter. See Fig 2 below.
- By using **L**, aura measurements, and graphs, I have accomplished consistent accuracy. I am very confident that the results I now have achieved are correct and other researchers are undertaking experiments in the wrong place.

	8/3/08 12:30:00 metres	8/3/08 16:00:00 metres	8/3/08 21:00:00 metres	9/3/08 09:30:00 metres	9/3/08 13:00:00 metres	9/3/08 15:00:00 metres	
DRG Member a	3.95	4.37	3.10	3.95	3.65	3.55	
DRG Member b	3.75		2.11	3.80	3.16	4.30	
DRG Member c	3.10	2.60		2.32	3.80	3.05	
DRG Member d	3.98		2.35	3.87	3.73		
DRG Member e	2.50	3.60	3.40	3.83	3.45	3.40	
DRG Member f	4.60	4.95	4.75	4.55	4.50	4.72	
DRG Member g	3.80	3.67	3.30	2.90		3.00	
DRG Member h	3.87	3.40	3.50	3.86	3.88		
DRG Member i	3.86	3.93	3.49	3.87	3.61	3.76	
DRG Member j	3.50	3.80	4.30		3.85	4.40	
DRG Member k	3.80	3.90			3.80	3.60	
DRG Member l	2.60	2.60	2.50	2.90	2.65	2.60	
DRG Member m		4.10	3.70	4.40		4.30	
Average	3.61	3.72	3.24	3.79	3.58	3.78	3.62
Std Deviation	0.46	0.50	0.63	0.32	0.36	0.50	0.46
%	12.64%	13.34%	19.55%	8.56%	10.12%	13.22%	12.76%
Maximum Value	4.60	4.95	4.75	4.55	4.50	4.72	4.68
Minimum Value	2.50	2.60	2.11	2.90	2.65	2.60	2.56
Max:Min Ratio	1.84	1.90	2.25	1.57	1.70	1.82	1.85

Table 1 DRG initial variation in the measurement of L

	14/6/08 11:30:00 metres	14/6/08 16:00:00 metres	14/6/08 22:30:00 metres	15/6/08 09:30:00 metres	15/6/08 12:30:00 metres	
Average	5.46	5.38	5.49	5.48	5.21	5.40
Std Deviation	0.43	0.42	0.36	0.40	0.37	0.39
%	7.86%	7.79%	6.58%	7.22%	7.01%	7.29%
Maximum Value	5.98	6.16	6.32	6.01	6.00	6.09
Minimum Value	3.90	4.05	4.70	4.20	4.30	4.23
Max:Min Ratio	1.53	1.52	1.34	1.43	1.40	1.45

Table 2 DRG subsequent variation in the measurement of L

- Some readers will be sceptical of these claims about **L** and require proof. In March 2008, I introduced 13 cynical UK Dowsing Research Group members to this technique. Without any practice, they individually dowsed the dot and measured **L** without any difficulty. This was repeated on 6 occasions over 2 days. A summary of the results of the personal variations and group statistics appears in Table 1 above and shows a 13% variance.
 - Repeating the group experiment 3 months' later produced an interesting improvement in members of the group's performance. See Table 2. As shown in Table 2 above, the standard deviation had improved from a group variance of 13% to 7%. Practice makes perfect! It took me about 3 years to reach an accuracy to 2 mm. These results give confidence in the protocol when using this technique.
- d. When considering the effect of entanglement between 2 common objects A and B, I can summarise my findings.

My and Dr Prof Balck's experiments have demonstrated we can achieve entanglement by transferring weight, pressure, electricity, static electricity via condensers, magnetism, light, and heat. Prof Balck and his team have extended this line of research in various ways including taking a person's blood sample, who has then travelled 140km away, and they have even identified the Psi-line direction of that person. I have used my mind to entangle one object cut in 2, which I then label

object A and object B, and achieve entanglement of A and B by just thinking about varying the weight, pressure etc. on A, even though visibly there was no visible pressure on A.¹

2. Instantaneous communication between bodies separated by vast distances.

Based on my very accurate results over many years, when measuring the effects of the conjunction of most of the planets with the earth, sun and moon (that always produce alignment beams, which are very similar to Psi-lines (see Fig. 2 below), I have proved that not only is it possible to communicate faster than light but *instantaneously*. Einstein seems to have shot himself in the foot, as he said it is impossible to go faster than the speed of light. However, this was correct for the physical world – not for the subtle energy world e.g. the success I achieved in measuring the Neptune conjunction, which I refer to as my disrupter graph! (See Fig. 3 below)

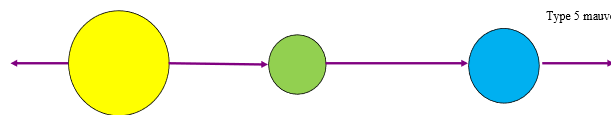


Fig 2: 3-Body Alignment Beam

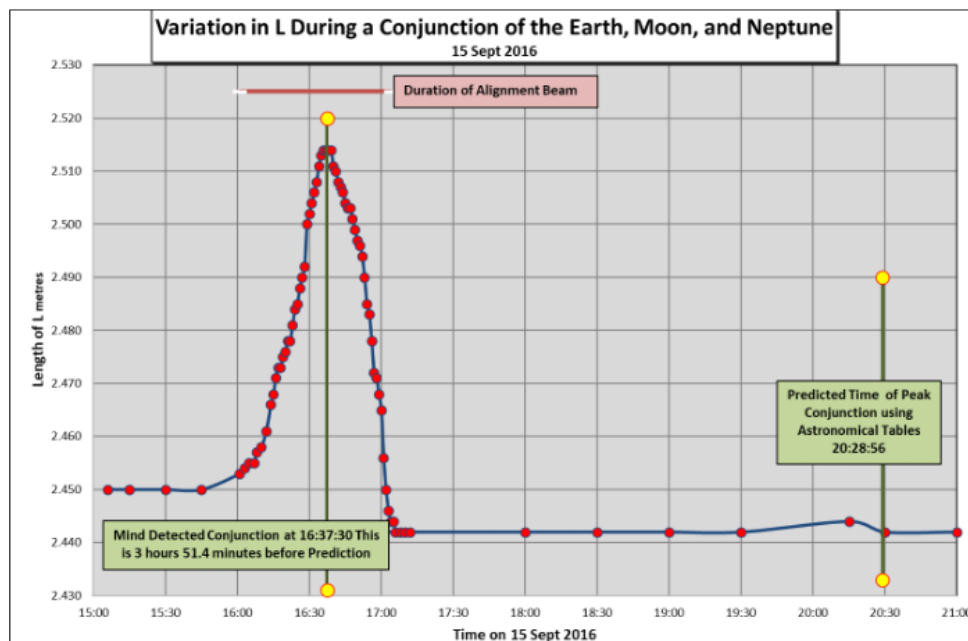


Fig 3. Neptune Conjunction

3. Why the act of observation may change the outcome of experiments.

When adopting Noetics to detect and then measure Subtle Energies, one does not perceive a physical entity, but is creating a model in the observer’s mind.² A good analogy is with sight. Sight is a model in the brain – not just an image on the retina, but

a perception in brain cells via the eyes' retina, colour separation, rods and cones, and stereo vision. The image seen by the eye is transferred via the optic nerve to a specific area of the brain.

Because of the nature of the noetic capture of data, the actual participation by the researcher, involving the mind, intent, and consciousness, can affect the results of experiments. However, each person feels or sees subtle energies using a different part of their nervous system, which is then sent to a different area of the brain from the optic image. The image in the brain from the eye and the image in the brain from the subtle energies are probably not the same image nor superimposed.

For example, if the researcher is not totally focused on the experiment or is disrupted by someone or something happening nearby affecting the researcher's concentration, it can jeopardise or affect the results achieved.

Thus, the involvement of the mind, intent, and consciousness explains, in principle, why the act of observation by the researcher can affect the results of experiments.

Structure of Entanglement Psi-lines

The Common Sources were 2 sheets of adjacent toilet paper (acknowledgements to Prof Balck)			
Separating distance between facing edge of the 2 sheets of paper		7.0 metres	
Property	JSK Measurements		
Natural Forces being Entangled	Weight/Pressure	Heat	Light
Values of natural forces entangled	869 gms 9.4 cm X 9.4 cm	42 ⁰ C	Paper A-bright daylight Paper B-dark light
AURAS			
Aura of sheets A and B when entangled but no communication of forces	A 1.2 cms ±1 mm	B 1.2 cms ±1 mm	B 1.2 cms ±1 mm
Variable Auras of sheets A and B when entangled and in communication, but only for above values of forces	A 3.3 cm B 3.4 cm ±1 mm	A 2.6 cm B 2.5 cm ±1 mm	A 2.1cm B 2.2cm ±1 mm
PSI_LINES			
Subtle Energy Psi-Lines are the method of producing entanglement	Yes	Yes	Yes
Length of Psi-line when entangled	7.0 metres	7.0 metres	7.0 metres
Length of Psi-line when communicating information	7.0 metres	7.0 metres	7.0 metres
Cross- section shape e.g.(square, round, oval) See Figure 1	Tubular comprising 9 lines. See Figure 1	Tubular comprising 9 lines. See Figure 1	Tubular comprising 9 lines. See Figure 1
Diameter of psi-line tube	1.4 cms	1.4 cms	1.4 cms
Type of subtle energy lines (eg Type 8 as in Neptune Beam)	Type 8	Type 8	Type 8
Colour of lines	Violet	Violet	Violet
Flow direction of information	From A to B	From A to B	From A to B
VORTICES			
Vortex at each end	Yes	Yes	Yes
Colour of vortex	Green	Green	Green
Number of vortex turns	9	9	9
Energy Type of Vortex	Type 3	Type 3	Type 3
NODES			
Position of nodes from sheet A metres ±10 cms	2.3 4.6 6.9	2.3 4.6 6.9	2.3 4.6 6.9
Number of nodes	3	3	3
Colour of nodes	Yellow	Yellow	Yellow
Shape of nodes	Spherical	Spherical	Spherical
Diameter of nodes	4.25 mm ±1 mm	4.25 mm ±1 mm	4.25 mm ±1 mm
Type of subtle energy nodes (eg Type 9 as in Neptune psi-line-Yellow)	Type 9	Type 9	Type 9
Time measurement s started	11:00		
Time measurements finished	12:00		
Time taken to complete measurements	01:00 hour		
Estimated time for University to agree to use of their equipment + time for set up and analysing results to all 3 parties' satisfaction			
RESEARCHER INVOLVED			
Jeffrey S Keen B.Sc (Hons), ARCS, M Inst P, C Phys (Imperial College, London) Researching subtle energies since 1985			

Table 3. Structure of Macro-Entanglement Psi-lines. Perceived by different Researchers for different Forces

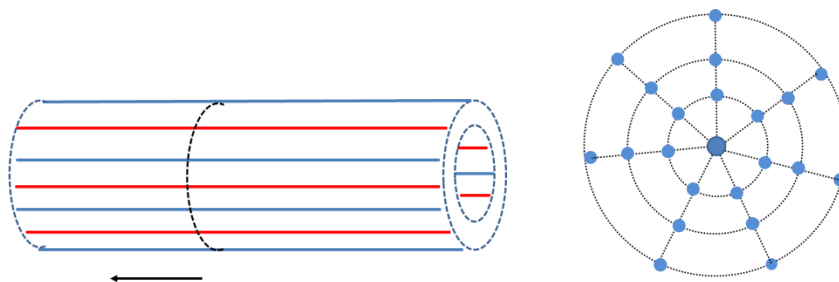


Fig 4. Approximate example of side view and cross-section of the internal structure of an entangled psi-line

Property			
Natural Forces being Entangled	Weight/Pressure	Light	Light
Values of natural forces entangled	796 gms concrete on A + sunlight	Paper A shadowed, Paper B sunlight	Paper A shadowed, Paper B shadowed
AURAS			
Aura of sheets A and B when entangled but no communication of forces	A 11±1 cms B 11 cms		
Variable Auras of sheets A and B when entangled and in communication, but only for above values of forces	A 93 ±2 cms B 87 ±2 cms	A 19 ±1 cms B 18 ±1 cms	A 15 ±1 cms B 14 ±1cms
PSI_LINES			
Subtle Energy Psi-Lines are the method of producing entanglement	Yes	Yes	Yes
Length of Psi-line when entangled	13.8 metres	13.8 metres	7.0 metres
NODES			
Position of nodes from sheet A metres ±10 cms	1.35 8.1 10.75	1.35 8.1 10.75	1.07 3.62 5.82
Number of nodes	3	3	3
Time measurement started	11:15		
Time measurements finished	12:15		
Time taken to complete measurements	1 hour		
RESEARCHER INVOLVED	Friedrich H. Balck, www.biosensor-physik.de	GE	DB
YEARS EXPERIENCED IN SUBTLE ENERGIES	18 years	20 years	about 2 years

Table 4. Structure of Macro-Entanglement Psi-lines. Perceived by German Researchers for different Forces

It can be seen that Tables 3 and 4 above provide confirmatory evidence that Psi-lines enable entanglement. Any discrepancies between Researchers can be explained in the paragraph below headed “Accuracy in General of Noetic Measurements”.

Dis-Entanglement

It is well known that Psi-lines can easily be created, moved, detected, and destroyed. I have successfully used my mind to interfere with macro-entanglement by moving one end of the Psi-line at object B, which has instantly stopped entanglement. Moving the Psi-line back to its original position, restores full entanglement. This is also true when deleting and restoring a Psi-line. (This could be a critical technique if endeavouring to demonstrate that *quantum* entanglement has similar physics to macro-entanglement, as has already been proved for the subtle energy world.)

Accuracy in General of Noetic Measurements

When using Noetics to “perceive” the same phenomenon as being viewed by normal sight, the two images (the noetic image, which can come from different parts of the nervous system, and the optic nerve image) are subconsciously placed in slightly different locations in the brain. The two are not always synchronised, especially if the observer can neither see nor touch the Subtle Energy being investigated. Therefore, there are differences how each person’s brain superimposes its Noetic model onto its sight model. Everyone’s measurements are not absolute, but consistent. This is an additional explanation of the variances in Tables 1 and 2 above.

To restate my findings, we have achieved greater than 90% certainty of action at a distance for macro-entanglement (bodies that can be physically observed, and natural forces, such as heat, light and electricity).

Confirmation of my findings:

Dr Prof Balck states:

“Having received a copy of Jeffrey Keen’s EPR findings in December 2022, I shared them with my professorial colleagues. The “spark” was this email of December 18, 2022. Our first experiments started on 10.1.2023. We have been convinced by Keen’s research findings and can confirm their truth and accuracy. His research has incentivized us to adopt and develop this further into several other natural forces that can be remotely entangled. With this knowledge almost everything can be macro-entangled.”

Future Research:

Endeavouring to overcome the understandable resistance to the resultant paradigm shift we have created is probably comparable to Copernicus in the 14th century, persuading people that the sun is **not** going around the earth, but the other way round!

Most researchers want instant results, but it has taken me many years to train my brain to detect and measure subtle energies. This is analogous to any other skill, such as playing the piano. It takes years to learn and improve. For some people, the brain can learn quicker than others to recognise Subtle Energy.

I am, therefore, seeking further independent confirmation of my solution to the EPR paradox from university qualified individuals (having practical Subtle Energies’ experience). Ultimately it is essential for a highly respected university to work with me and Dr Prof Balck’s team in solving the full **quantum** EPR paradox, along the following lines:

1. To develop my findings further of the overarching missing mathematical parts of quantum theory and the subtle energy contribution.
2. Quantum entanglement equipment made available by a well-accepted university is required for the simple test referred to in 3 below
3. As previously mentioned in relation to macro-entanglement, it is well known that the mind can easily create, move, change, or destroy Psi-lines. This fact leads to a simple test for my solution of the EPR quantum paradox, as to whether it is possible to interfere with the entanglement of 2 quantum particles, such as their spin, or whether entanglement can be deleted totally or reinstated by moving the end of the Psi-line to its original position. The results of this test should confirm if *macro-entanglement* has similar physics to *quantum* entanglement.
4. By using the mind and utilising the university’s relevant equipment, it should be possible to detect the existence of Psi-lines between 2 *quantum* entangled particles e.g. 2 separated electrons from the same atom.

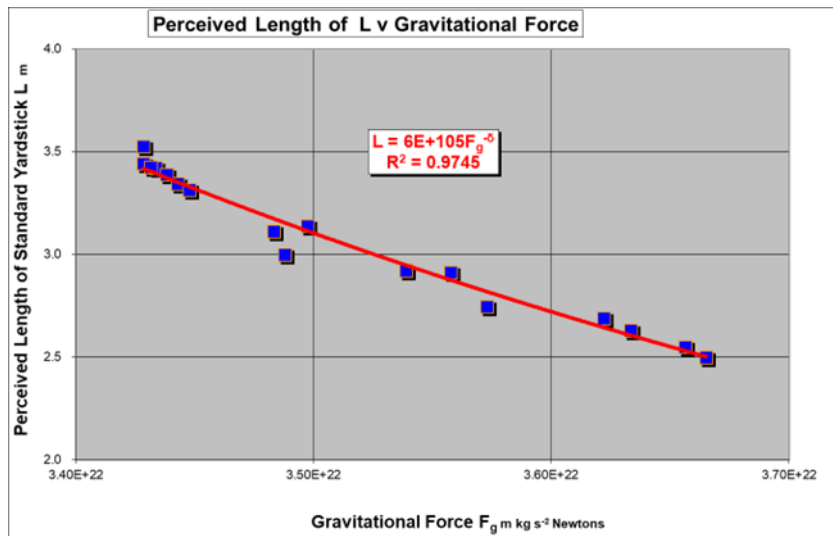


Fig 5: The interaction between Subtle Energy and Gravity as the Earth orbits the Sun

Postulations

The universe conceptually consists of three happily interacting worlds.

1. The apparent “real world”
2. The “Subtle Energy world” where:
 - High gravity reduces Subtle Energy and low gravity increases Subtle Energy. See Fig. 5.
 - Physical bodies, such as a circular coin, transforms to a 7-turn vortex.
 - An abstract circle drawn on paper, or drawn in sand, will have a 9-turn spiral.
 - 9 Types of Subtle Energy³, some pass-through matter easily even through the Earth.
 - Some Psi-lines are short, and some are infinite.³ Some provide instant communication, whilst others are as slow as walking speed.

3. The quantum world

Worlds 1 and 2 interact via consciousness, intent, and geometry. Worlds 1 and 3 may interact such as through Speech. We would like to prove worlds 2 and 3 interact similarly to worlds 1 and 2.

The speed of transferring sodium ions and potassium ions around the human nervous system is about 7 metres per second, which is much slower when compared to the speed of electricity passing through copper wires.

The distance from the brain to the larynx is approximately 35cm which means that it takes 0.02 seconds for the brain to communicate with the larynx. Does this imply a quantum effect which speeds up communication? Because the brain (1) perceives the concept of

what is to be said, (2) goes to its database of words, (3) selects the required words and (4) transmits these to the larynx into instantaneous speech.

Author's reference

My website: <https://www.jeffreykeen.co.uk/published-scientific-papers>

My Book: The Mind's Interaction with the Laws of Physics and the Cosmos
<https://www.jeffreykeen.co.uk/published-book>

My YouTube and Website Videos:

<https://www.jeffreykeen.co.uk/video>

Author's References to published papers:

1. **55. [Entanglement of Large Sized Objects – Part 2](#)**
22 August 2017
Published as an e-print in [viXra:1708.0261](https://arxiv.org/abs/1708.0261)
2. **20. [A Model of Consciousness](#)**
May 2009
© Vol. 65 No 4, World Futures: Taylor & Francis - The Journal of General Evolution
3. **49. [Categorising Different Types of Noetically Perceived Fields - v2](#)**
October 2014
The Journal of the World Institute for Scientific Exploration, Vol. 3 No. 2 31. March 2014.
Published as an e-print in <http://vixra.org/abs/1403.0974>

© 2023 by Jeffrey S Keen All rights reserved. No part of this article may be reproduced, stored in a retrieval system, or transmitted or translated in machine language in any form or by any means, electronic, mechanical, photocopying, recording, or otherwise, without the prior written permission of the author. The moral right of Jeffrey S Keen to be identified as author of this work has been asserted in accordance with the copyright, design, and patents act 1988