

## Light Commercial & Commercial, Residential VRF

AIRSTAGE™ VRF systems can be designed to create an air conditioning solution to suit most buildings requirements.

AIRSTAGE™ VRF systems can be designed to effectively provide an air conditioning solution from a large domestic residence through to a large scale commercial building.

V-002 AIRSTAGE™ J Series Overview  
V-004 AIRSTAGE™ V Series Overview  
V-006 VRF Outdoor Units Lineup  
V-008 Feature

### VRF Outdoor Units



AIRSTAGE™ J Series  
Heat Pump for Small Capacity Type

V-022 AIRSTAGE™ J-IVL  
V-028 AIRSTAGE™ J-IV  
V-032 AIRSTAGE™ J-IVS



AIRSTAGE™ V Series  
Heat Recovery Modular Type

V-036 AIRSTAGE™ VR-IV

Heat Pump Modular Type

V-046 AIRSTAGE™ V-III  
V-052 AIRSTAGE™ V-III Tropical

### VRF INDOOR UNITS

V-060 VRF Indoor Units Lineup  
V-062 VRF Indoor Units

# AIRSTAGE™

## VRF

Light Commercial &  
Commercial,  
Residential



FUJITSU GENERAL (Euro) GmbH participates in the ECP program for VRF. Check ongoing validity of certificate: [www.eurovent-certification.com](http://www.eurovent-certification.com)

FUJITSU GENERAL LIMITED



# AIRSTAGE™ J Series Overview

Fujitsu General provides air conditioning systems for a wide range of applications from small office buildings and hotels to large stores, houses.



## Maximum 18 HP Heat Pump AIRSTAGE™ J-IVL

J-IVL is an outdoor unit with a slim design offering a high degree of freedom of installation that is recommended for mid-size office buildings and hotels. Furthermore, you can connect up to 42\* indoor units with newly added 14/16/18 HP models. 14/16/18 HP models are also ideal for hospitals and educational facilities with many rooms.

\*: 18 HP model

### Slim Outdoor Unit

Although the new 14/16/18 HP models that can handle slightly larger capacity requirements, they have a slim depth of 480 mm. These models can be introduced and installed even in limited spaces.

### Small room application

Up to 30-42 indoor units can be connected by the optimum heat exchanger structure. Available to various small rooms.

### Top Class Low Operating Sound

Top class low operating sound is achieved. Highly suited for densely populated areas thanks to their low operating sound.

## Maximum 6 HP Heat Pump AIRSTAGE™ J-IV

J-IV allows the condenser to connect up to 13 indoor units. This model is suitable for small buildings that bring together small stores.

### High Energy Efficiency

Heat pump inverter control is used to achieve an efficient cooling or heating operation in any indoor unit combination.

### Flexible systems for small- and medium-size buildings air conditioning

Space saving design and long piping design allow flexible installations on the roofs or balconies of small and medium-size buildings. Multiple indoor units of various capacities and types can be connected.



## Maximum 6 HP Heat Pump, Compact Design AIRSTAGE™ J-IVS

J-IVS has a compact design with a height of 998 mm that does not obstruct visibility even when installed near waist-level windows. This model is also ideal for large houses, retail stores and other properties.

### Space saving and low sound level design

Economical individual air conditioning is achieved by ALL-DC technology, large capacity DC twin rotary compressor, and 3-row heat exchanger though the size is compact.

### Flexible systems for homes, shops, small-size buildings air conditioning

Due to compact size design and flexible piping design, J-IVS Series can be installed easily at a place where the installation space is limited such as homes, shops, and small offices. Multiple indoor units of various capacities and types can be connected.



8-12 HP models

14/16/18 HP models



# AIRSTAGE™ V Series Overview

AIRSTAGE™ V Series Systems can be designed to effectively provide an air conditioning solution from a large domestic residence through to a large scale commercial building.



Maximum **48 HP** Heat Recovery

**AIRSTAGE™ VR-IV**

Smart and cutting-edge design.  
Extensive lineup from 8 HP to 48 HP in 2 HP increment.  
Connectable indoor unit capacity ratio up to 150%

#### Simultaneous cooling and heating operation using 1 refrigerant system

Cooling and heating can be freely selected for each indoor unit to provide simultaneous cooling and heating in rooms with Different temperature requirements.

#### Annual cooling operation

Usage of annual cooling operation for the rooms and other spaces that require constant temperature control throughout the year.

#### Handles changes in the temperature difference

The operation mode can be freely changed when there are large temperature differences during the day, such as between seasons.

Maximum **54 HP** Heat Pump

**AIRSTAGE™ V-III**

Smart and cutting-edge design.  
Extensive lineup from 8 HP to 54 HP in 2 HP increment.  
Connectable indoor unit capacity ratio up to 150%

#### Excellent energy saving


Heat pump inverter type achieves high energy savings for individual cooling or heating operation by all inverter technology for seasonal efficiency.

#### High design flexibility for various building air conditioning

High design flexibly meets the various needs of high-rise building air conditioning such as outdoor unit roof top concentrated installation and each floor installation by large capacity combination, sufficient connection capacity, and high static pressure design.

#### Easy installation and maintenance

The flexible communication method and piping connections make installation and maintenance easy even for large systems.



outdoor temperature  
Up to 52°C  
at Cooling

Maximum **54 HP** Heat Pump

**AIRSTAGE™ V-III**

Fujitsu General tropical VRF is designed for tropical weather. Extensive lineup from 8 HP to 54 HP in 2 HP increment. Connectable indoor unit capacity ratio up to 130%

#### High ambient operation design

Possible to operate cooling up to 52°C outdoor temperature

#### Powerful cooling capacity design
































































































































Keeping high cooling power at even high ambient temperature

#### Anti-corrosion treatment design

All metallic and PCB components are protected against corrosion



VRF Outdoor Units Lineup

Capacity (kW) HP		12.1 4	14.0 5	15.1-15.5 6	22.4 8	28.0 10	33.5 12	40.0 14	45.0 16	50.0-50.4 18	55.9 20	61.5 22	67.0 24	73.5 26	78.5 28	85.0 30	90.0 32	95.0 34	100.5 36	107.0 38	112.0 40	118.5 42	123.5 44	130.0 46	135.0 48	140.0 50	145.0 52	150.0 54	
J-IVL Series																													
					AJY072 LELBH	AJY090 LELBH	AJY108 LELBH	AJY126 LELBH	AJY144 LELBH	AJY162 LELBH																			
J-IV Series																													
		AJY040 LBLBH, AJY040 LELBH	AJY045 LBLBH, AJY045 LELBH	AJY054 LBLBH, AJY054 LELBH																									
J-IVS Series																													
		AJY040 LCLBH	AJY045 LCLBH	AJY054 LCLBH																									
VR-IV Series	Space Saving																												
	Set Model				AJY072 GALBH	AJY090 GALBH	AJY108 GALBH	AJY126 GALBH	AJY144 GALBH	AJY162 GALBH	AJY180 GALBH	AJY198 GALBH	AJY216 GALBH	AJY234 GALBH	AJY252 GALBH	AJY270 GALBH	AJY288 GALBH	AJY306 GALBH	AJY324 GALBH	AJY342 GALBH	AJY360 GALBH	AJY378 GALBH	AJY396 GALBH	AJY414 GALBH	AJY432 GALBH				
	Energy Efficiency																												
	Set Model								AJY144 GALBHH		AJY198 GALBHH	AJY216 GALBHH	AJY234 GALBHH		AJY252 GALBHH	AJY270 GALBHH	AJY288 GALBHH	AJY306 GALBHH	AJY324 GALBHH	AJY342 GALBHH	AJY360 GALBHH	AJY378 GALBHH	AJY396 GALBHH						
V-III Series	Space Saving																												
	Set Model				AJY072 LALBH	AJY090 LALBH	AJY108 LALBH	AJY126 LALBH	AJY144 LALBH	AJY162 LALBH	AJY180 LALBH	AJY198 LALBH	AJY216 LALBH	AJY234 LALBH	AJY252 LALBH	AJY270 LALBH	AJY288 LALBH	AJY306 LALBH	AJY324 LALBH	AJY342 LALBH	AJY360 LALBH	AJY378 LALBH	AJY396 LALBH	AJY414 LALBH	AJY432 LALBH	AJY450 LALBH	AJY468 LALBH	AJY486 LALBH	
	Energy Efficiency																												
	Set Model								AJY144 LALBHH	AJY162 LALBHH	AJY180 LALBHH		AJY216 LALBHH	AJY234 LALBHH	AJY252 LALBHH	AJY270 LALBHH	AJY288 LALBHH	AJY306 LALBHH	AJY324 LALBHH	AJY342 LALBHH	AJY360 LALBHH	AJY378 LALBHH	AJY396 LALBHH	AJY414 LALBHH					
V-III Tropical Series	Space Saving																												
	Set Model				AJY072 LNLBH	AJY090 LNLBH	AJY108 LNLBH	AJY126 LNLBH	AJY144 LNLBH	AJY162 LNLBH	AJY180 LNLBH	AJY198 LNLBH	AJY216 LNLBH	AJY234 LNLBH	AJY252 LNLBH	AJY270 LNLBH	AJY288 LNLBH	AJY306 LNLBH	AJY324 LNLBH	AJY342 LNLBH	AJY360 LNLBH	AJY378 LNLBH	AJY396 LNLBH	AJY414 LNLBH	AJY432 LNLBH	AJY450 LNLBH	AJY468 LNLBH	AJY486 LNLBH	
	Energy Efficiency																												
	Set Model								AJY144 LNLBHH	AJY162 LNLBHH	AJY180 LNLBHH		AJY216 LNLBHH	AJY234 LNLBHH	AJY252 LNLBHH	AJY270 LNLBHH	AJY288 LNLBHH	AJY306 LNLBHH	AJY324 LNLBHH	AJY342 LNLBHH	AJY360 LNLBHH	AJY378 LNLBHH	AJY396 LNLBHH	AJY414 LNLBHH					



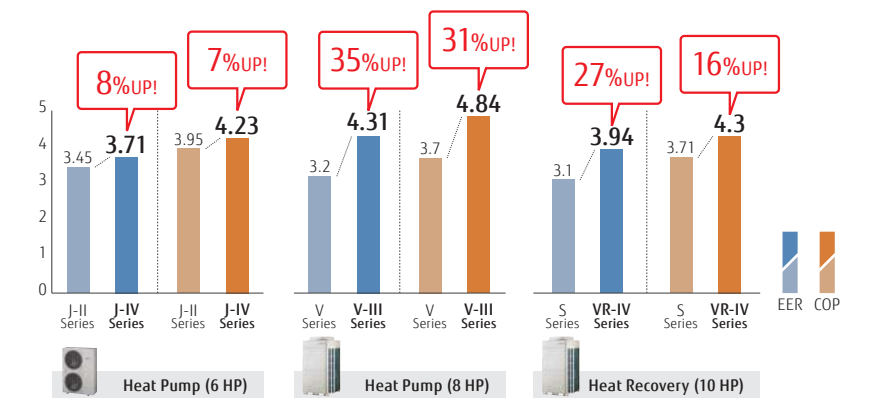
# Feature

## High Efficiency

Efficiency is improved significantly by using DC twin rotary compressor, inverter technology, and large heat exchanger



DC twin rotary compressor




\* These specifications are determined by ducted combination.




### High efficiency design with top class SEER/SCOP


All VRF Series including J-IVL Series have DC technology to achieve high efficiency operation. This enhances the durability and reliability of VRF Series.



J-IVL Series



J-IV Series




J-IVS Series




1 DC fan motor



3 DC inverter control



2 Large heat exchanger



4 Subcool heat exchanger



V Series



1 3 phase DC fan motor



3 Sine-wave DC inverter control



2 Large heat exchanger



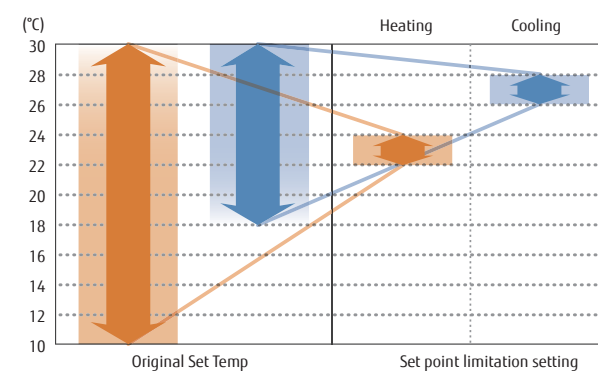
4 Subcool heat exchanger



## Operation Performance is Efficiently Controlled.

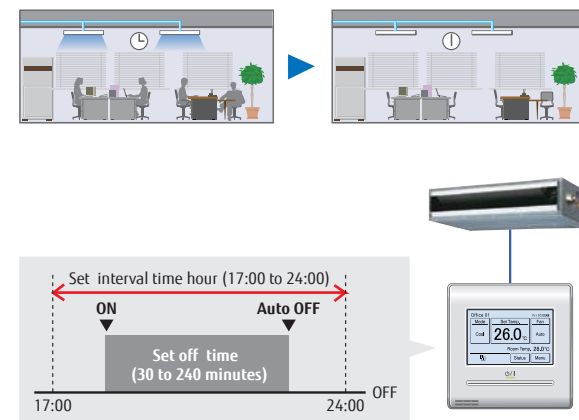
### Room temperature set point limitation

The minimum and maximum temperature ranges can be limited, which provides further energy saving while maintaining the comfort of the occupants.



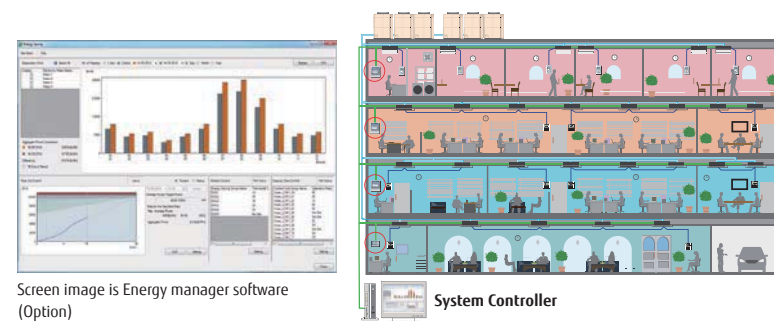
### Auto-off timer

New wired remote controller is equipped with an OFF timer function that automatically stops operation when a fixed time has elapsed from the start of operation. This prevents waste of energy. Furthermore a new wired remote controller can set up the interval of time in case operation stops.



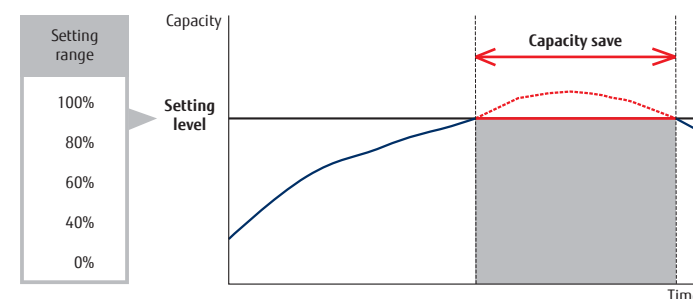
### Energy saving management

A variety energy saving operations can be set and managed depending on the season, weather, and time period. Excellent energy saving operation is performed by using System Controller.



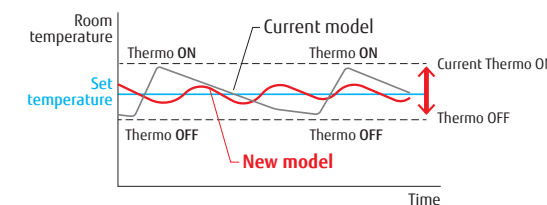
### Capacity save operation

Operation capacity can be set in 5 steps for rated capability. The power consumption at peak is cut down and the maximum load is suppressed.



### New intelligent refrigerant control

Fujitsu general proposes New outdoor unit which includes New refrigerant control. New refrigerant control can be operated with suitable control corresponding to heat load of the room and can offer a more comfortable space. New refrigerant control can also provide more energy savings.



#### Current refrigerant control

Thermostat-ON/OFF occurs frequently.  
→ The comfort is not good since room temperature often changes. Energy saving is not good since compressor is repeated starting and stopping frequently.

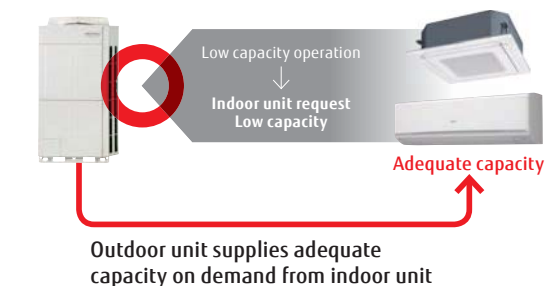
#### New refrigerant control

Room temperature keep target temperature since thermostat-ON/OFF occurs less than Current control. Energy saving is good since compressor continues operation for a longer time than Current control.

#### Current model



#### New model



\* The improvement by the control and the actual sine wave varies by the combination of the indoor unit and system operating condition.

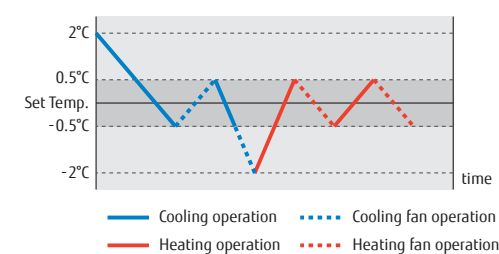


# More Comfort



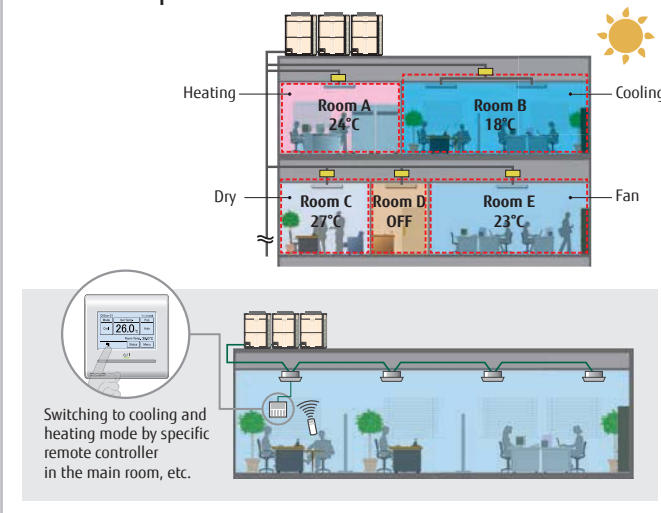
## Auto changeover function

In Auto setting, the cooling/heating mode is automatically switched according to the set temperature and room temperature.



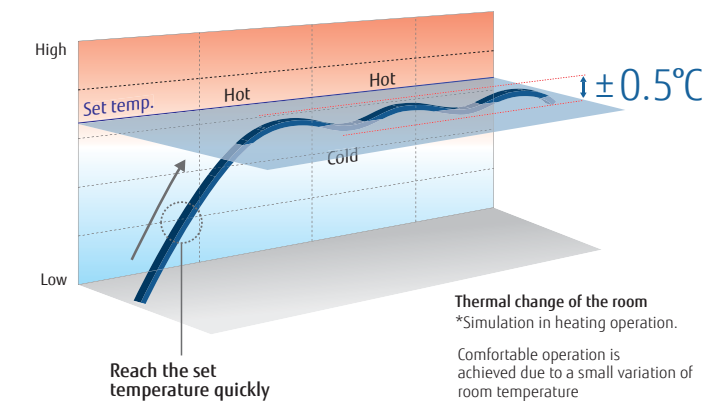
Auto changeover setting allows for the indoor unit to easily switch between cooling and heating regardless of the operation mode of other indoor units. This can be done via specific indoor unit with wired remote controller. This ensures comfortable operation all year round.

## Automatic cooling/heating operation for each room is possible



## Precision refrigerant flow control

Precise and smooth refrigerant flow control is achieved by using a DC Inverter control in conjunction with individual indoor unit electronic expansion valve control. This allows high precision comfortable temperature control of  $\pm 0.5^\circ\text{C}$ .

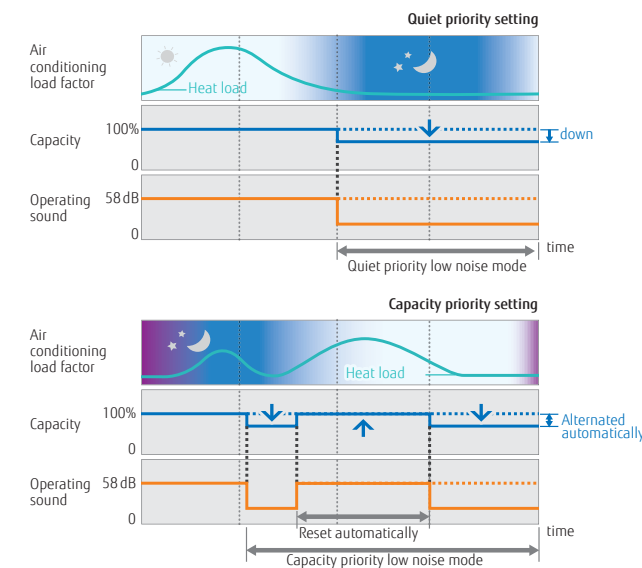


## Quiet operation



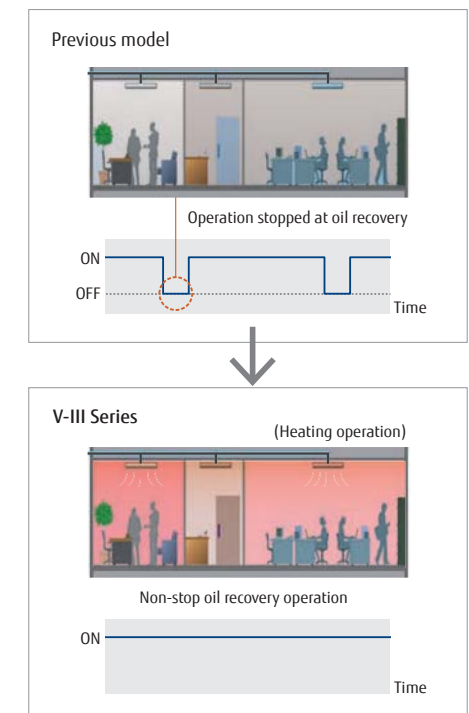
### Quiet operation

Two low noise modes can be selected automatically by quiet priority setting and capacity priority setting depending on the indoor environment and outside temperature load. This feature can be controlled via outdoor unit external input and/or system controller.



## Non-stop oil recovery operation

A comfortable room condition is maintained during oil recovery mode because the product continues to operate without stopping the cooling or heating operation.



## Low sound level design

Small capacity indoor units respond to the demands of several applications.

These models will be able to offer greater audibility comfort by operating at super low sound levels. Especially, Wall mounted (EEV external) type is 19dB(A) when low mode heating operation.

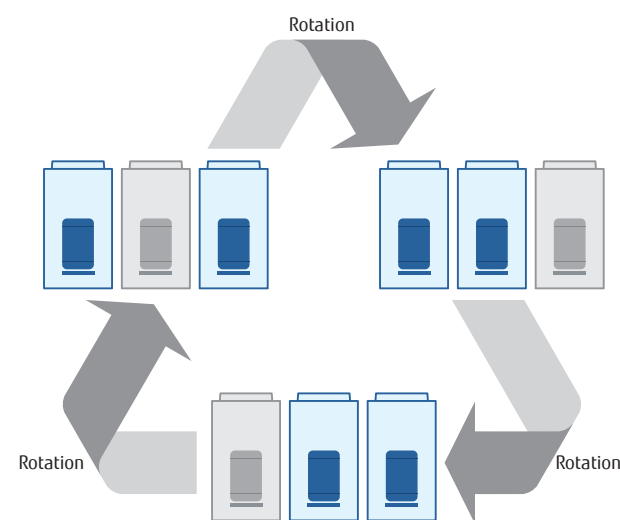




# High Reliability

## Outdoor unit rotational operation

The compressor starting order is rotated so that the running time is shared.

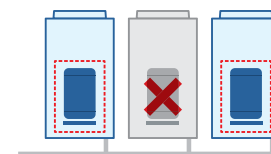


Note: Rotational operation is alternated by the start / stop timing of the compressor.

## Backup operation

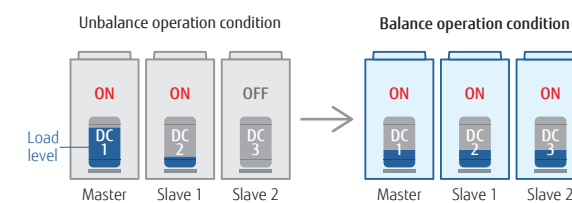
If one compressor fails, backup operation will be performed by the remaining compressors\*.

\*: Note: Backup operation may not be possible depending on the trouble state.



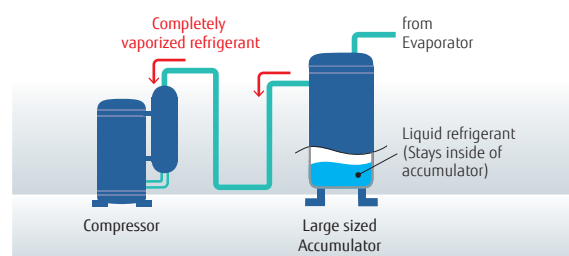
## Advanced refrigerant control

Innovative compressor control logic has been introduced in order to balance the refrigerant mass flow rate of each outdoor unit by controlling the inverter speed.




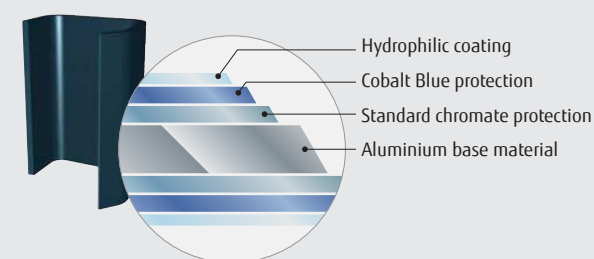
## Liquid flow back protection

By adopting a large sized accumulator, not completely vaporised refrigerant stays inside of the accumulator to ensure no liquid refrigerant is being fed into the compressor.



## Adoption of blue fin heat exchanger

Corrosion resistant of the heat exchanger has been improved by the introduction of blue fin treatment to the outdoor unit's heat exchanger.





# Design Flexibility

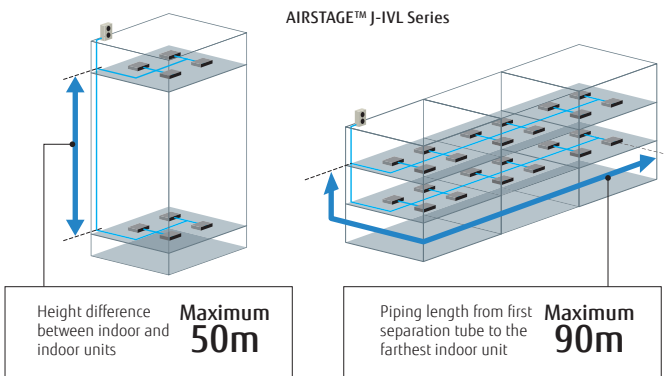
## Top class Compact design

Compact outdoor unit can be achieved at the top class in the industry by optimal airflow structure design. (Up to 18 HP)



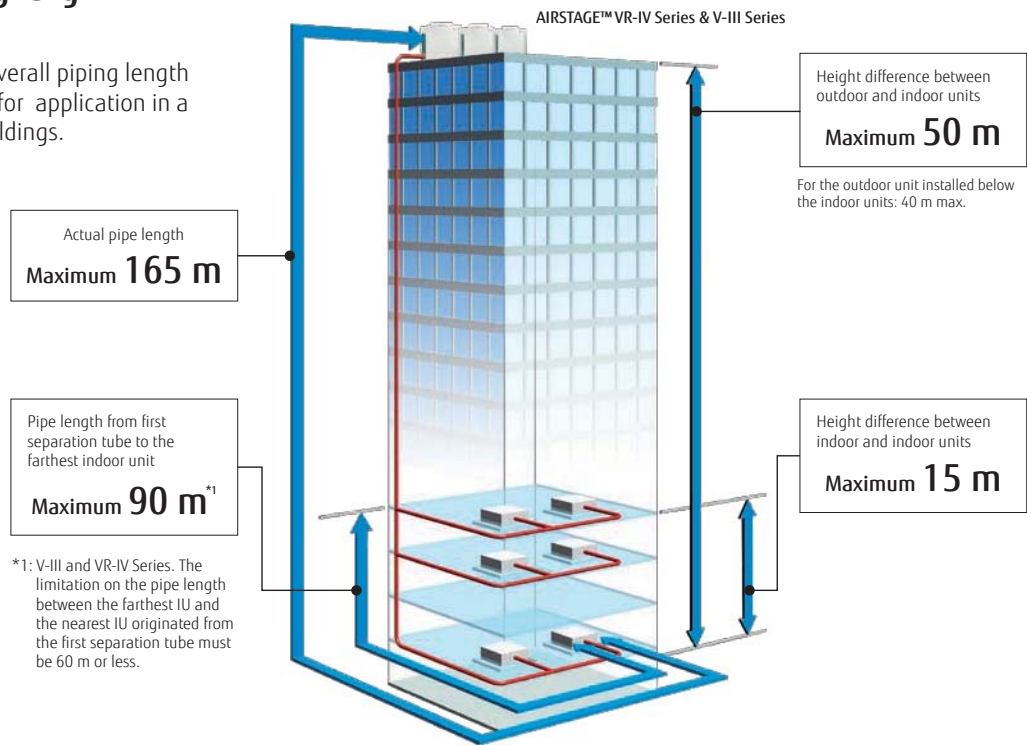
## Long piping design

Piping design suitable for long, narrow office buildings with a difference in height and low-rise shops with high distance (AIRSTAGE™ J-IVL Series)



## Overall piping length Max. 1,000 m

World's top class overall piping length of 1,000 m allows for application in a wide variety of buildings.



## High capacity connection

Series		Connectable indoor unit capacity range	Connectable indoor unit number
	AIRSTAGE™ J-IVL Series 14/16/18 HP Heat Pump type	50% to 150% <sup>*2</sup>	up to 42 <sup>*4</sup>
	AIRSTAGE™ J-IVL Series 8/10/12 HP Heat Pump type	50% to 150% <sup>*2</sup>	up to 30 <sup>*5</sup>
	AIRSTAGE™ J-IV Series Heat Pump type	50% to 150% <sup>*2</sup>	up to 14 <sup>*6</sup>
	AIRSTAGE™ J-IVS Series Heat Pump type	50% to 130% <sup>*2</sup>	up to 13
	AIRSTAGE™ VR-IV Series Heat Recovery Modular type	25% <sup>*7</sup> to 150% <sup>*2</sup>	up to 64
	AIRSTAGE™ V-III Series Heat Pump Modular type	50% to 150% <sup>*3</sup>	up to 64

<sup>\*2</sup>: Conditions of maximum connectable indoor unit capacity ratio is as the chart.

<sup>\*3</sup>: Max. capacities in the combinations including the 18 HP outdoor unit fall below 150%.

<sup>\*4</sup>: J-IVL Series 18 HP model only.

<sup>\*5</sup>: J-IVL Series 12 HP model only.

<sup>\*6</sup>: J-IV Series 6 HP model only.

<sup>\*7</sup>: For modular type, 25% to 49.9% operation in the entire system is available. (by one unit operation)

## Designed for low refrigerant charge

Optimal design of indoor unit and outdoor unit reduces the refrigerant volume and special support is not required even when installing in a small room of about 15 m<sup>2</sup>.



## Various optional parts

- Intake fresh air with our Fresh Air Intake kit
- Comfortable temperature control with a remote sensor
- Operation by linking up to ventilation equipment and air handling unit with the DX-Kit



## Low ambient operation

Refrigeration cycle technology allows cooling operation even at -15°C.

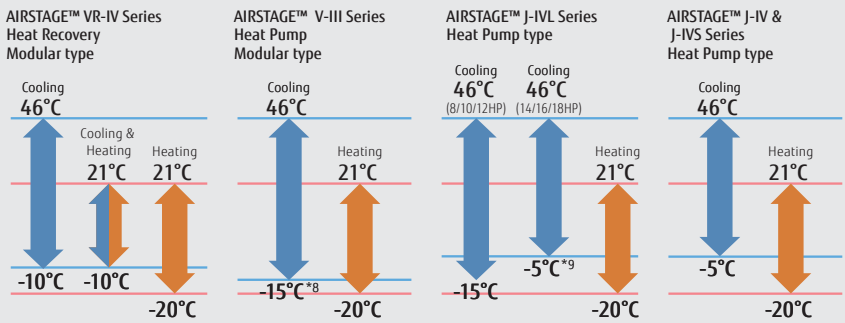


## Wide operating range

Installation in extreme temperature conditions is possible due to an increase in operating range.


<sup>\*8</sup>: Note: When a multiple outdoor unit connection is used, operating range is from -5°C to 46°C in cooling.

<sup>\*9</sup>: Only when all indoor units are 5.6 kW or more in the system, the operating range is -15°C to 46°C.

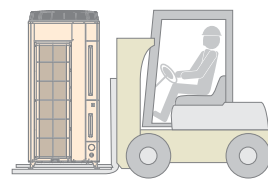


# Easy Installation


## Easily transported



**Easily craned using lifting belt hooks**  
Design of outdoor unit allows for lifting straps to be used



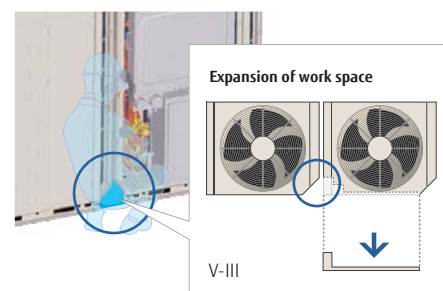
**Transporting by forklift**  
Transport with forklift is possible.



**Can be transported in a small lift**

## Easy access

By adopting a L-Shape front panel that can be removed, the work space for installation and service has been significantly expanded by this new design. For multiple installations, work is performed easily and efficiently even in a narrow space.



Reduced installation intervals by front access

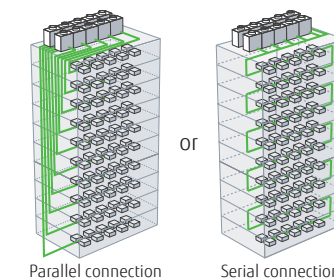
## Flexible piping connection

Piping and wiring are available to the front, left right and bottom.



## Simple wiring work

Installation of the wiring systems is made easier as the communication wiring can be installed continuously between the indoor, outdoor and RB units.

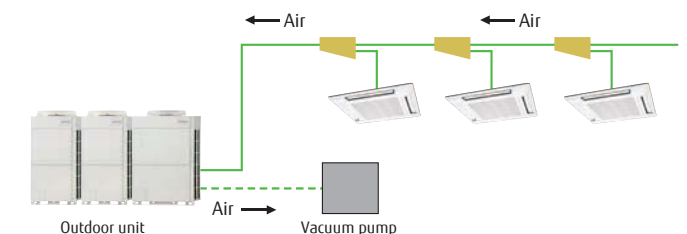


Up to maximum length  
**3,600 m**

Note: Serial connection can't use the automatic address setting in a multiple refrigerant system.

## Easy evacuation - using vacuum mode function

The vacuum mode function enables all expansion valves of indoor units to be fully opened, making it easy to evacuate all the air inside pipe lines and indoor units.




## Automatic address setting

The address of the indoor unit, RB unit and signal amplifier through the automatic function setting on the outdoor unit PCB.

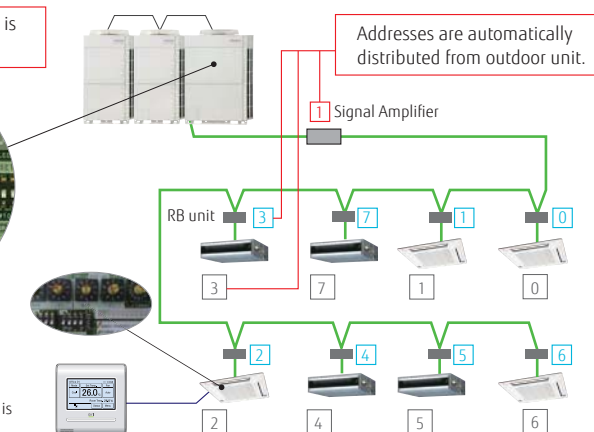
Automatic address setting is performed at outdoor unit

Addresses are automatically distributed from outdoor unit.



Press the push button of outdoor unit.

Manual address setting from indoor unit and remote controller is also possible.



## Easy commissioning by Service Tool

Service tools can be used to check the refrigerant temperature, pressure, and the operating status of the electronic expansion valve, making it easy to determine whether the units are connected properly.






# Easy Service & Maintenance

## Design for Easy Maintenance

7 segment LED is used to make it easy to check the details about the function setting status, refrigerant temperature, pressure, compressor operation time, and other factors for each model to make it easy to perform self-diagnostics.

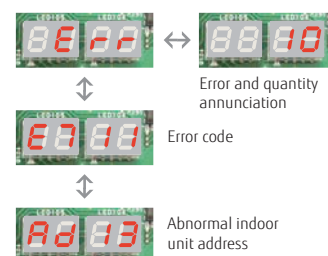


### Easy to read 7-segment LED :

Confirm detailed operational and error status without using any specific equipment.

### Error status can be checked easily by outdoor unit display


- Operation mode status
- Discharge temperature/Pressure status
- Compressor operation indication
- Address/type/number of outdoor unit



- Error status can be checked easily by outdoor unit display

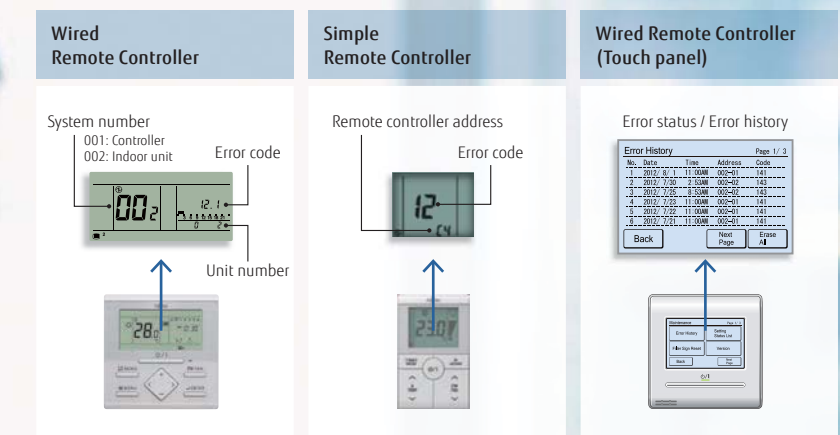
### Movable PCB panel

Easier for maintenance work behind the PCB



## Error status can be checked easily via the indoor unit wired controller

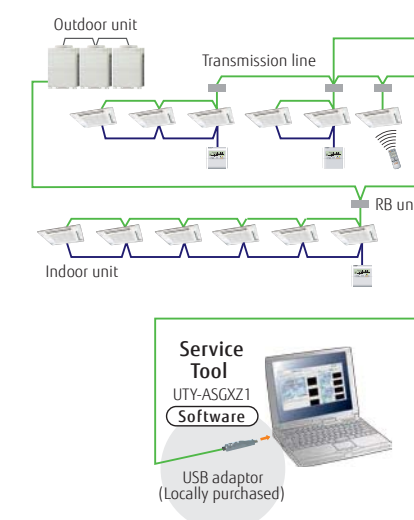
An error code is displayed on a liquid crystal screen.



## Error diagnosis by Service Tool

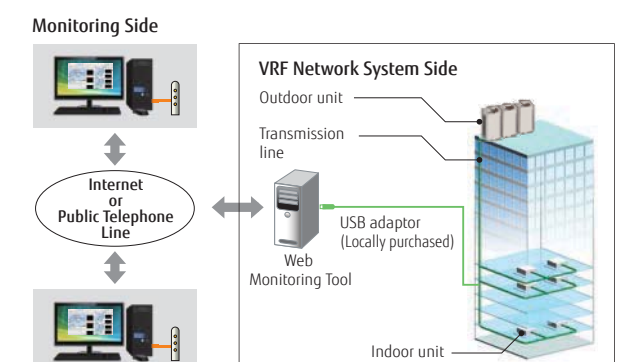
### Connection to Service Tool

- Detail operation status and recent error history can be checked and analyzed by using the Service Tool.
- Last 5 min. operation memory can also be recorded.



## Remote monitoring

The Web Monitoring system allows you to view system operation anytime over the internet, ensuring issue free operation. The operating VRF network system in the building can be monitored real time over the Internet.



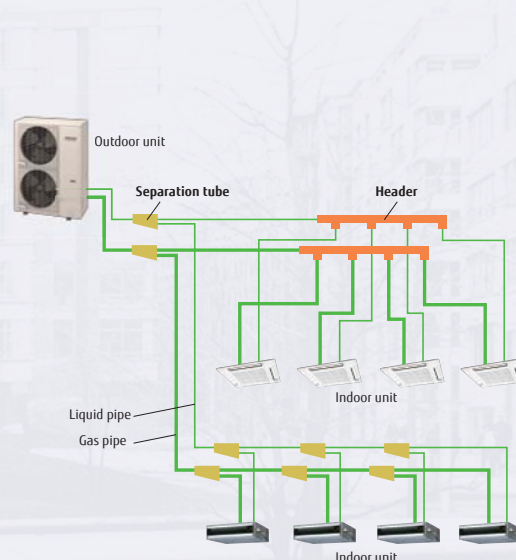
## Heat Pump

for Small Capacity Type

AIRSTAGE™ J-IVL


### System configuration example

- This system is used for small and medium-sized buildings. 1 refrigerant system is used for each outdoor unit.
- Connection of multiple indoor units using separation tubes and headers.



## New intelligent refrigerant control

Fujitsu general proposes New outdoor unit which includes New refrigerant control. New refrigerant control can be operated with suitable control corresponding to heat load of the room and can offer a more comfortable space. New refrigerant control can also provide more energy savings.



\* The improvement by the control and the actual sine wave varies by the combination of the indoor unit and system operating condition.

## External static pressure

External static pressure is available up to 60Pa for 14/16/18HP. (30Pa for 8/10HP, 40Pa for 12HP)

\* Capacities are slightly decreased for rated values during high static pressure operation.



## Advanced high efficiency technology

Ø570 mm

### Large propeller fan

The high efficiency and the low sound operation are mutually realized by reduction of a draft loss which are enabled by the Fujitsu General's original blade design and a large diameter propeller fan.

### DC fan motor

Miniaturized, low noise, high efficiency, multi-stage DC fan motor is mounted.

### Large heat exchanger

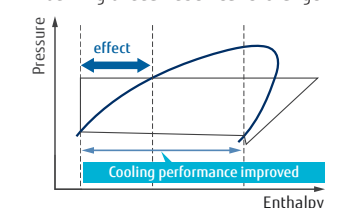
Heat exchange performance is substantially improved by mounting of 2.6-row large heat exchanger.

### DC inverter control

Efficiency is improved by mounting of new active filter module.

### Subcool heat exchanger

Cooling performance is improved by mounting of dual tube heat exchanger.



### Scroll compressor

The equipment of scroll compressor with a wide range of rotational frequency from 15 to 130 rps together with Fujitsu General's unique sensorless sine wave control method which smoothly control the input power run into the motor realized a mutual improvement on the energy efficient operation and the low sound operation.

15-130 rps







## Slim & Compact Design



## Various Installation



AIRSTAGE™ V Series outdoor unit



AIRSTAGE™ J Series outdoor unit

### In house installation

#### Low noise in consideration for the nearby residents

This model is front air discharge type and about 1000 mm wide, so flexible installation is possible even at narrow in house space.



AIRSTAGE™ V Series outdoor unit




AIRSTAGE™ J Series outdoor unit

### Narrow space behind building

#### Space saving

Due to compact and thin model, direct ground installation or wall mounted installation is possible even at narrow off-street.



AIRSTAGE™ V Series outdoor unit



AIRSTAGE™ J Series outdoor unit

### Installation at back street of building

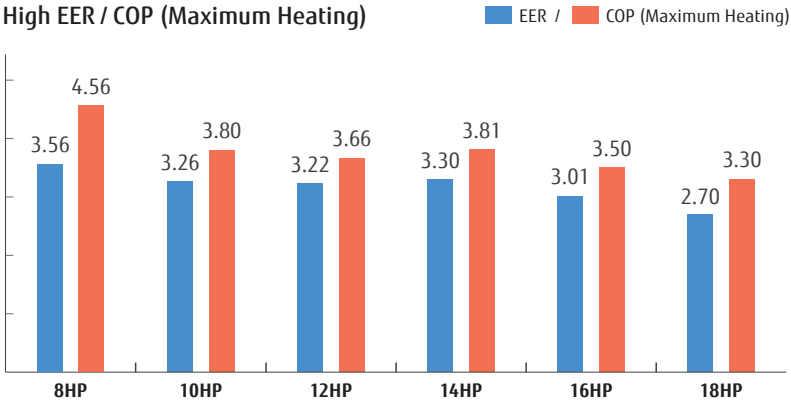
#### Flexible installation

This model is front air discharge type and slim & low body, so installation space is compact. Building windows are not blocked and space saving multiple units installation is possible.



Efficiency in actual operation

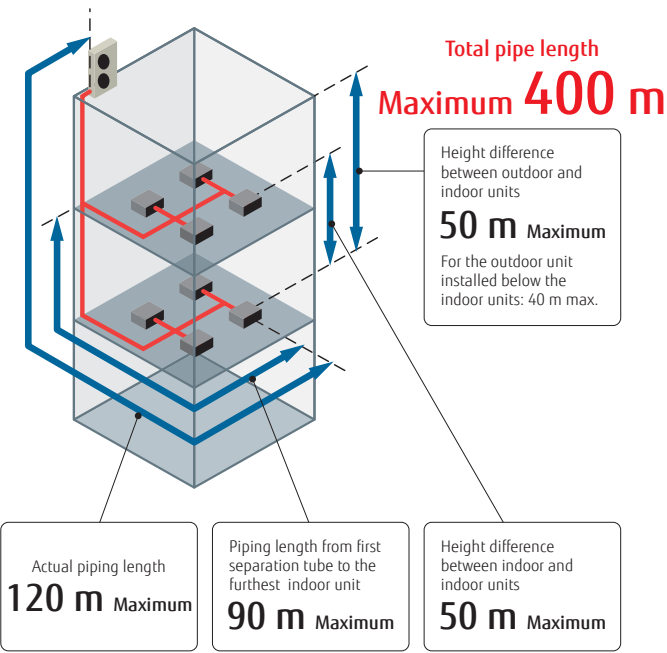
Top class high EER/COP(Max. Heating) is achieved for all models by large heat exchanger, high efficient Scroll compressor, and our own technologies.



\* These specifications are determined by cassette combination.


Long piping length

Our advanced refrigerant control technology allows us to achieve a total refrigerant piping length of 400 m. This opens up new possibilities in system design.




Up to 42 indoor units\* can be connected

The combination of the smallest but adequate capacity indoor unit and a new outdoor unit with the optimum heat exchanger structure has realized the industry's top class connection of 42 units. \*: 18 HP model



Top Class Low Operating Sound

Top class low operating sound is achieved. Highly suited for densely populated areas thanks to their low operating sound.



8,10,12 HP: AJY072LELBH / AJY090LELBH / AJY108LELBH  
14,16,18 HP: AJY126LELBH / AJY144LELBH / AJY162LELBH



Specifications

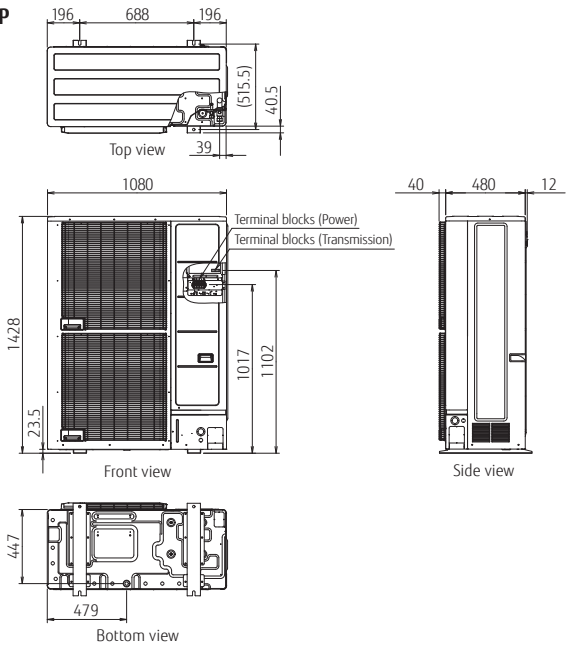
Rating Capacity range		HP	8	10	12	14	16	18
Model name			AJY072LELBH	AJY090LELBH	AJY108LELBH	AJY126LELBH	AJY144LELBH	AJY162LELBH
Maximum Connectable Indoor Unit			1-20	1-25	1-30	1-36	1-40	1-42
Power source			3 phase, ~400V, 50Hz					
Capacity	Cooling	kW	22.4	28.0	33.5	40.0	45.0	50.0
	Nominal Heating		22.4	28.0	33.5	40.0	45.0	50.0
	Max. Heating		25.0	31.5	37.5	45.0	50.0	55.0
Input power	Cooling	kW	6.30	8.59	10.42	12.12	14.96	18.52
	Nominal Heating		4.65	6.61	8.18	9.71	11.81	13.66
	Max. Heating		5.45	8.29	10.25	11.80	14.29	16.66
EER	Cooling	W/W	3.56	3.26	3.22	3.30	3.01	2.70
COP	Nominal Heating		4.82	4.24	4.10	4.12	3.81	3.66
	Max. Heating	4.56	3.80	3.66	3.81	3.50	3.30	
Airflow rate		m³/h	8,400	9,000	11,000/12,100	13,000	14,000	14,800/15,300
Sound pressure level / Power level	Cooling	dB(A)	52/66	54/69	59/73	62/75	64/77	65/79
	Heating		54/—	57/—	62/—	63/—	65/—	68/—
Net Dimensions	Height	mm	1,428	1,428	1,428	1,638	1,638	1,638
	Width		1,080	1,080	1,080	1,080	1,080	1,080
	Depth		480	480	480	480	480	480
Weight		kg	170	177	178	213	213	217
Refrigerant	Type (Global Warming Potential)		R410A (2,088)	R410A (2,088)	R410A (2,088)	R410A (2,088)	R410A (2,088)	R410A (2,088)
	Charge	kg(CO2eq-T)	7.0 (14.6)	7.5 (15.7)	7.5 (15.7)	11.0 (22.9)	11.0 (22.9)	11.8 (24.6)
Connection pipe diameter	Liquid	mm	9.52	9.52	12.70	12.70	12.70	12.70
	Gas		19.05	22.20	28.58	28.58	28.58	28.58
Total pipe length		m	400	400	400	400	400	400
Max. height difference			50/40 (Outdoor unit: Upper/Lower)					
Operating Range	Cooling	°C	-15 to 46	-15 to 46	-15 to 46	-5 to 46*	-5 to 46*	-5 to 46*
	Heating		-20 to 21	-20 to 21	-20 to 21	-20 to 21	-20 to 21	-20 to 21

Note: Specifications are based on the following conditions.  
Cooling: Indoor temperature of 27°CDB / 19°CWB, and outdoor temperature of 35°CDB / 24°CWB.  
Heating: Indoor temperature of 20°CDB / (15°CWB), and outdoor temperature of 7°CDB / 6°CWB.  
Pipe length: 7.5 m; Height difference between outdoor unit and indoor unit: 0 m.  
\* The cooling operating range of -15 to 46°C is allowed only when all of the indoor units connected to the system are higher than capacity of 5.6kW.  
\* These specifications are determined by cassette combination.

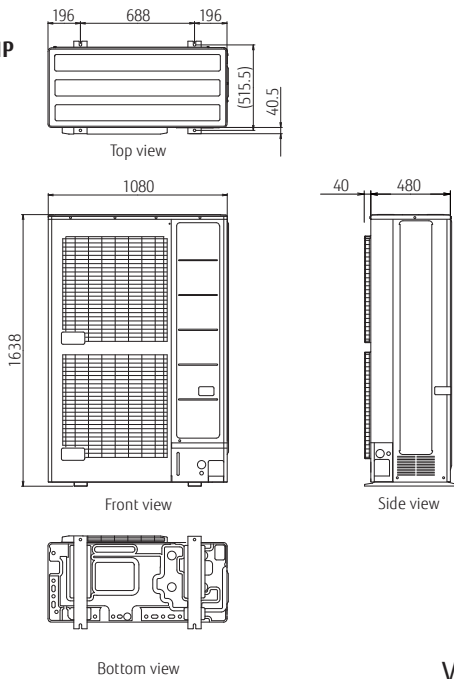
Dimensions

(Unit : mm)

8, 10, 12 HP



14, 16, 18 HP





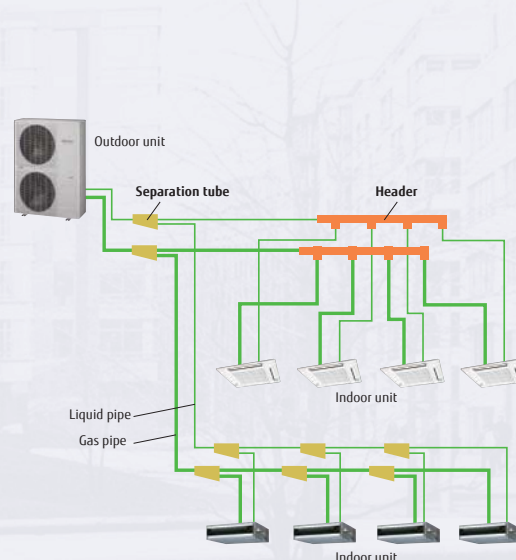
## Heat Pump

for Small Capacity Type

# AIRSTAGE™ J-IV

### System configuration example


- This system is used for small and medium-sized buildings. 1 refrigerant system is used for each outdoor unit.
- Connection of multiple indoor units using separation tubes and headers.



## New intelligent refrigerant control

Fujitsu general proposes New outdoor unit which includes New refrigerant control.

New refrigerant control can be operated with suitable control corresponding to heat load of the room and can offer a more comfortable space. New refrigerant control can also provide more energy savings.



\* The improvement by the control and the actual sine wave varies by the combination of the indoor unit and system operating condition.

## External static pressure

External static pressure is available up to 30Pa for 4/5/6HP.



## Advanced high efficiency technology

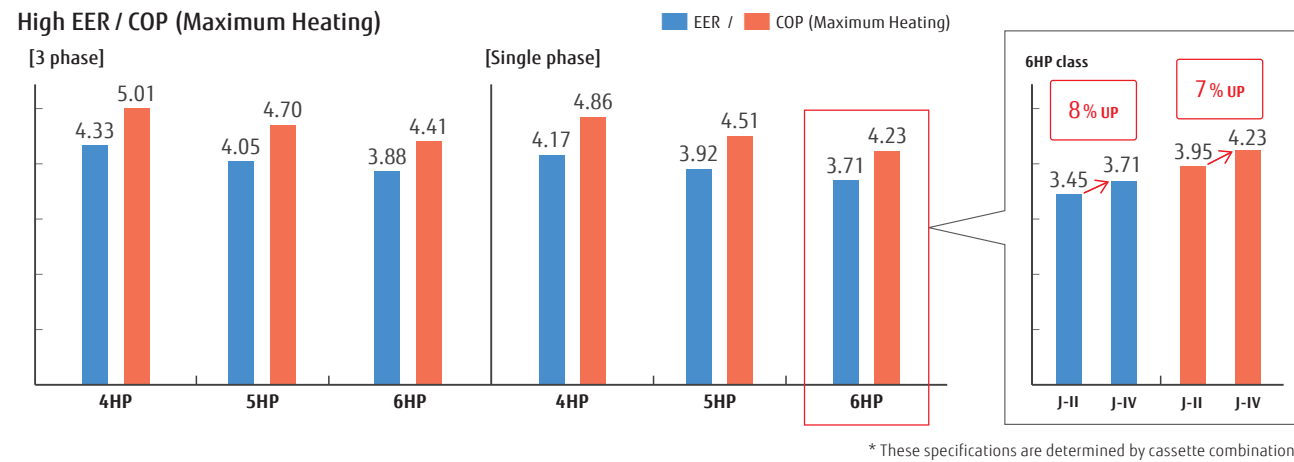




## Efficiency in actual operation

Top class high COP (Max. Heating) is achieved for all models by large heat exchanger, high efficient DC twin compressor, and our own technologies.

## High EER / COP (Maximum Heating)



\* These specifications are determined by cassette combination.

## Long piping length

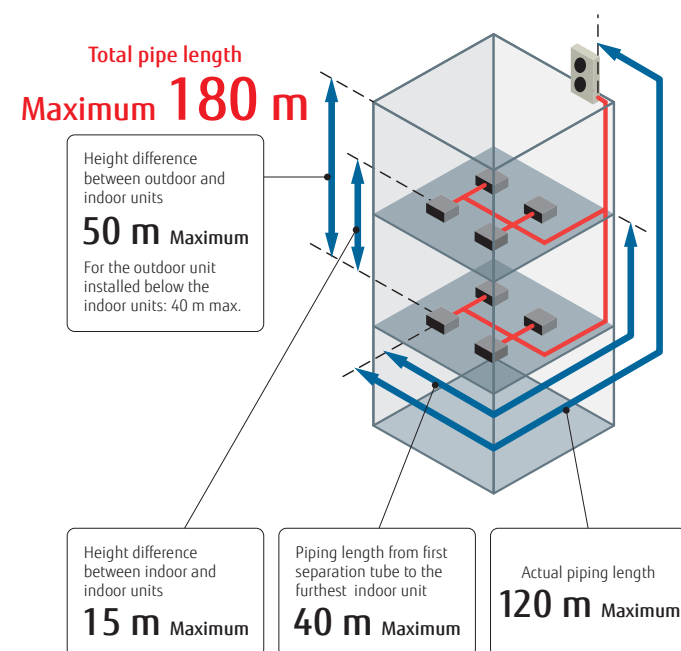
Our advanced refrigerant control technology allows us to achieve a total refrigerant piping length of 180 m. This opens up new possibilities in system design.

Up to 14 units\* can be connected

Up to 14 units\* can be connected The combination of the smallest but adequate capacity indoor unit and a new outdoor unit with the optimum heat exchanger structure has realized the industry's top class connection of 14 units.

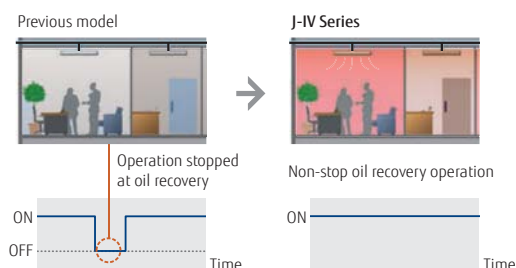
\*: 6 HP model

Model	Current model (J-III)			New model (J-IV)		
Rating Capacity range (HP)	4	5	6	4	5	6
Max. Connectable indoor unit	1-9	1-10	1-13	1-11	1-12	1-14




## Non-stop oil recovery operation

A comfortable room condition is maintained during oil recovery mode because the product continues to operate without stopping the cooling or heating operation.



## Easier Installation

**Connection check function :** Possible to confirm whether wiring connection and address setting are correct by a quick check run function.



4,5,6HP : AJY040LBLBH / AJY045LBLBH / AJY054LBLBH  
AJY040LELBH [3 phase] / AJY045LELBH [3 phase] / AJY054LELBH [3 phase]



## Specifications

Rating Capacity range		HP	4	5	6	4		5	6
Model name			AJY040LBLBH	AJY045LBLBH	AJY054LBLBH	AJY040LELBH	AJY045LELBH	AJY054LELBH	
Maximum Connectable Indoor Unit			1-11	1-12	1-14	1-11	1-12	1-14	
Power source			Single phase, ~230V, 50Hz			3 phase, ~400V, 50Hz			
Capacity	Cooling	kW	12.1	14.0	15.5	12.1	14.0	15.5	
	Nominal Heating		12.1	14.0	15.5	12.1	14.0	15.5	
	Max. Heating		13.6	16.0	18.0	13.6	16.0	18.0	
Input power	Cooling	kW	2.90	3.57	4.18	2.79	3.46	3.99	
	Nominal Heating		2.39	2.97	3.50	2.32	2.86	3.36	
	Max. Heating		2.80	3.55	4.26	2.71	3.40	4.08	
EER	Cooling	W/W	4.17	3.92	3.71	4.33	4.05	3.88	
COP	Nominal Heating		5.06	4.71	4.43	5.21	4.90	4.61	
	Max. Heating		4.86	4.51	4.23	5.01	4.70	4.41	
Airflow rate		m³/h	6,200	6,400	6,900	6,200	6,400	6,900	
Sound pressure level / Power level	Cooling	dB(A)	50 / 65	51 / 65	53 / 66	50 / 65	51 / 65	53 / 66	
	Heating		52 / 67	55 / 69	56 / 69	52 / 67	55 / 69	56 / 69	
Heat exchanger fin			Blue fin	Blue fin	Blue fin	Blue fin	Blue fin	Blue fin	
Net Dimensions	Height	mm	1,334	1,334	1,334	1,334	1,334	1,334	
	Width		970	970	970	970	970	970	
	Depth		370	370	370	370	370	370	
Weight		kg	117	117	119	118	119	119	
Refrigerant	Type (Global Warming Potential)	kg(CO2eq-T)	R410A (2,088)	R410A (2,088)	R410A (2,088)	R410A (2,088)	R410A (2,088)	R410A (2,088)	
	Charge		4.8 (10.0)	5.3 (11.1)	5.3 (11.1)	4.8 (10.0)	5.3 (11.1)	5.3 (11.1)	
Connection pipe diameter	Liquid	mm	9.52	9.52	9.52	9.52	9.52	9.52	
	Gas		15.88	15.88	19.05	15.88	15.88	19.05	
Total pipe length			180	180	180	180	180	180	
Max. height difference			50/40 (Outdoor unit: Upper/Lower)			50/40 (Outdoor unit: Upper/Lower)			
Operating Range	Cooling	°C	-5 to 46	-5 to 46	-5 to 46	-5 to 46	-5 to 46	-5 to 46	
	Heating		-20 to 21	-20 to 21	-20 to 21	-20 to 21	-20 to 21	-20 to 21	

Note: Specifications are based on the following conditions.

Cooling: Indoor temperature of 27°CDB/19°CWB, and outdoor temperature of 35°CDB/24°CWB.

Heating: Indoor temperature of 20°CDB/(15°CWB), and outdoor temperature of 7°CDB/6°CWB.

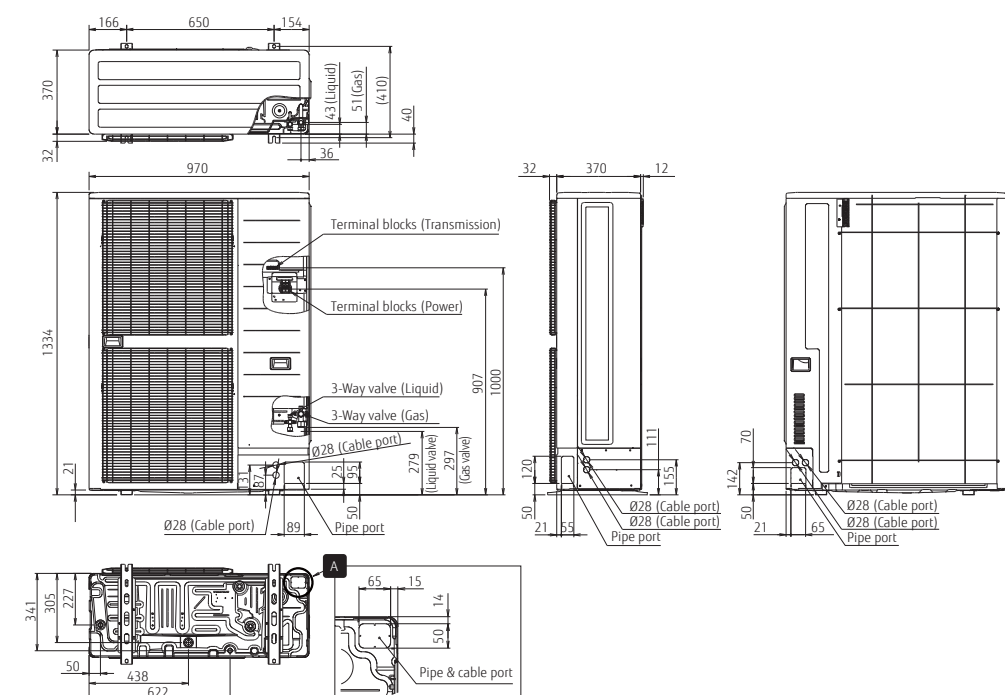
Pipe length: 7.5 m; Height difference between outdoor unit and indoor unit: 0 m.

The protective function may work when using it outside the operating range.

\* These specifications are determined by cassette combination.

## Dimensions

(Unit : mm)





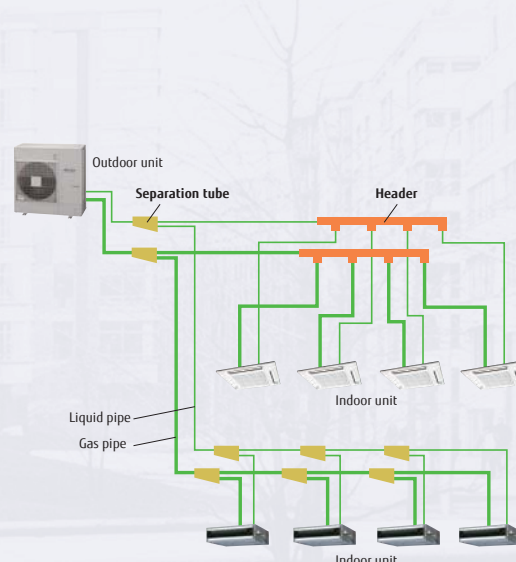
## Heat Pump

for Small Capacity Type

# AIRSTAGE™ J-IVS

### System configuration example


- This system is used for small and medium-sized buildings. 1 refrigerant system is used for each outdoor unit.
- Connection of multiple indoor units using separation tubes and headers.



## New intelligent refrigerant control

Fujitsu general proposes New outdoor unit which includes New refrigerant control.

New refrigerant control can be operated with suitable control corresponding to heat load of the room and can offer a more comfortable space. New refrigerant control can also provide more energy savings.



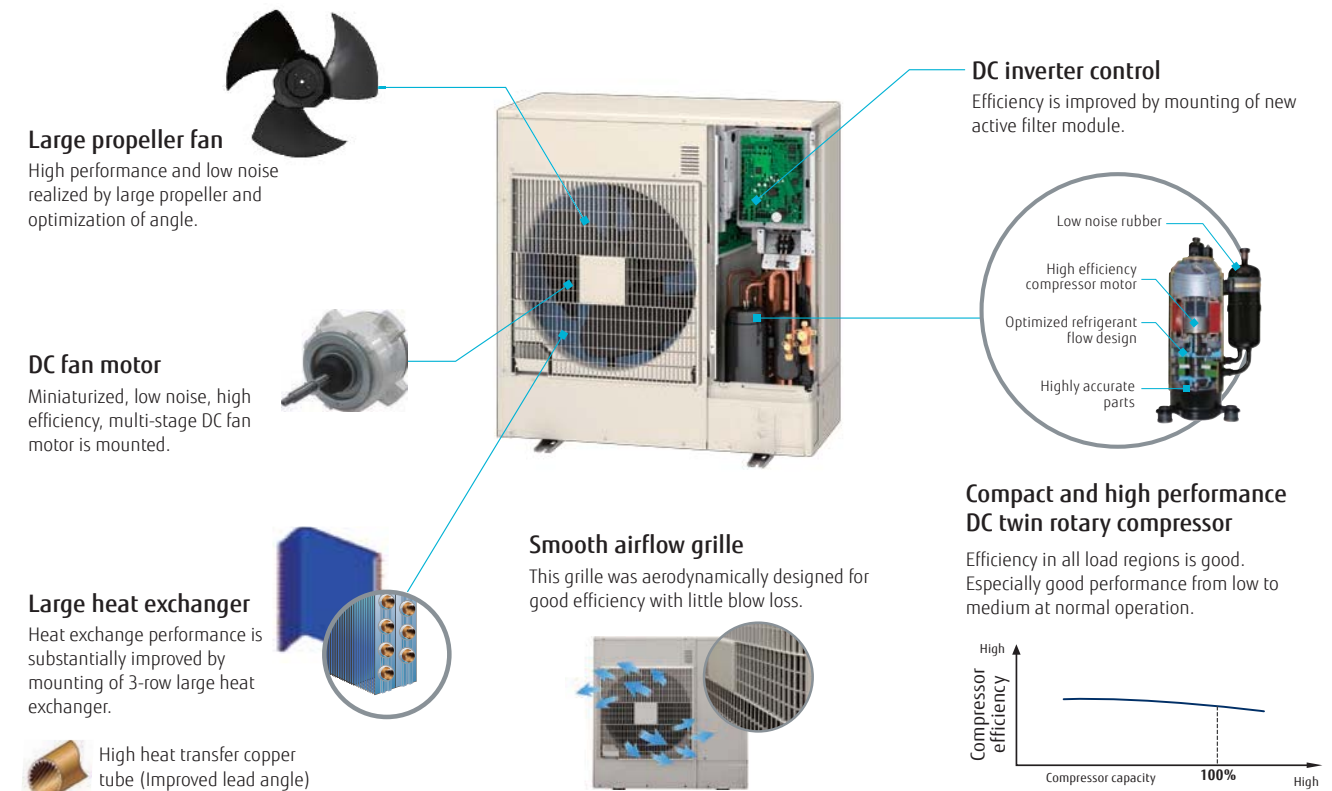
\* The improvement by the control and the actual sine wave varies by the combination of the indoor unit and system operating condition.

## External static pressure

External static pressure is available up to 25Pa for 4/5/6HP.




## Advanced high efficiency technology






It Can be Easily Carried and Installed



Small and light weight outdoor unit

This model is much more compact than conventional 6HP comparable outdoor units. Even when installed on the balcony it fits within the height of the fence. The compact size with a height of less than 1 m allows it to be installed under windows and in tight spaces



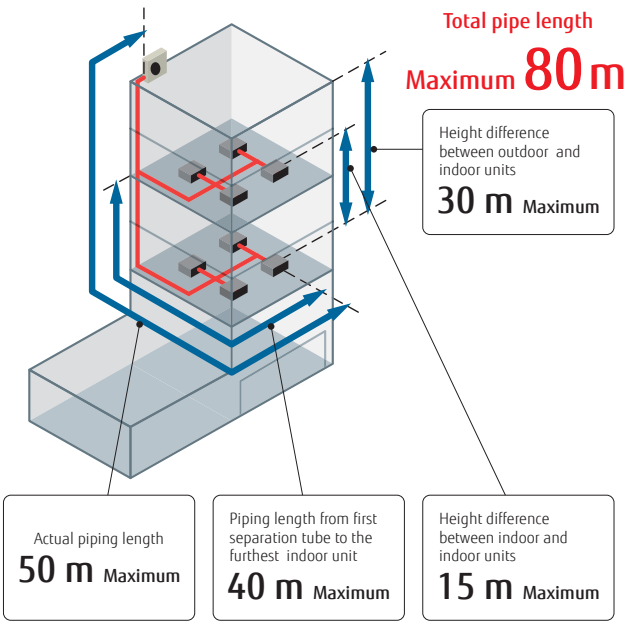
Low sound level design

Significantly low sound level is improved by using DC twin rotary compressor, inverter technology, and advanced airflow structure design.



Long piping length

Our advanced refrigerant control technology allows us to achieve a total refrigerant piping length of 80 m. This opens up possibilities in system design.



Up to 13 units\* can be connected

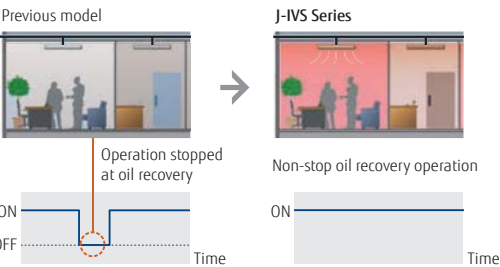
The combination of the smallest but adequate capacity indoor unit and a new outdoor unit with the optimum heat exchanger structure has realized the industry's top class connection of 13 units.

\*: 6 HP model

Model	Current model (J-IIS)			New model (J-IVS)		
Rating Capacity range (HP)	4	5	6	4	5	6
Max. Connectable indoor unit	1-7	1-8	1-8	1-11	1-12	1-13


Non-stop oil recovery operation

A comfortable room condition is maintained during oil recovery mode because the product continues to operate without stopping the cooling or heating operation.



Easier Installation

**Connection check function** : Possible to confirm whether wiring connection and address setting are correct by a quick check run function.



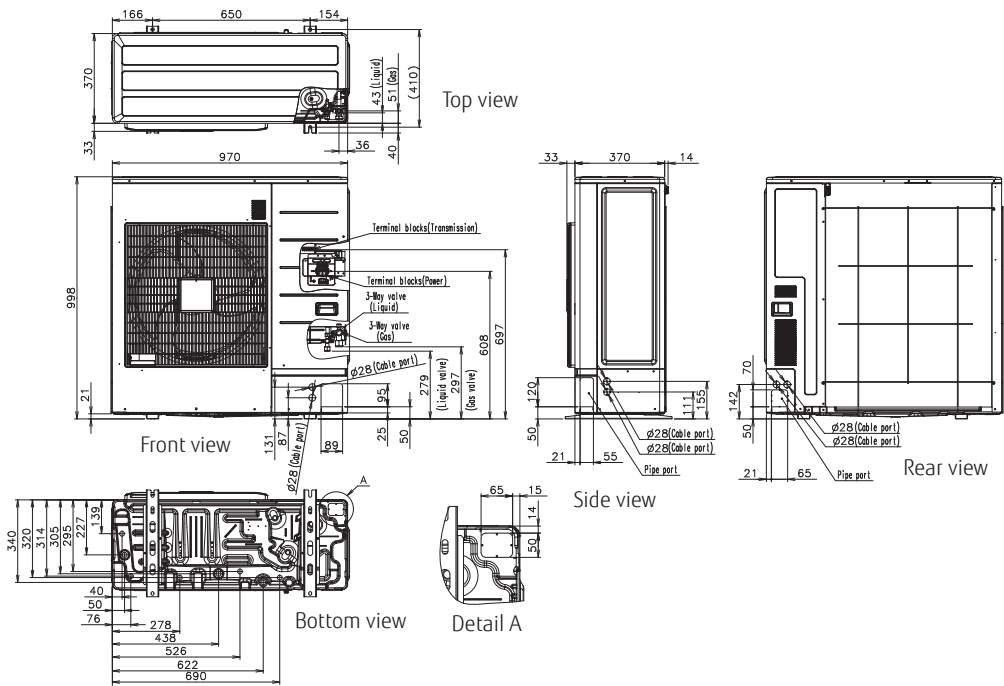
Specifications

Rating Capacity range		HP	4	5	6
Model name			AJY040LCLBH	AJY045LCLBH	AJY054LCLBH
Maximum Connectable Indoor Unit			1-11	1-12	1-13
Power source			Single phase, ~230V, 50Hz		
Capacity	Cooling	kW	12.1	14.0	15.1
	Nominal Heating		12.1	14.0	15.1
	Max. Heating		13.6	16.0	16.5
Input power	Cooling	kW	3.44	4.43	5.03
	Nominal Heating		2.55	3.11	3.52
	Max. Heating		3.27	3.93	4.11
EER	Cooling	W/W	3.52	3.16	3.00
COP	Nominal Heating		4.74	4.51	4.30
	Max. Heating		4.16	4.07	4.01
Airflow rate		m³/h	4,040	4,200	4,200
Sound pressure level / Power level	Cooling	dB(A)	51 / 67	53 / 69	54 / 70
	Heating		54 / 68	56 / 69	56 / 70
Heat exchanger fin			Blue fin	Blue fin	Blue fin
Net Dimensions	Height	mm	998	998	998
	Width		970	970	970
	Depth		370	370	370
Weight		kg	86	86	87
Refrigerant	Type (Global Warming Potential)		R410A (2,088)	R410A (2,088)	R410A (2,088)
	Charge	kg(CO2eq-T)	4.0 (8.4)	4.0 (8.4)	4.0 (8.4)
Connection pipe diameter	Liquid	mm	9.52	9.52	9.52
	Gas		15.88	15.88	15.88
Total pipe length		m	80	80	80
Max. height difference			30	30	30
Operating Range	Cooling	°C	-5 to 46	-5 to 46	-5 to 46
	Heating		-20 to 21	-20 to 21	-20 to 21

Note : Specifications are based on the following conditions.  
Cooling : Indoor temperature of 27°CDB / 19°CWB, and outdoor temperature of 35°CDB / 24°CWB.  
Heating : Indoor temperature of 20°CDB / (15°CWB), and outdoor temperature of 7°CDB / 6°CWB.  
Pipe length : 7.5 m; Height difference between outdoor unit and indoor unit : 0 m.  
The protective function may work when using it outside the operating range.  
\* These specifications are determined by cassette combination.

Dimensions

(Unit : mm)





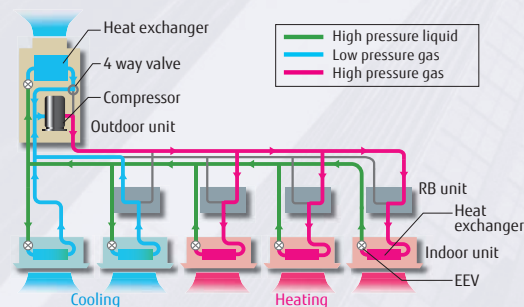
## Heat Recovery

Modular Type

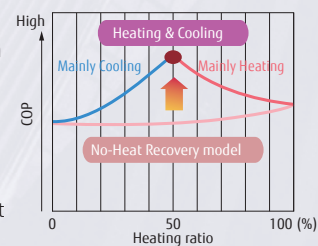
# AIRSTAGE<sup>™</sup> VR-IV

### High Operating Energy Efficiency

Our Heat recovery systems achieve high operating energy efficiency by drawing heat from the room to be cooled and transferring it as energy for rooms that are to be heated.




Our Heat recovery systems achieve high operating energy efficiency by drawing heat from the room to be cooled and transferring it as energy for rooms that are to be heated.



## New intelligent refrigerant control

Fujitsu general proposes New outdoor unit which includes New refrigerant control.

New refrigerant control can be operated with suitable control corresponding to heat load of the room and can offer a more comfortable space. New refrigerant control can also provide more energy savings.



\* The improvement by the control and the actual sine wave varies by the combination of the indoor unit and system operating condition.

## Improvement in the number of connectable indoor units

Connectable indoor unit capacity range


<b>New model (VR-IV)</b>	<b>25%* to 150%</b>
Current model (VR-II)	50% to 150%

\*: For modular type, 25% to 49.9% operation in the entire system is available. (by one unit operation)

Connectable indoor unit number Space Saving Combination (Unit)

HP	8	10	12	14	16	...	28	30	32	...	48
<b>New model (VR-IV)</b>	<b>17</b>	<b>21</b>	<b>26</b>	<b>30</b>	<b>34</b>	...	<b>60</b>	<b>64</b>	<b>64</b>	...	<b>64</b>
Current model (VR-II)	15	16	17	21	24	...	42	45	48	...	64

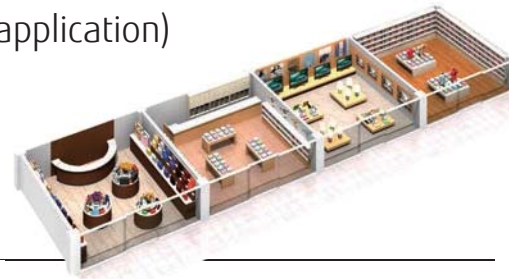
## Energy saving technology that boosted operation efficiency





## Extended connection ratio (for Multi-tenant application)


This function is especially effective when partial air-conditioning starts at the building under construction. Installation work can be added flexibly for each tenant.



### Stand alone

Current model (VR-II)

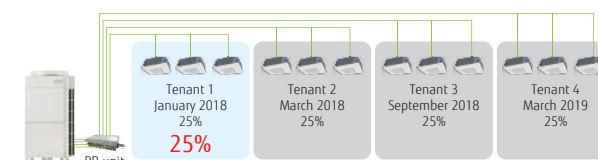
**Example) for 12HP:** 6HP operations for 50% are required.



Construction work is required even at the tenant which is not yet open.

**New model (VR-IV)**

**Example) for 12HP:** 3HP operations for 25% are enabled.




Installation and commissioning can be added flexibly according to the opening date of other tenants.

### Modular type

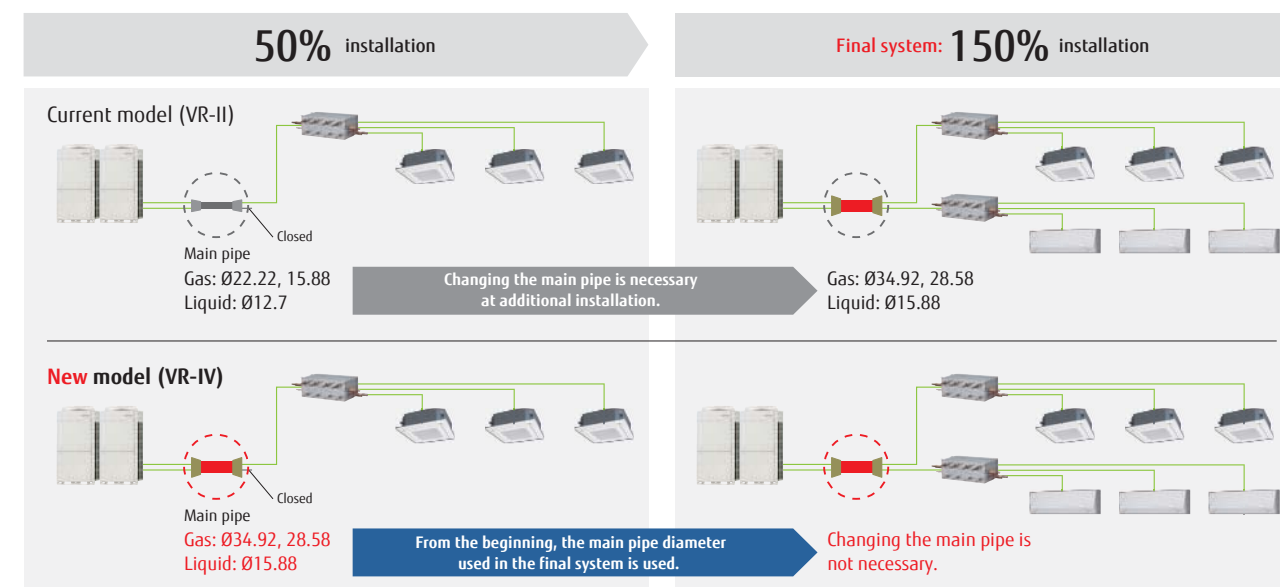
One outdoor unit operates effectively for the connectable indoor unit capacity in the entire system. (25% operation by multiple units is not available.)

**Example) for 25% operation (5HP) of 20HP (10HP x 2 units)**  
5HP operation by 50% of one 10HP outdoor unit is performed.  
→25% operation by 2 units is not performed.



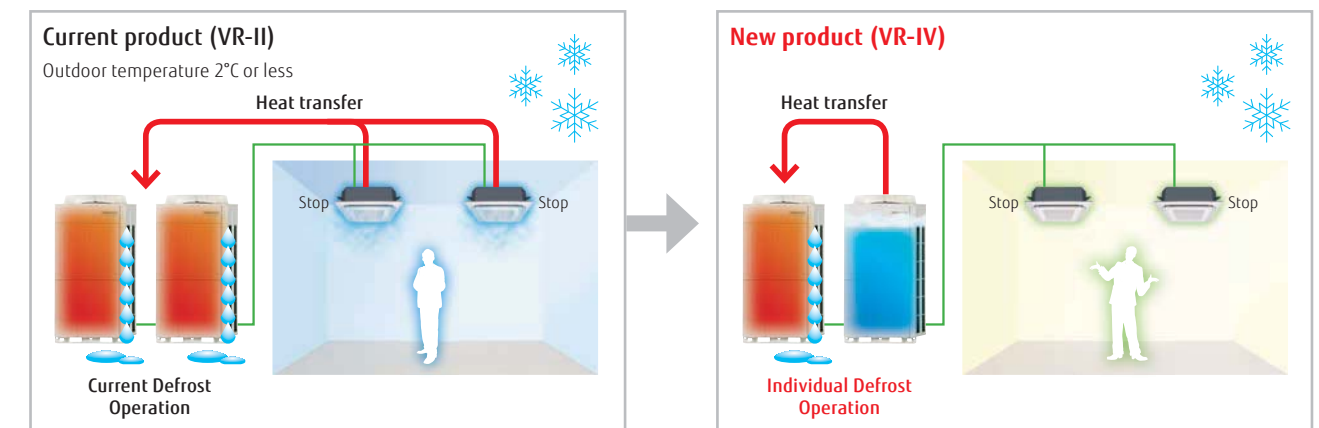
## Additional installation without changing the main pipe

Installation work can be performed from the beginning by the main pipe diameter used in the final system. Unlike current model, changing the main pipe is not necessary, so duplication of work is resolved.



## New Individual Defrost Operation

"Individual Defrost Operation" is a function to maintain the indoor comfort while under defrost operation.

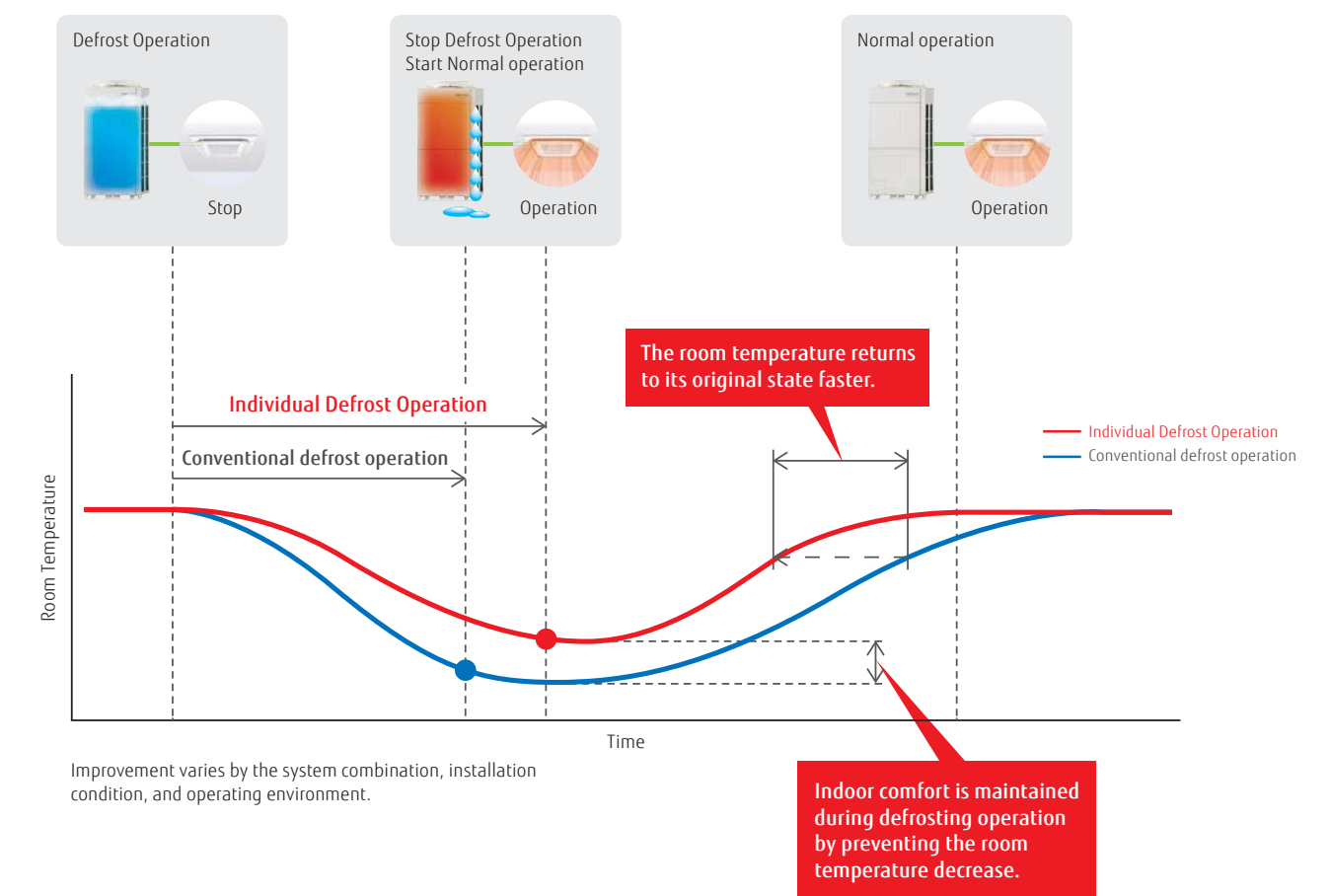


When under the defrost operation, the heat is absorbed from the indoor dropping the room temperature.

With the "Individual Defrost operation", the heat is absorbed from outdoor by the other unit to avoid excessive room temperature drop.

\* It can be used only when the outdoor unit has a modular connection.

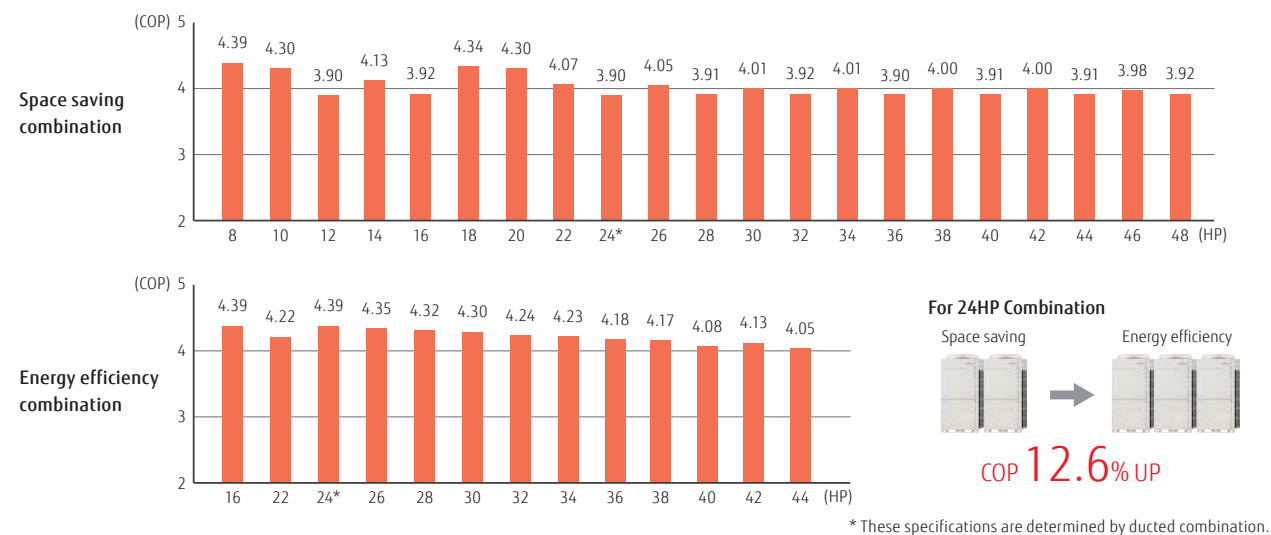
In the case of individual defrost operation, indoor unit returns to its original state quickly after defrost operation.





## Efficiency in actual operation

Top class high COP(Max. Heating) is achieved for all combinations by our unique heat exchanger structure, high efficient DC twin compressor, and our own technologies.



## All inverter compressor

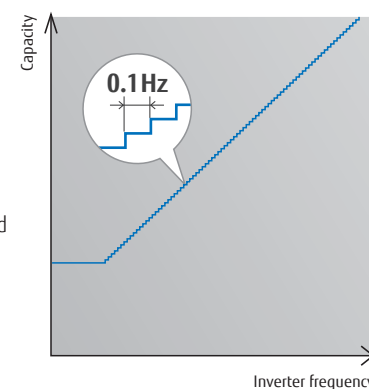
### Large capacity DC inverter compressor

Large capacity high efficient DC twin rotary compressor with excellent intermediate capability.



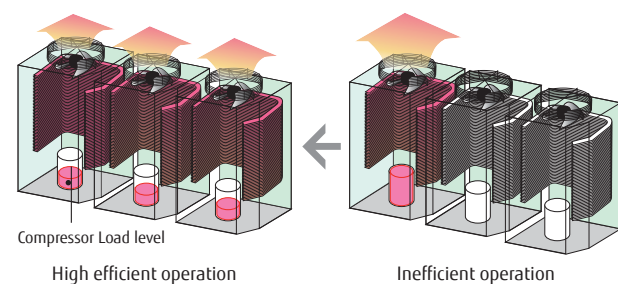
### High efficient compressor speed control

Comfortable space with small room temperature changes and little energy loss is created by 0.1Hz steps compressor speed control.



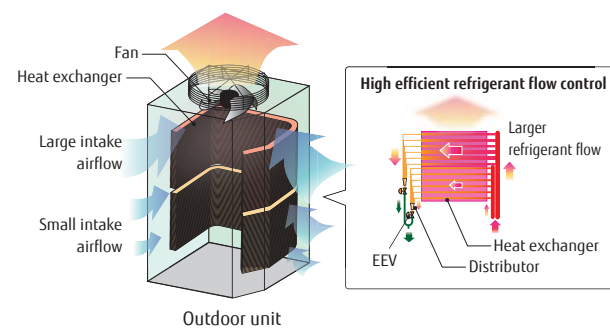
## Multiple outdoor operation control

When multiple outdoor units are connected a sophisticated operation is performed by each compressor. Rather than running one compressor at full load and distributing refrigerant to one heat exchanger, this control method operates all compressors at part load and distributes refrigerant to all of the heat exchangers which allows for the overall system efficiency to be improved.



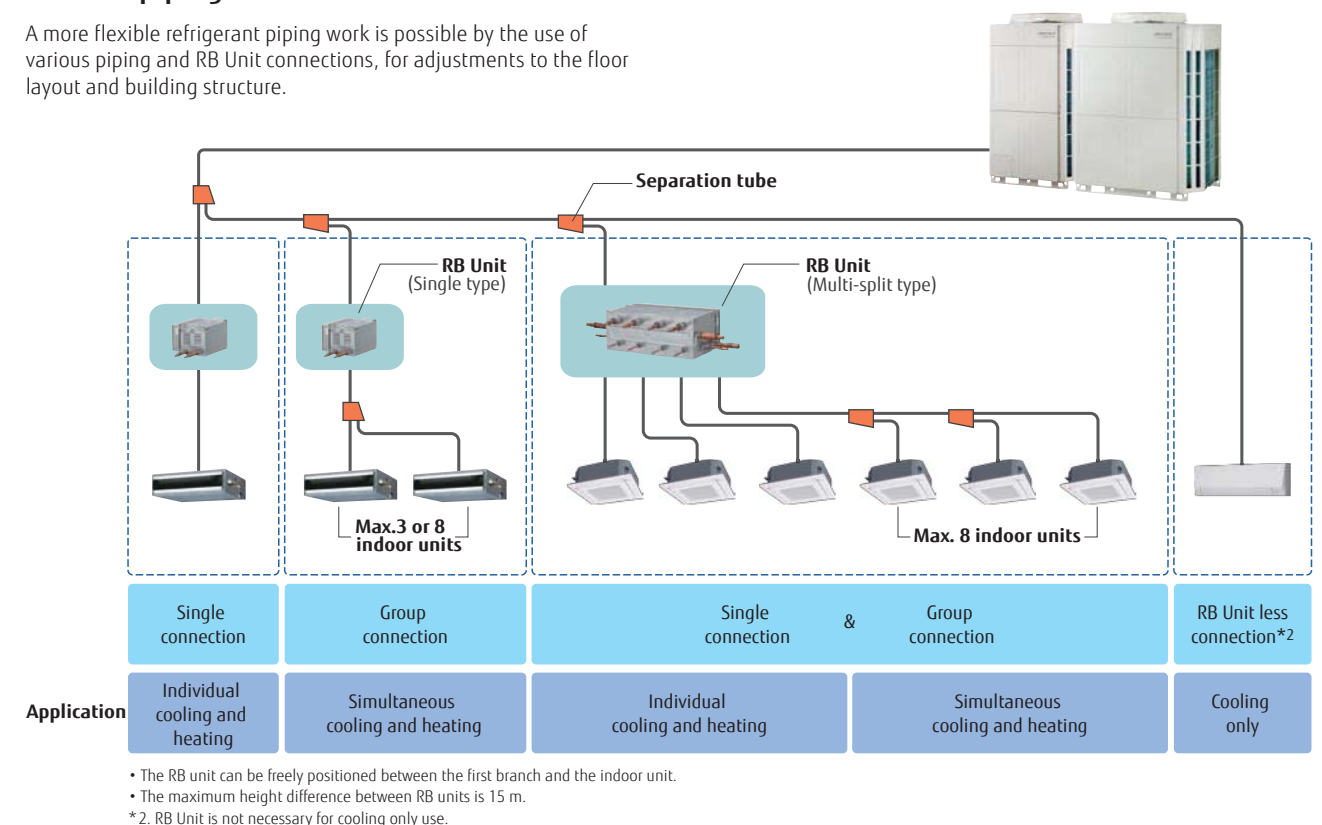
## Heat exchanger refrigerant control

The heat exchanger in the outdoor unit is split into two parts (Top and Bottom). The efficiency of the heat exchanger has been improved by adopting an optimum refrigerant path control where the refrigerant is distributed more into the top heat exchanger as this is where there is a greater air flow intake.





## Flexible piping connection

A more flexible refrigerant piping work is possible by the use of various piping and RB Unit connections, for adjustments to the floor layout and building structure.

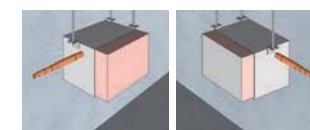


## Flexible installation of RB unit



### Small & slim design saves space. Height 198 mm\*!

- A drain pipe is not required
  - The control box position can be changed to meet the installation conditions
  - Simple installation series connection design
- \*: RB Unit (Single type)



Installation possible from either side for freedom of the control box

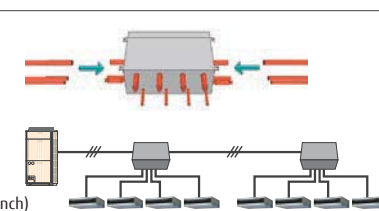


Installation possible on the upper-side for use in narrow space\*  
\*: RB Unit (Single type)

### 2-way connection

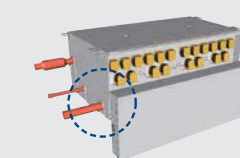

- Up to 2 units can be connected in series\*.

\*: RB Unit (Single type/4-branch)



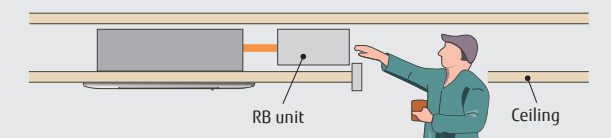
### Easy to maintenance in a narrow space

Maintenance can be performed from the side.























Electric box can be temporarily fixed by sliding down.

Parts can be replaced easily even at narrow space in the ceiling.




Outdoor units lineup • Combinations other than the followings are not recommended.

Space saving Combinations

22.4kW (8HP)  AJY072GALBH UNIT : AJY072GALBH	28.0kW (10HP)  AJY090GALBH UNIT : AJY090GALBH	33.5kW (12HP)  AJY108GALBH UNIT : AJY108GALBH	40.0kW (14HP)  AJY126GALBH UNIT : AJY126GALBH	45.0kW (16HP)  AJY144GALBH UNIT : AJY144GALBH
50.4kW (18HP)  AJY162GALBH UNIT : AJY090/072GALBH	56.0kW (20HP)  AJY180GALBH UNIT : AJY090/090GALBH	61.5kW (22HP)  AJY198GALBH UNIT : AJY108/090GALBH	67.0kW (24HP)  AJY216GALBH UNIT : AJY108/108GALBH	73.0kW (26HP)  AJY234GALBH UNIT : AJY144/090GALBH
78.5kW (28HP)  AJY252GALBH UNIT : AJY144/108GALBH	85.0kW (30HP)  AJY270GALBH UNIT : AJY144/126GALBH	90.0kW (32HP)  AJY288GALBH UNIT : AJY144/144GALBH	95.0kW (34HP)  AJY306GALBH UNIT : AJY108/108/090GALBH	100.5kW (36HP)  AJY324GALBH UNIT : AJY108/108/108GALBH
106.5kW (38HP)  AJY342GALBH UNIT : AJY144/108/090GALBH	112.0kW (40HP)  AJY360GALBH UNIT : AJY144/108/108GALBH	118.0kW (42HP)  AJY378GALBH UNIT : AJY144/144/090GALBH	123.5kW (44HP)  AJY396GALBH UNIT : AJY144/144/108GALBH	130.0kW (46HP)  AJY414GALBH UNIT : AJY144/144/126GALBH
135.0kW (48HP)  AJY432GALBH UNIT : AJY144/144/144GALBH				

Energy efficiency Combinations

44.8kW (16HP)  AJY144GALBHH UNIT : AJY072/072GALBH	62.4kW (22HP)  AJY198GALBHH UNIT : AJY126/072GALBH	67.2kW (24HP)  AJY216GALBHH UNIT : AJY072/072/072GALBH	72.8kW (26HP)  AJY234GALBHH UNIT : AJY090/072/072GALBH	78.4kW (28HP)  AJY252GALBHH UNIT : AJY090/090/072GALBH
84.0kW (30HP)  AJY270GALBHH UNIT : AJY090/090/090GALBH	90.4kW (32HP)  AJY288GALBHH UNIT : AJY126/090/072GALBH	96.0kW (34HP)  AJY306GALBHH UNIT : AJY126/090/090GALBH	102.4kW (36HP)  AJY324GALBHH UNIT : AJY126/126/072GALBH	108.0kW (38HP)  AJY342GALBHH UNIT : AJY126/126/090GALBH
113.0kW (40HP)  AJY360GALBHH UNIT : AJY144/126/090GALBH	120.0kW (42HP)  AJY378GALBHH UNIT : AJY126/126/126GALBH	125.0kW (44HP)  AJY396GALBHH UNIT : AJY144/126/126GALBH		

8,10,12HP : AJY072GALBH / AJY090GALBH / AJY108GALBH  
14,16HP : AJY126GALBH / AJY144GALBH



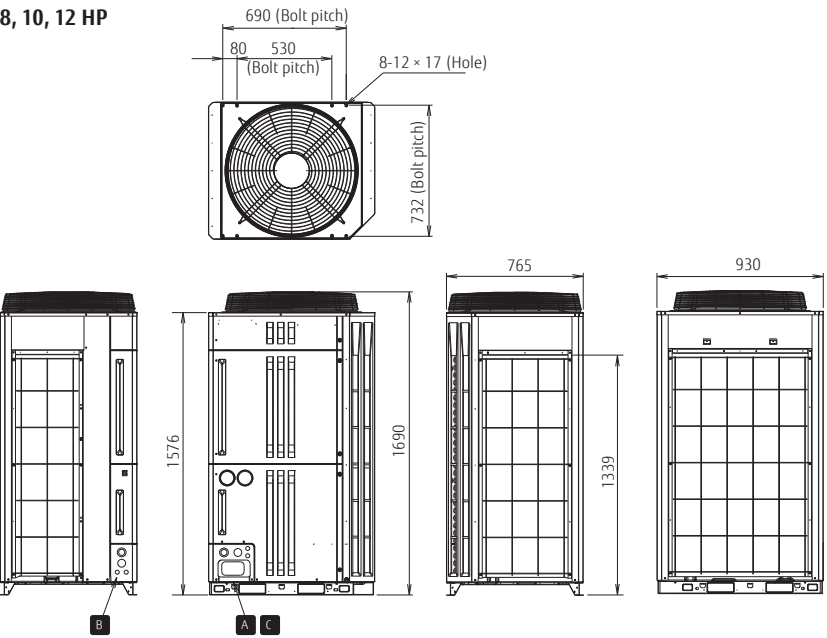
8, 10, 12 HP

14, 16 HP

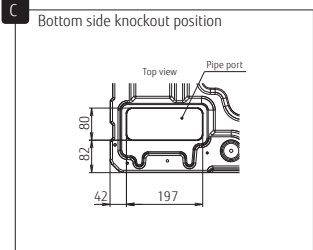
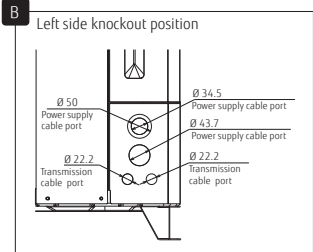
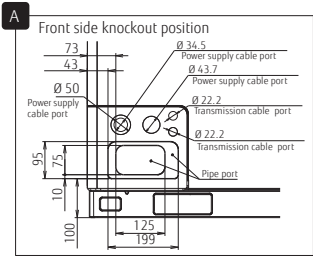
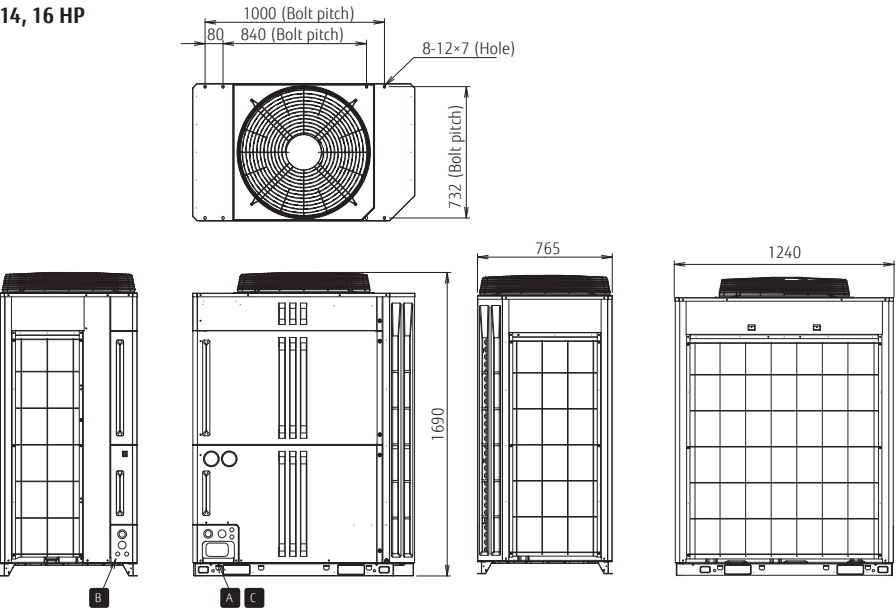
Dimensions

(Unit : mm)

8, 10, 12 HP











14, 16 HP











Outdoor units specifications

Space Saving Combination

Rating Capacity range		HP	8	10	12	14	16	18	20	22	24	26	28	30	32	34	36	38	40	42	44	46	48	
																								
Set Model name			AJY072GALBH	AJY090GALBH	AJY108GALBH	AJY126GALBH	AJY144GALBH	AJY162GALBH	AJY180GALBH	AJY198GALBH	AJY216GALBH	AJY234GALBH	AJY252GALBH	AJY270GALBH	AJY288GALBH	AJY306GALBH	AJY324GALBH	AJY342GALBH	AJY360GALBH	AJY378GALBH	AJY396GALBH	AJY414GALBH	AJY432GALBH	
Unit 1 Unit 2 Unit 3			AJY072GALBH	AJY090GALBH	AJY108GALBH	AJY126GALBH	AJY144GALBH	AJY090GALBH AJY072GALBH	AJY090GALBH AJY090GALBH	AJY108GALBH AJY090GALBH	AJY108GALBH AJY108GALBH	AJY144GALBH AJY090GALBH	AJY144GALBH AJY108GALBH	AJY144GALBH AJY126GALBH	AJY144GALBH AJY144GALBH	AJY108GALBH AJY108GALBH AJY108GALBH	AJY108GALBH AJY108GALBH AJY108GALBH	AJY144GALBH AJY108GALBH AJY108GALBH	AJY144GALBH AJY108GALBH AJY108GALBH	AJY144GALBH AJY144GALBH AJY108GALBH	AJY144GALBH AJY144GALBH AJY090GALBH	AJY144GALBH AJY144GALBH AJY108GALBH	AJY144GALBH AJY144GALBH AJY126GALBH	AJY144GALBH AJY144GALBH AJY144GALBH
Maximum Connectable Indoor Unit*1			17	21	26	30	34	39	43	47	52	56	60	64	64	64	64	64	64	64	64	64	64	
Indoor unit connectable capacity			kW	5.6-33.6	7.0-42.0	8.4-50.2	10.0-60.0	11.3-67.5	12.6-75.6*3	14.0-84.0*3	15.4-92.2*3	16.8-100.5*3	18.3-109.5*3	19.7-117.7*3	21.3-127.5*3	22.5-135.0*3	23.8-142.5*3	25.2-150.7*3	26.7-159.7*3	28.0-168.0*3	29.5-177.0*3	30.9-185.2*3	32.5-195.0*3	33.8-202.5*3
Power source			3 phase 4 wire , 400 V, 50Hz										3 phase 4 wire , 400 V, 50Hz											
Capacity	Cooling	kW	22.4	28.0	33.5	40.0	45.0	50.4	56.0	61.5	67.0	73.0	78.5	85.0	90.0	95.0	100.5	106.5	112.0	118.0	123.5	130.0	135.0	
	Nominal Heating		22.4	28.0	33.5	40.0	45.0	-	-	-	-	-	-	-	-	-	-	-	-	-	-	-	-	
	Max. Heating		25.0	31.5	37.5	45.0	50.0	56.5	63.0	69.0	75.0	81.5	87.5	95.0	100.0	106.5	112.5	119.0	125.0	131.5	137.5	145.0	150.0	
Input power	Cooling	kW	5.45	7.11	9.75	11.34	14.42	12.56	14.22	16.86	19.50	21.53	24.17	25.76	28.84	26.61	29.25	31.28	33.92	35.95	38.59	40.18	43.26	
	Nominal Heating		4.73	6.00	7.89	8.85	10.54	-	-	-	-	-	-	-	-	-	-	-	-	-	-	-	-	
	Max. Heating		5.70	7.33	9.62	10.90	12.77	13.03	14.66	16.95	19.24	20.10	22.39	23.67	25.54	26.57	28.86	29.72	32.01	32.87	35.16	36.44	38.31	
EER	Cooling		4.11	3.94	3.44	3.53	3.12	4.01	3.94	3.65	3.44	3.39	3.25	3.30	3.12	3.57	3.44	3.40	3.30	3.28	3.20	3.24	3.12	
COP	Nominal Heating	W/W	4.74	4.67	4.25	4.52	4.27	-	-	-	-	-	-	-	-	-	-	-	-	-	-	-	-	
	Max. Heating		4.39	4.30	3.90	4.13	3.92	4.34	4.30	4.07	3.90	4.05	3.91	4.01	3.92	4.01	3.90	4.00	3.91	4.00	3.91	3.98	3.92	
Airflow rate			m³/h	11,100	11,100	11,100	13,000	13,000	11,100 × 2	11,100 × 2	11,100 × 2	11,100 × 2	13,000 + 11,100	13,000 + 11,100	13,000 × 2	13,000 × 2	11,100 × 3	11,100 × 3	13,000 + 11,100 × 2	13,000 + 11,100 × 2	13,000 × 2 + 11,100	13,000 × 2 + 11,100	13,000 × 3	13,000 × 3
Sound pressure level*2/ Power level	Cooling	dB(A)	56 / 75	58 / 76	59 / 79	60 / 81	61 / 81	60 / 79	61 / 79	62 / 81	62 / 82	63 / 82	63 / 83	64 / 84	64 / 84	63 / 83	64 / 84	64 / 84	65 / 85	65 / 85	65 / 85	65 / 86	66 / 86	
	Heating		58 / 76	59 / 77	62 / 82	62 / 82	62 / 82	62 / 80	62 / 80	63 / 83	64 / 85	63 / 83	64 / 85	64 / 85	64 / 85	65 / 86	67 / 87	65 / 86	67 / 87	66 / 86	67 / 87	67 / 87	67 / 87	
Maximum external static pressure			Pa	80	80	80	80	80	80	80	80	80	80	80	80	80	80	80	80	80	80	80	80	
Compressor motor output			kW	7.5	7.5	7.5	11.0	11.0	7.5 × 2	7.5 × 2	7.5 × 2	7.5 × 2	11.0 + 7.5	11.0 + 7.5	11.0 × 2	11.0 × 2	7.5 × 3	7.5 × 3	11.0+7.5 × 2	11.0 + 7.5 × 2	11.0 × 2 + 7.5	11.0 × 2 + 7.5	11.0 × 3	11.0 × 3
Heat exchanger fin				Blue fin	Blue fin	Blue fin	Blue fin	Blue fin	Blue fin	Blue fin	Blue fin	Blue fin	Blue fin	Blue fin	Blue fin	Blue fin	Blue fin	Blue fin	Blue fin	Blue fin	Blue fin	Blue fin	Blue fin	Blue fin
Net Dimensions	Height	mm	1,690	1,690	1,690	1,690	1,690	1,690	1,690	1,690	1,690	1,690	1,690	1,690	1,690	1,690	1,690	1,690	1,690	1,690	1,690	1,690	1,690	
	Width		930	930	930	1,240	1,240	930 × 2	930 × 2	930 × 2	930 × 2	1,240 + 930	1,240 + 930	1,240 × 2	1,240 × 2	930 × 3	930 × 3	1,240 × 930 × 2	1,240 + 930 × 2	1,240 × 2 + 930	1,240 × 2 + 930	1,240 × 3	1,240 × 3	
	Depth		765	765	765	765	765	765	765	765	765	765	765	765	765	765	765	765	765	765	765	765	765	
Weight			kg	262	262	262	286	286	262 × 2	262 × 2	262 × 2	262 × 2	286 + 262	286 + 262	286 × 2	286 × 2	262 × 3	262 × 3	286 + 262 × 2	286 + 262 × 2	286 × 2 + 262	286 × 2 + 262	286 × 3	286 × 3
Refrigerant	Type (Global Warming Potential)		R410A (2,088)	R410A (2,088)	R410A (2,088)	R410A (2,088)	R410A (2,088)	R410A (2,088)	R410A (2,088)	R410A (2,088)	R410A (2,088)	R410A (2,088)	R410A (2,088)	R410A (2,088)	R410A (2,088)	R410A (2,088)	R410A (2,088)	R410A (2,088)	R410A (2,088)	R410A (2,088)	R410A (2,088)	R410A (2,088)	R410A (2,088)	
	Charge	kg(CO2eq-T)	11.8 (24.6)	11.8 (24.6)	11.8 (24.6)	11.8 (24.6)	11.8 (24.6)	11.8 × 2 (24.6 × 2)	11.8 × 2 (24.6 × 2)	11.8 × 2 (24.6 × 2)	11.8 × 2 (24.6 × 2)	11.8 × 2 (24.6 × 2)	11.8 × 2 (24.6 × 2)	11.8 × 2 (24.6 × 2)	11.8 × 2 (24.6 × 2)	11.8 × 3 (24.6 × 3)	11.8 × 3 (24.6 × 3)	11.8 × 3 (24.6 × 3)	11.8 × 3 (24.6 × 3)	11.8 × 3 (24.6 × 3)	11.8 × 3 (24.6 × 3)	11.8 × 3 (24.6 × 3)	11.8 × 3 (24.6 × 3)	
Connection pipe diameter	Liquid	mm	12.70	12.70	12.70	12.70	12.70	15.88	15.88	15.88	15.88	15.88	15.88	19.05	19.05	19.05	19.05	19.05	19.05	19.05	19.05	19.05	19.05	
	Discharge Gas		15.88	19.05	19.05	22.22	22.22	22.22	22.22	22.22	28.58	28.58	28.58	28.58	28.58	28.58	28.58	34.92	34.92	34.92	34.92	34.92	34.92	
	Suction Gas		22.22	22.22	28.58	28.58	28.58	28.58	28.58	34.92	34.92	34.92	34.92	34.92	34.92	34.92	41.27	41.27	41.27	41.27	41.27	41.27	41.27	
Operating Range	Cooling	°CDB	-10 to 46	-10 to 46	-10 to 46	-10 to 46	-10 to 46	-10 to 46	-10 to 46	-10 to 46	-10 to 46	-10 to 46	-10 to 46	-10 to 46	-10 to 46	-10 to 46	-10 to 46	-10 to 46	-10 to 46	-10 to 46	-10 to 46	-10 to 46	-10 to 46	
	Heating		-20 to 21	-20 to 21	-20 to 21	-20 to 21	-20 to 21	-20 to 21	-20 to 21	-20 to 21	-20 to 21	-20 to 21	-20 to 21	-20 to 21	-20 to 21	-20 to 21	-20 to 21	-20 to 21	-20 to 21	-20 to 21	-20 to 21	-20 to 21	-20 to 21	
	Cooling/Heating		-10 to 21	-10 to 21	-10 to 21	-10 to 21	-10 to 21	-10 to 21	-10 to 21	-10 to 21	-10 to 21	-10 to 21	-10 to 21	-10 to 21	-10 to 21	-10 to 21	-10 to 21	-10 to 21	-10 to 21	-10 to 21	-10 to 21	-10 to 21	-10 to 21	

Energy Efficiency Combination

Rating Capacity range		HP	16	22	24	26	28	30	32	34	36	38	40	42	44	
																
Set Model name			AJY144GALBHH	AJY198GALBHH	AJY216GALBHH	AJY234GALBHH	AJY252GALBHH	AJY270GALBHH	AJY288GALBHH	AJY306GALBHH	AJY324GALBHH	AJY342GALBHH	AJY360GALBHH	AJY378GALBHH	AJY396GALBHH	
Unit 1 Unit 2 Unit 3			AJY072GALBH AJY072GALBH	AJY126GALBH AJY072GALBH	AJY072GALBH AJY072GALBH AJY072GALBH	AJY090GALBH AJY090GALBH AJY072GALBH	AJY090GALBH AJY090GALBH AJY072GALBH	AJY090GALBH AJY090GALBH AJY090GALBH	AJY126GALBH AJY090GALBH AJY072GALBH	AJY126GALBH AJY126GALBH AJY090GALBH	AJY126GALBH AJY126GALBH AJY072GALBH	AJY126GALBH AJY126GALBH AJY090GALBH	AJY144GALBH AJY126GALBH AJY090GALBH	AJY126GALBH AJY126GALBH AJY126GALBH	AJY144GALBH AJY126GALBH AJY126GALBH	
Maximum Connectable Indoor Unit*1			34	47	52	56	60	64	64	64	64	64	64	64	64	
Indoor unit connectable capacity		kW	11.2-67.2*3	15.6-93.6*3	16.8-100.8*3	18.2-109.2*3	19.6-117.6*3	21.0-126.0*3	22.6-135.6*3	24.0-144.0*3	25.6-153.6*3	27.0-162.0*3	28.3-169.5*3	30.0-180.0*3	31.3-187.5*3	
Power source			3 phase 4 wire , 400 V, 50Hz										3 phase 4 wire , 400 V, 50Hz			
Capacity	Cooling	kW	44.8	62.4	67.2	72.8	78.4	84.0	90.4	96.0	102.4	108.0	113.0	120.0	125.0	
	Nominal Heating		-	-	-	-	-	-	-	-	-	-	-	-	-	-
	Max. Heating		50.0	70.0	75.0	81.5	88.0	94.5	101.5	108.0	115.0	121.5	126.5	135.0	140.0	
Input power	Cooling	kW	10.90	16.79	16.35	18.01	19.67	21.33	23.90	25.56	28.13	29.79	32.87	34.02	37.10	
	Nominal Heating		-	-	-	-	-	-	-	-	-	-	-	-	-	
	Max. Heating		11.40	16.60	17.10	18.73	20.36	21.99	23.93	25.56	27.50	29.13	31.00	32.70	34.57	
EER	Cooling		4.11	3.72	4.11	4.04	3.99	3.94	3.78	3.76	3.64	3.63	3.44	3.53	3.37	
COP	Nominal Heating	W/W	-	-	-	-	-	-	-	-	-	-	-	-	-	
	Max. Heating		4.39	4.22	4.39	4.35	4.32	4.30	4.24	4.23	4.18	4.17	4.08	4.13	4.05	
Airflow rate		m³/h	11,100 × 2	13,000 + 11,100	11,100 × 3	11,100 × 3	11,100 × 3	11,100 × 3	13,000 + 11,100 × 2	13,000 + 11,100 × 2	13,000 × 2 + 11,100	13,000 × 2 + 11,100	13,000 × 2 + 11,100	13,000 × 3	13,000 × 3	
Sound pressure level*2/ Power level	Cooling	dB(A)	59 / 78	61 / 82	61 / 80	62 / 80	62 / 80	63 / 81	63 / 83	64 / 83	64 / 85	64 / 85	65 / 85	65 / 86	65 / 86	
	Heating		61 / 79	63 / 82	63 / 81	63 / 81	63 / 81	64 / 82	65 / 84	66 / 84	66 / 86	67 / 87	67 / 87	68 / 87		
Maximum external static pressure		Pa	80	80	80	80	80	80	80	80	80	80	80	80	80	
Compressor motor output		kW	7.5 × 2	11.0 + 7.5	7.5 × 3	7.5 × 3	7.5 × 3	7.5 × 3	11.0 + 7.5 × 2	11.0 + 7.5 × 2	11.0 × 2 + 7.5	11.0 × 2 + 7.5	11.0 × 2 + 7.5	11.0 × 3	11.0 × 3	
Heat exchanger fin			Blue fin	Blue fin	Blue fin	Blue fin	Blue fin	Blue fin	Blue fin	Blue fin	Blue fin	Blue fin	Blue fin	Blue fin	Blue fin	
Net Dimensions	Height	mm	1,690	1,690	1,690	1,690	1,690	1,690	1,690	1,690	1,690	1,690	1,690	1,690	1,690	
	Width		930 × 2	1,240 + 930	930 × 3	930 × 3	930 × 3	930 × 3	1,240 + 930 × 2	1,240 + 930 × 2	1,240 × 2 + 930	1,240 + 930 × 3	1,240 × 2 + 930	1,240 × 3	1,240 × 3	
	Depth		765	765	765	765	765	765	765	765	765	765	765	765	765	
Weight		kg	262 × 2	286 + 262	262 × 3	262 × 3	262 × 3	262 × 3	286 + 262 × 2	286 + 262 × 2	286 × 2 + 262	286 × 2 + 262	286 × 2 + 262	286 × 3	286 × 3	
Refrigerant	Type (Global Warming Potential)		R410A (2,088)	R410A (2,088)	R410A (2,088)	R410A (2,088)	R410A (2,088)	R410A (2,088)	R410A (2,088)	R410A (2,088)	R410A (2,088)	R410A (2,088)	R410A (2,088)	R410A (2,088)	R410A (2,088)	
	Charge	kg(CO2eq-1)	11.8 × 2 (24.6 × 2)	11.8 × 2 (24.6 × 2)	11.8 × 3 (24.6 × 3)	11.8 × 3 (24.6 × 3)	11.8 × 3 (24.6 × 3)	11.8 × 3 (24.6 × 3)	11.8 × 3 (24.6 × 3)	11.8 × 3 (24.6 × 3)	11.8 × 3 (24.6 × 3)	11.8 × 3 (24.6 × 3)	11.8 × 3 (24.6 × 3)	11.8 × 3 (24.6 × 3)	11.8 × 3 (24.6 × 3)	
Connection pipe diameter	Liquid	mm	12.70	15.88	15.88	15.88	15.88	19.05	19.05	19.05	19.05	19.05	19.05	19.05	19.05	
	Discharge Gas		22.22	28.58	28.58	28.58	28.58	28.58	28.58	28.58	28.58	34.92	34.92	34.92	34.92	
	Suction Gas		28.58	34.92	34.92	34.92	34.92	34.92	34.92	34.92	34.92	41.27	41.27	41.27	41.27	
	Cooling		-10 to 46	-10 to 46	-10 to 46	-10 to 46	-10 to 46	-10 to 46	-10 to 46	-10 to 46	-10 to 46	-10 to 46	-10 to 46	-10 to 46	-10 to 46	
Operating Range	Heating	°CDB	-20 to 21	-20 to 21	-20 to 21	-20 to 21	-20 to 21	-20 to 21	-20 to 21	-20 to 21	-20 to 21	-20 to 21	-20 to 21	-20 to 21	-20 to 21	
	Cooling/Heating		-10 to 21	-10 to 21	-10 to 21	-10 to 21	-10 to 21	-10 to 21	-10 to 21	-10 to 21	-10 to 21	-10 to 21	-10 to 21	-10 to 21	-10 to 21	

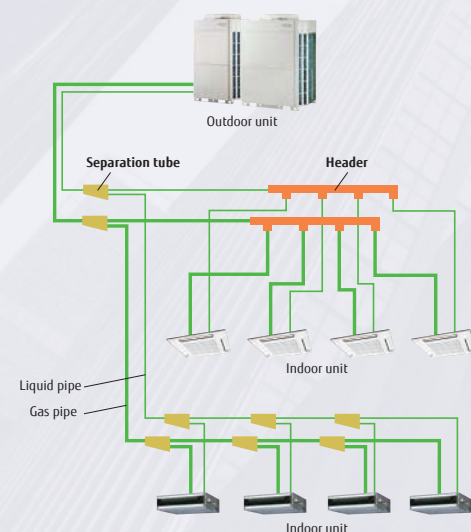
## Heat Pump

Modular Type

# AIRSTAGE™ V-III

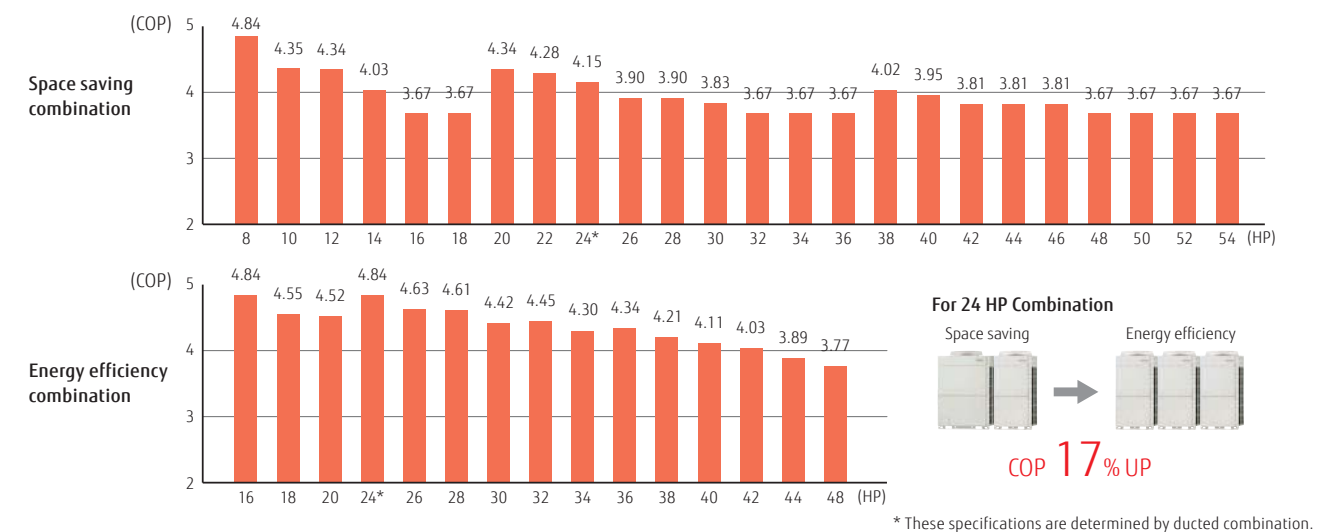
### System configuration example

- This system is used for medium-sized and large buildings. Connecting each outdoor unit makes it possible to create a high capacity system.
- Connection of multiple indoor units using separation tubes and headers.

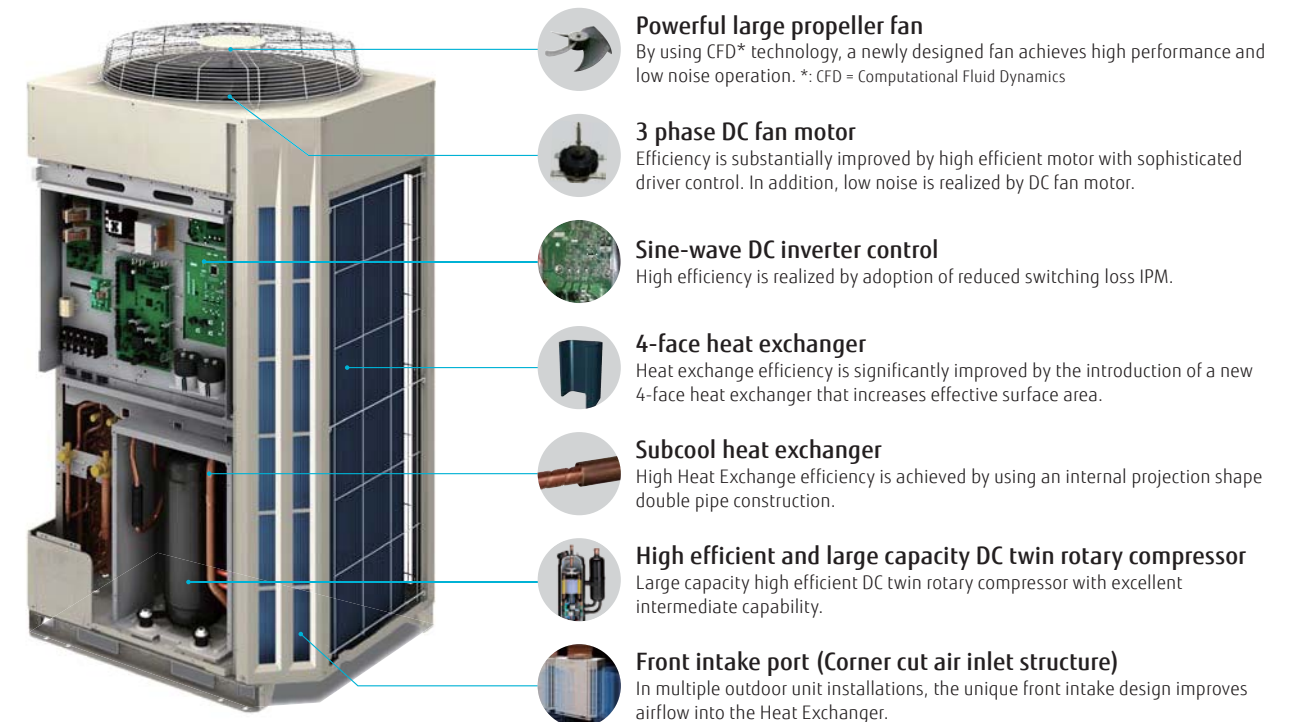


## Efficiency in actual operation

Top class high COP is achieved for all combinations by our unique heat exchanger structure, high efficient DC twin compressor, and our own technologies.



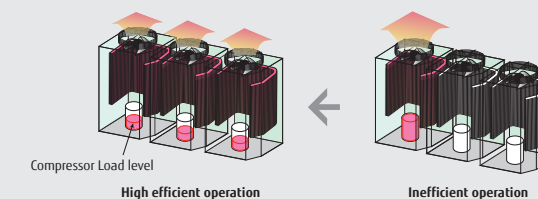
## Energy saving technology that boosted operation efficiency



## Advanced energy saving control

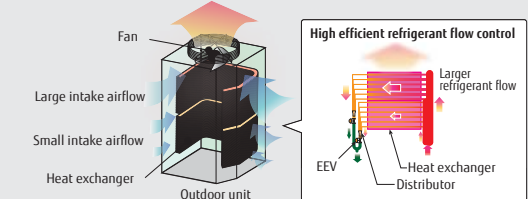
### Multiple outdoor operation control

This control method operates all compressors at part load and distributes refrigerant to all heat exchangers to improve the overall system efficiency.



### Heat exchanger refrigerant control

The efficiency of the top and bottom heat exchanger in the outdoor unit has been improved by adopting an optimum refrigerant path control.





Outdoor units lineup • Combinations other than the followings are not recommended.

Space saving Combinations

22.4kW (8HP)  AJY072LALBH UNIT : AJY072LALBH	28.0kW (10HP)  AJY090LALBH UNIT : AJY090LALBH	33.5kW (12HP)  AJY108LALBH UNIT : AJY108LALBH	40.0kW (14HP)  AJY126LALBH UNIT : AJY126LALBH	45.0kW (16HP)  AJY144LALBH UNIT : AJY144LALBH
50.0 kW (18HP)  AJY162LALBH UNIT : AJY162LALBH	56.0kW (20HP)  AJY180LALBH UNIT : AJY090/090LALBH	62.4 kW (22HP)  AJY198LALBH UNIT : AJY126/072LALBH	68.0 kW (24HP)  AJY216LALBH UNIT : AJY126/090LALBH	73.0 kW (26HP)  AJY234LALBH UNIT : AJY144/090LALBH
78.0 kW (28HP)  AJY252LALBH UNIT : AJY162/090LALBH	85.0 kW (30HP)  AJY270LALBH UNIT : AJY144/126LALBH	90.0 kW (32HP)  AJY288LALBH UNIT : AJY144/144LALBH	95.0 kW (34HP)  AJY306LALBH UNIT : AJY162/144LALBH	100.0 kW (36HP)  AJY324LALBH UNIT : AJY162/162LALBH
106.0 kW (38HP)  AJY342LALBH UNIT : AJY162/090/090LALBH	113.0 kW (40HP)  AJY360LALBH UNIT : AJY144/126/090LALBH	118.0 kW (42HP)  AJY378LALBH UNIT : AJY144/144/090LALBH	123.0 kW (44HP)  AJY396LALBH UNIT : AJY162/144/090LALBH	128.0 kW (46HP)  AJY414LALBH UNIT : AJY162/162/090LALBH
135.0 kW (48HP)  AJY432LALBH UNIT : AJY144/144/144LALBH	140.0 kW (50HP)  AJY450LALBH UNIT : AJY162/144/144LALBH	145.0 kW (52HP)  AJY468LALBH UNIT : AJY162/162/144LALBH	150.0 kW (54HP)  AJY486LALBH UNIT : AJY162/162/162LALBH	

Energy efficiency Combinations

44.8 kW (16HP)  AJY144LALBHH UNIT : AJY072/072LALBH	50.4kW (18HP)  AJY162LALBHH UNIT : AJY090/072LALBH	55.9 kW (20HP)  AJY180LALBHH UNIT : AJY108/072LALBH	67.2 kW (24HP)  AJY216LALBHH UNIT : AJY072/072/072LALBH	72.8 kW (26HP)  AJY234LALBHH UNIT : AJY090/072/072LALBH
78.3 kW (28HP)  AJY252LALBHH UNIT : AJY108/072/072LALBH	84.8 kW (30HP)  AJY270LALBHH UNIT : AJY126/072/072LALBH	89.4 kW (32HP)  AJY288LALBHH UNIT : AJY108/108/072LALBH	95.9 kW (34HP)  AJY306LALBHH UNIT : AJY126/108/072LALBH	100.5 kW (36HP)  AJY324LALBHH UNIT : AJY108/108/108LALBH
107.0 kW (38HP)  AJY342LALBHH UNIT : AJY126/108/108LALBH	113.5 kW (40HP)  AJY360LALBHH UNIT : AJY126/126/108LALBH	120.0 kW (42HP)  AJY378LALBHH UNIT : AJY126/126/126LALBH	125.0 kW (44HP)  AJY396LALBHH UNIT : AJY144/126/108LALBH	130.0 kW (46HP)  AJY414LALBHH UNIT : AJY144/144/126LALBH

8,10HP: AJY072LALBH / AJY090LALBH  
12,14,16,18HP: AJY108LALBH / AJY126LALBH / AJY144LALBH / AJY162LALBH



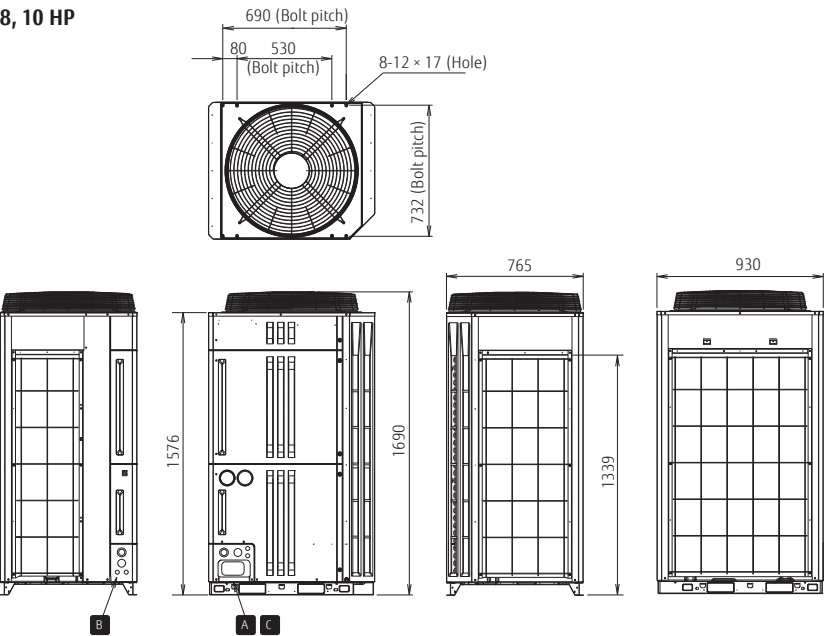
8, 10 HP

12, 14, 16, 18 HP

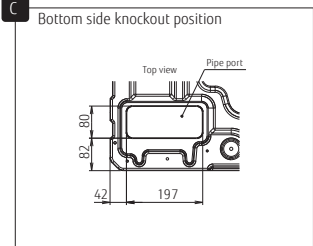
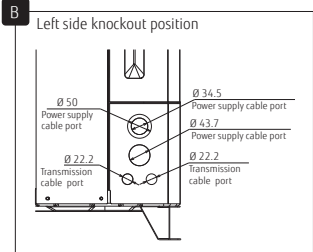
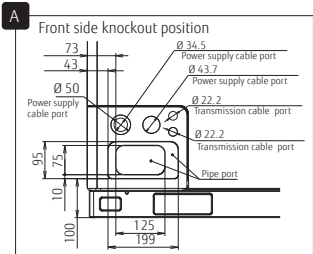
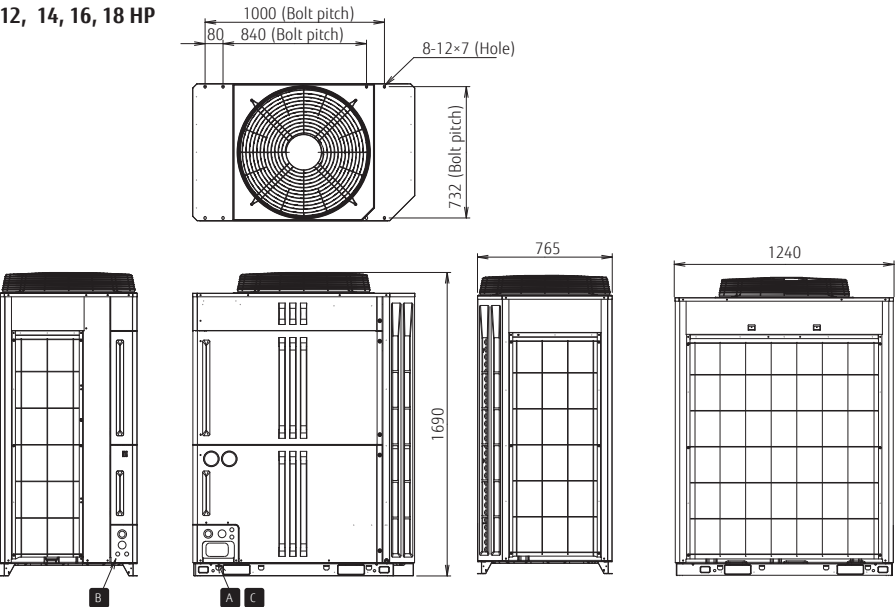
Dimensions

(Unit : mm)

8, 10 HP













12, 14, 16, 18 HP









Outdoor units specifications

Space Saving Combination

Rating Capacity range		HP	8	10	12	14	16	18	20	22	24	26	28	30	32	34	36	38	40	42	44	46	48	50	52	54
																										
Set Model name			AJY072LALBH	AJY090LALBH	AJY108LALBH	AJY126LALBH	AJY144LALBH	AJY162LALBH	AJY180LALBH	AJY198LALBH	AJY216LALBH	AJY234LALBH	AJY252LALBH	AJY270LALBH	AJY288LALBH	AJY306LALBH	AJY324LALBH	AJY342LALBH	AJY360LALBH	AJY378LALBH	AJY396LALBH	AJY414LALBH	AJY432LALBH	AJY450LALBH	AJY468LALBH	AJY486LALBH
Unit 1 Unit 2 Unit 3			AJY072LALBH	AJY090LALBH	AJY108LALBH	AJY126LALBH	AJY144LALBH	AJY162LALBH	AJY090LALBH AJY090LALBH	AJY126LALBH AJY072LALBH	AJY126LALBH AJY090LALBH	AJY144LALBH AJY090LALBH	AJY162LALBH AJY090LALBH	AJY144LALBH AJY126LALBH	AJY144LALBH AJY144LALBH	AJY162LALBH AJY144LALBH	AJY162LALBH AJY162LALBH	AJY162LALBH AJY090LALBH	AJY162LALBH AJY090LALBH	AJY144LALBH AJY126LALBH AJY090LALBH	AJY144LALBH AJY144LALBH	AJY162LALBH AJY144LALBH AJY090LALBH	AJY162LALBH AJY162LALBH	AJY144LALBH AJY144LALBH	AJY162LALBH AJY144LALBH	AJY162LALBH AJY162LALBH
Maximum Connectable Indoor Unit*1			17	21	26	30	34	39	43	47	52	56	60	64	64	64	64	64	64	64	64	64	64	64	64	64
Indoor unit connectable capacity		kW	11.2-33.6	14.0-42.0	16.8-50.2	20.0-60.0	22.5-67.5	25.0-67.5	28.0-84.0	31.2-93.6	34.0-102.0	36.5-109.5	39.0-109.5	42.5-127.5	45.0-135.0	47.5-135.0	50.0-135.0	53.0-151.5	56.5-169.5	59.0-177.0	61.5-177.0	64.0-177.0	67.5-202.5	70.0-202.5	72.5-202.5	75.0-202.5
Power source			3 phase 4 wire, 400 V, 50Hz												3 phase 4 wire, 400 V, 50Hz											
Capacity	Cooling	kW	22.4	28.0	33.5	40.0	45.0	50.0	56.0	62.4	68.0	73.0	78.0	85.0	90.0	95.0	100.0	106.0	113.0	118.0	123.0	128.0	135.0	140.0	145.0	150.0
	Nominal Heating		22.4	28.0	33.5	40.0	45.0	50.0	-	-	-	-	-	-	-	-	-	-	-	-	-	-	-	-	-	-
	Max. Heating		25.0	31.5	37.5	45.0	50.0	50.0	63.0	70.0	76.5	81.5	81.5	95.0	100.0	100.0	100.0	113.0	126.5	131.5	131.5	131.5	150.0	150.0	150.0	150.0
Input power	Cooling	kW	5.20	7.28	8.96	10.96	13.01	16.56	14.56	16.16	18.24	20.29	23.84	23.97	26.02	29.57	33.12	31.12	31.25	33.30	36.85	40.40	39.03	42.58	46.13	49.68
	Nominal Heating		4.31	5.98	7.10	8.97	11.09	13.63	-	-	-	-	-	-	-	-	-	-	-	-	-	-	-	-	-	-
	Max. Heating		5.17	7.25	8.65	11.17	13.63	14.50	16.34	18.42	20.88	20.88	24.80	27.26	27.26	27.26	27.26	28.13	32.05	34.51	34.51	34.51	40.89	40.89	40.89	40.89
EER	Cooling	W/W	4.31	3.85	3.74	3.65	3.46	3.02	3.85	3.86	3.73	3.60	3.27	3.55	3.46	3.21	3.02	3.41	3.62	3.54	3.34	3.17	3.46	3.29	3.14	3.02
COP	Nominal Heating		5.20	4.69	4.72	4.46	4.06	3.67	-	-	-	-	-	-	-	-	-	-	-	-	-	-	-	-	-	-
	Max. Heating		4.84	4.35	4.34	4.03	3.67	3.67	4.34	4.28	4.15	3.90	3.90	3.83	3.67	3.67	3.67	4.02	3.95	3.81	3.81	3.81	3.67	3.67	3.67	3.67
Airflow rate	High	m³/h	11,100	11,100	13,000	13,000	13,700	13,700	11,100 × 2	13,000 + 11,100	13,000 + 11,100	13,700 + 11,100	13,700 + 11,100	13,700 + 13,000	13,700 × 2	13,700 × 2	13,700 × 2	13,700 × 2	13,700 + 11,100 × 2	13,700 + 13,000 × 2	13,700 × 2 + 11,100	13,700 × 2 + 11,100	13,700 × 2 + 11,100	13,700 × 3	13,700 × 3	13,700 × 3
Sound pressure level**/Power level	Cooling Heating	dB(A)	56 / 77 58 / 80	58 / 79 59 / 81	57 / 78 60 / 83	60 / 81 62 / 84	62 / 83 64 / 86	63 / 84 64 / 86	61 / 82 62 / 84	61 / 82 63 / 85	62 / 83 64 / 86	63 / 84 65 / 87	64 / 85 65 / 87	64 / 85 66 / 88	65 / 88 67 / 89	66 / 87 67 / 89	66 / 87 66 / 89	65 / 86 66 / 88	65 / 86 67 / 89	66 / 87 68 / 90	66 / 87 68 / 90	67 / 87 68 / 90	67 / 88 69 / 91	67 / 88 69 / 91	67 / 88 69 / 91	68 / 89 69 / 91
Maximum external static pressure		Pa	82	82	82	82	82	82	82	82	82	82	82	82	82	82	82	82	82	82	82	82	82	82	82	82
Compressor motor output		kW	7.5	7.5	11.0	11.0	11.0	7.5 × 2	11.0 × 7.5	11.0 × 7.5	11.0 × 7.5	11.0 × 7.5	11.0 × 7.5	11.0 × 2	11.0 × 2	11.0 × 2	11.0 × 2	11.0 × 2	11.0 × 7.5 × 2	11.0 × 2 + 7.5	11.0 × 2 + 7.5	11.0 × 2 + 7.5	11.0 × 2 + 7.5	11.0 × 3	11.0 × 3	11.0 × 3
Heat exchanger fin			Blue fin	Blue fin	Blue fin	Blue fin	Blue fin	Blue fin	Blue fin	Blue fin	Blue fin	Blue fin	Blue fin	Blue fin	Blue fin	Blue fin	Blue fin	Blue fin	Blue fin	Blue fin	Blue fin	Blue fin	Blue fin	Blue fin	Blue fin	Blue fin
Net Dimensions	Height	mm	1,690	1,690	1,690	1,690	1,690	1,690	1,690	1,690	1,690	1,690	1,690	1,690	1,690	1,690	1,690	1,690	1,690	1,690	1,690	1,690	1,690	1,690	1,690	1,690
	Width		930	930	1,240	1,240	1,240	930 × 2	1,240 × 930	1,240 × 930	1,240 × 930	1,240 × 930	1,240 × 930	1,240 × 2	1,240 × 2	1,240 × 2	1,240 × 2	1,240 × 2	1,240 × 930 × 2	1,240 × 2 + 930	1,240 × 2 + 930	1,240 × 2 + 930	1,240 × 3	1,240 × 3	1,240 × 3	1,240 × 3
	Depth		765	765	765	765	765	765	765	765	765	765	765	765	765	765	765	765	765	765	765	765	765	765	765	765
Weight		kg	252	252	275	275	275	275	252 × 2	275 + 252	275 + 252	275 + 252	275 + 252	275 × 2	275 × 2	275 × 2	275 × 2	275 × 2	275 + 252 × 2	275 × 2 + 252	275 × 2 + 252	275 × 2 + 252	275 × 2 + 252	275 × 3	275 × 3	275 × 3
Refrigerant	Type (Global Warming Potential)		R410A (2,088)	R410A (2,088)	R410A (2,088)	R410A (2,088)	R410A (2,088)	R410A (2,088)	R410A (2,088)	R410A (2,088)	R410A (2,088)	R410A (2,088)	R410A (2,088)	R410A (2,088)	R410A (2,088)	R410A (2,088)	R410A (2,088)	R410A (2,088)	R410A (2,088)	R410A (2,088)	R410A (2,088)	R410A (2,088)	R410A (2,088)	R410A (2,088)	R410A (2,088)	R410A (2,088)
	Charge	kg(CO2eq-T)	11.7 (24.4)	11.7 (24.4)	11.8 (24.6)	11.8 (24.6)	11.8 (24.6)	11.7 × 2 (24.4 × 2)	11.8 + 11.7 (24.6 + 24.4)	11.8 + 11.7 (24.6 + 24.4)	11.8 + 11.7 (24.6 + 24.4)	11.8 + 11.7 (24.6 + 24.4)	11.8 + 11.7 (24.6 + 24.4)	11.8 × 2 (24.6 × 2)	11.8 × 2 (24.6 × 2)	11.8 × 2 (24.6 × 2)	11.8 × 2 (24.6 × 2)	11.8 + 11.7 × 2 (24.6 + 24.4 × 2)	11.8 × 2 + 11.7 (24.6 × 2 + 24.4)	11.8 × 2 + 11.7 (24.6 × 2 + 24.4)	11.8 × 2 + 11.7 (24.6 × 2 + 24.4)	11.8 × 2 + 11.7 (24.6 × 2 + 24.4)	11.8 × 3 (24.6 × 3)	11.8 × 3 (24.6 × 3)	11.8 × 3 (24.6 × 3)	11.8 × 3 (24.6 × 3)
Connection pipe diameter	Liquid	mm	12.70	12.70	12.70	12.70	12.70	15.88	15.88	15.88	15.88	15.88	15.88	19.05	19.05	19.05	19.05	19.05	19.05	19.05	19.05	19.05	19.05	19.05	19.05	19.05
	Gas		22.22	22.22	28.58	28.58	28.58	28.58	28.58	34.92	34.92	34.92	34.92	34.92	34.92	34.92	41.27	41.27	41.27	41.27	41.27	41.27	41.27	41.27	41.27	41.27
Operating Range	Cooling	°CDB	-15 to 46	-15 to 46	-15 to 46	-15 to 46	-15 to 46	-15 to 46	-5 to 46	-5 to 46	-5 to 46	-5 to 46	-5 to 46	-5 to 46	-5 to 46	-5 to 46	-5 to 46	-5 to 46	-5 to 46	-5 to 46	-5 to 46	-5 to 46	-5 to 46	-5 to 46	-5 to 46	-5 to 46
	Heating		-20 to 21	-20 to 21	-20 to 21	-20 to 21	-20 to 21	-20 to 21	-20 to 21	-20 to 21	-20 to 21	-20 to 21	-20 to 21	-20 to 21	-20 to 21	-20 to 21	-20 to 21	-20 to 21	-20 to 21	-20 to 21	-20 to 21	-20 to 21	-20 to 21	-20 to 21	-20 to 21	-20 to 21

Energy Efficiency Combination

Rating Capacity range		HP	16	18	20	24	26	28	30	32	34	36	38	40	42	44	46	
																		
Set Model name			AJY144LALBHH	AJY162LALBHH	AJY180LALBHH	AJY216LALBHH	AJY234LALBHH	AJY252LALBHH	AJY270LALBHH	AJY288LALBHH	AJY306LALBHH	AJY324LALBHH	AJY342LALBHH	AJY360LALBHH	AJY378LALBHH	AJY396LALBHH	AJY414LALBHH	
Unit 1 Unit 2 Unit 3			AJY072LALBH AJY072LALBH	AJY090LALBH AJY072LALBH	AJY108LALBH AJY072LALBH	AJY072LALBH AJY072LALBH	AJY090LALBH AJY072LALBH	AJY108LALBH AJY072LALBH	AJY126LALBH AJY072LALBH	AJY108LALBH AJY072LALBH	AJY126LALBH AJY072LALBH	AJY108LALBH AJY072LALBH	AJY126LALBH AJY072LALBH	AJY126LALBH AJY126LALBH	AJY126LALBH AJY126LALBH	AJY144LALBH AJY126LALBH	AJY144LALBH AJY126LALBH	
Maximum Connectable Indoor Unit* <sup>1</sup>			34	39	43	52	56	60	64	64	64	64	64	64	64	64	64	
Indoor unit connectable capacity			kW	22.4-67.2	25.2-75.6	28.0-83.8	33.6-100.8	36.4-109.2	39.2-117.4	42.4-127.2	44.7-134.1	48.0-143.8	50.3-150.7	53.5-160.5	56.8-170.2	60.0-180.0	62.5-187.5	65.0-195.0
Power source			3 phase 4 wire, 400 V, 50Hz												3 phase 4 wire, 400 V, 50Hz			
Capacity	Cooling	kW	44.8	50.4	55.9	67.2	72.8	78.3	84.8	89.4	95.9	100.5	107.0	113.5	120.0	125.0	130.0	
	Nominal Heating		-	-	-	-	-	-	-	-	-	-	-	-	-	-	-	
	Max. Heating		50.0	56.5	62.5	75.0	81.5	87.5	95.0	100.0	107.5	112.5	120.0	127.5	135.0	140.0	145.0	
Input power	Cooling	kW	10.40	12.48	14.16	15.60	17.68	19.36	21.36	23.12	25.12	26.88	28.88	30.88	32.88	34.93	36.98	
	Nominal Heating		-	-	-	-	-	-	-	-	-	-	-	-	-	-	-	
	Max. Heating		10.34	12.42	13.82	15.51	17.59	18.99	21.51	22.47	24.99	25.95	28.47	30.99	33.51	35.97	38.43	
EER	Cooling	W/W	4.31	4.04	3.95	4.31	4.12	4.04	3.97	3.87	3.82	3.74	3.70	3.68	3.65	3.58	3.52	
COP	Nominal Heating		-	-	-	-	-	-	-	-	-	-	-	-	-	-	-	
	Max. Heating		4.84	4.55	4.52	4.84	4.63	4.61	4.42	4.45	4.30	4.34	4.21	4.11	4.03	3.89	3.77	
Airflow rate	High	m <sup>3</sup> /h	11,100 × 2	11,100 × 2	13,000 × 11,100	11,100 × 3	11,000 × 3	13,000 × 2 × 11,100	13,000 × 11,100 × 2	13,000 × 2 × 11,100	13,000 × 2 × 11,100	13,000 × 3	13,000 × 3	13,000 × 3	13,000 × 3	13,700 × 2 × 13,000	13,700 × 2 × 13,000	
Sound pressure level* <sup>2/</sup>	Cooling	dB(A)	59 / 80	60 / 81	60 / 81	61 / 82	62 / 83	61 / 82	63 / 84	61 / 82	63 / 84	63 / 83	64 / 84	64 / 85	65 / 88	66 / 87	66 / 87	
Power level	Heating		61 / 83	62 / 84	62 / 85	63 / 85	63 / 85	64 / 86	65 / 87	64 / 87	65 / 88	65 / 88	65 / 88	66 / 88	67 / 89	68 / 90	68 / 90	
Maximum external static pressure			Pa	82	82	82	82	82	82	82	82	82	82	82	82	82	82	
Compressor motor output			kW	7.5 × 2	7.5 × 2	11.0 × 7.5	7.5 × 3	7.5 × 3	11.0 × 7.5 × 2	11.0 × 7.5 × 2	11.0 × 2 × 7.5	11.0 × 2 × 7.5	11.0 × 3	11.0 × 3	11.0 × 3	11.0 × 3	11.0 × 3	
Heat exchanger fin				Blue fin	Blue fin	Blue fin	Blue fin	Blue fin	Blue fin	Blue fin	Blue fin	Blue fin	Blue fin	Blue fin	Blue fin	Blue fin	Blue fin	
Net Dimensions	Height	mm	1,690	1,690	1,690	1,690	1,690	1,690	1,690	1,690	1,690	1,690	1,690	1,690	1,690	1,690	1,690	
	Width		930 × 2	930 × 2	1,240 × 930	930 × 3	930 × 3	1,240 × 930 × 2	1,240 × 930 × 2	1,240 × 2 × 930	1,240 × 2 × 930	1,240 × 3	1,240 × 3	1,240 × 3	1,240 × 3	1,240 × 3	1,240 × 3	
	Depth		765	765	765	765	765	765	765	765	765	765	765	765	765	765	765	
Weight			kg	252 × 2	252 × 2	275 × 252	252 × 3	252 × 3	275 × 252 × 2	275 × 252 × 2	275 × 2 × 252	275 × 3	275 × 3	275 × 3	275 × 3	275 × 3	275 × 3	
Refrigerant	Type (Global Warming Potential)		R410A (2,088)	R410A (2,088)	R410A (2,088)	R410A (2,088)	R410A (2,088)	R410A (2,088)	R410A (2,088)	R410A (2,088)	R410A (2,088)	R410A (2,088)	R410A (2,088)	R410A (2,088)	R410A (2,088)	R410A (2,088)	R410A (2,088)	
	Charge	kg(CO <sub>2</sub> eq-1)	11.7 × 2 (24.4 × 2)	11.7 × 2 (24.4 × 2)	11.8 × 11.7 (24.6 × 24.4)	11.7 × 3 (24.4 × 3)	11.7 × 3 (24.4 × 3)	11.8 × 11.7 × 2 (24.6 × 24.4 × 2)	11.8 × 11.7 × 2 (24.6 × 24.4 × 2)	11.8 × 2 × 11.7 (24.6 × 2 × 24.4)	11.8 × 2 × 11.7 (24.6 × 2 × 24.4)	11.8 × 3 (24.6 × 3)	11.8 × 3 (24.6 × 3)	11.8 × 3 (24.6 × 3)	11.8 × 3 (24.6 × 3)	11.8 × 3 (24.6 × 3)	11.8 × 3 (24.6 × 3)	
Connection pipe diameter	Liquid	mm	12.70	15.88	15.88	15.88	15.88	15.88	19.05	19.05	19.05	19.05	19.05	19.05	19.05	19.05	19.05	
	Gas		28.58	28.58	28.58	34.92	34.92	34.92	34.92	34.92	34.92	41.27	41.27	41.27	41.27	41.27	41.27	
Operating Range	Cooling	°CDB	-5 to 46	-5 to 46	-5 to 46	-5 to 46	-5 to 46	-5 to 46	-5 to 46	-5 to 46	-5 to 46	-5 to 46	-5 to 46	-5 to 46	-5 to 46	-5 to 46	-5 to 46	
	Heating		-20 to 21	-20 to 21	-20 to 21	-20 to 21	-20 to 21	-20 to 21	-20 to 21	-20 to 21	-20 to 21	-20 to 21	-20 to 21	-20 to 21	-20 to 21	-20 to 21	-20 to 21	



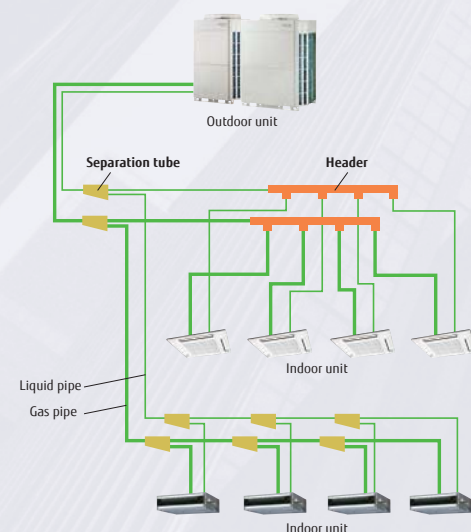
## Heat Pump

Modular Type



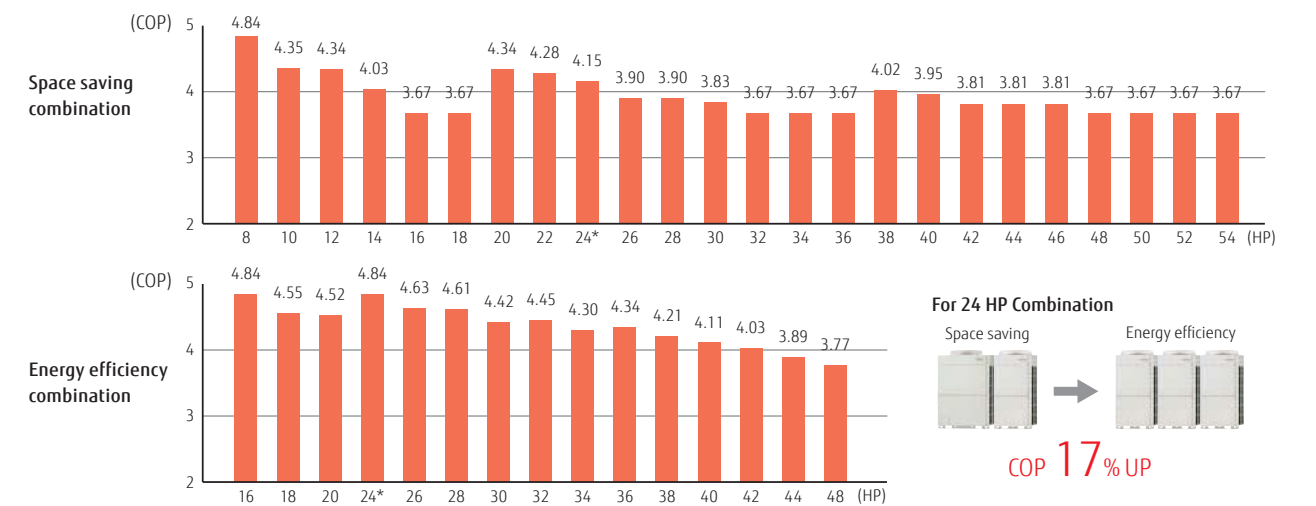
### System configuration example

- This system is used for medium-sized and large buildings. Connecting each outdoor unit makes it possible to create a high-capacity system.
- Connection of multiple indoor units using separation tubes and headers.



## Efficiency in actual operation

Top class high COP(Max. Heating) is realized for all combinations by our unique heat exchanger structure, high efficient DC twin compressor, and other our own technologies.



\* These specifications are determined by ducted combination.

## Heavy anti-corrosion treatment design

### Anti-corrosion coated casing parts

Satisfied the JRA\* heavy anti-corrosion regulation(4002)

\*JRA: Japan Refrigeration Association

### PCB and Electronic components

High ambient temperature compatible electric components. Added silicon coating on all PCB circuits for anti-corrosion.



### High ambient & corrosion compatible

PCB components  
Refrigerant cycle component

### Blue fin heat exchanger

- Hydrophilic coating
- Cobalt Blue protection
- Standard chromate protection
- Aluminium base material

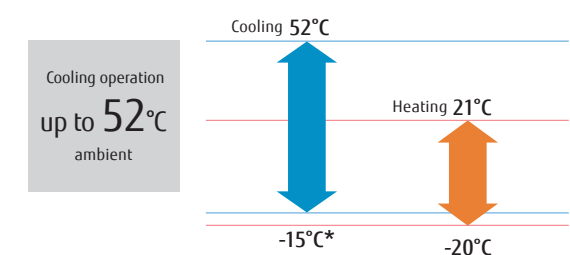
### All screws and hinges

Added zinc chrome acid film treatment.



## High ambient operation design

Possible to operate cooling up to 52°C outdoor temperature by adopting DC fan motor, large propeller fan and large heat exchanger.



\*: When a multiple outdoor unit connection is used, operating range is from -5°C to 52°C in cooling.

Outdoor units lineup • Combinations other than the followings are not recommended.

Space saving Combinations

22.4kW (8HP)  AJY072LNLBH UNIT : AJY072LNLBH	28.0kW (10HP)  AJY090LNLBH UNIT : AJY090LNLBH	33.5kW (12HP)  AJY108LNLBH UNIT : AJY108LNLBH	40.0kW (14HP)  AJY126LNLBH UNIT : AJY126LNLBH	45.0kW (16HP)  AJY144LNLBH UNIT : AJY144LNLBH
50.0kW (18HP)  AJY162LNLBH UNIT : AJY162LNLBH	56.0kW (20HP)  AJY180LNLBH UNIT : AJY090/090LNLBH	62.4kW (22HP)  AJY198LNLBH UNIT : AJY126/072LNLBH	68.0kW (24HP)  AJY216LNLBH UNIT : AJY126/090LNLBH	73.0kW (26HP)  AJY234LNLBH UNIT : AJY144/090LNLBH
78.0kW (28HP)  AJY252LNLBH UNIT : AJY162/090LNLBH	85.0kW (30HP)  AJY270LNLBH UNIT : AJY144/126LNLBH	90.0kW (32HP)  AJY288LNLBH UNIT : AJY144/144LNLBH	95.0kW (34HP)  AJY306LNLBH UNIT : AJY162/144LNLBH	100.0kW (36HP)  AJY324LNLBH UNIT : AJY162/162LNLBH
106.0kW (38HP)  AJY342LNLBH UNIT : AJY162/090/090LNLBH	113.0kW (40HP)  AJY360LNLBH UNIT : AJY144/126/090LNLBH	118.0kW (42HP)  AJY378LNLBH UNIT : AJY144/144/090LNLBH	123.0kW (44HP)  AJY396LNLBH UNIT : AJY162/144/090LNLBH	128.0kW (46HP)  AJY414LNLBH UNIT : AJY162/162/090LNLBH
135.0kW (48HP)  AJY432LNLBH UNIT : AJY144/144/144LNLBH	140.0kW (50HP)  AJY450LNLBH UNIT : AJY162/144/144LNLBH	145.0kW (52HP)  AJY468LNLBH UNIT : AJY162/162/144LNLBH	150.0kW (54HP)  AJY486LNLBH UNIT : AJY162/162/162LNLBH	

Energy efficiency Combinations

44.8kW (16HP)  AJY144LNLBHH UNIT : AJY072/072LNLBH	50.4kW (18HP)  AJY162LNLBHH UNIT : AJY090/072LNLBH	55.9kW (20HP)  AJY180LNLBHH UNIT : AJY108/072LNLBH	67.2kW (24HP)  AJY216LNLBHH UNIT : AJY072/072/072LNLBH	72.8kW (26HP)  AJY234LNLBHH UNIT : AJY090/072/072LNLBH
78.3kW (28HP)  AJY252LNLBHH UNIT : AJY108/072/072LNLBH	84.8kW (30HP)  AJY270LNLBHH UNIT : AJY126/072/072LNLBH	89.4kW (32HP)  AJY288LNLBHH UNIT : AJY108/108/072LNLBH	95.9kW (34HP)  AJY306LNLBHH UNIT : AJY126/108/072LNLBH	100.5kW (36HP)  AJY324LNLBHH UNIT : AJY108/108/108LNLBH
107.0kW (38HP)  AJY342LNLBHH UNIT : AJY126/108/108LNLBH	113.5kW (40HP)  AJY360LNLBHH UNIT : AJY126/126/108LNLBH	120.0kW (42HP)  AJY378LNLBHH UNIT : AJY126/126/126LNLBH	125.0kW (44HP)  AJY396LNLBHH UNIT : AJY144/126/126LNLBH	130.0kW (46HP)  AJY414LNLBHH UNIT : AJY144/144/126LNLBH

8,10HP : AJY072LNLBH / AJY090LNLBH  
12,14,16,18HP : AJY108LNLBH / AJY126LNLBH / AJY144LNLBH / AJY162LNLBH

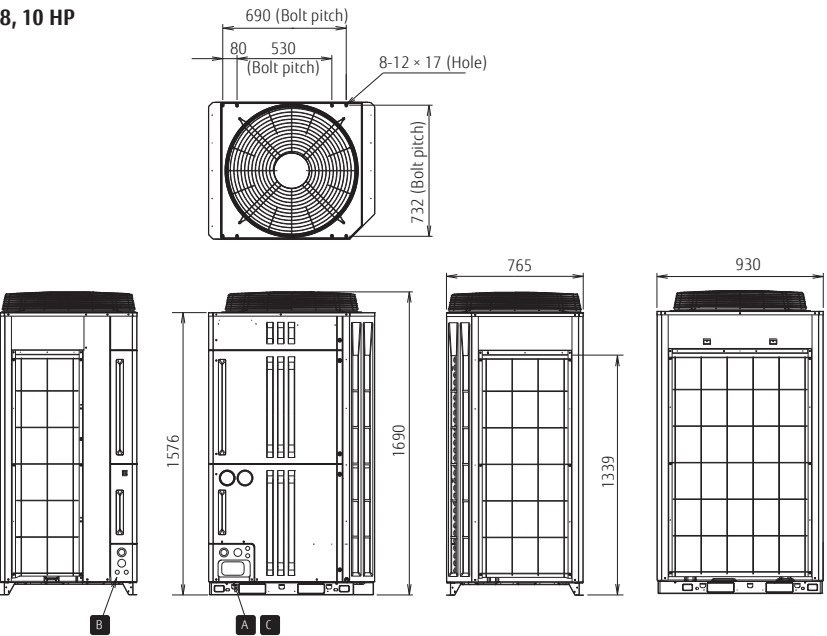


8, 10 HP                      12, 14, 16, 18 HP

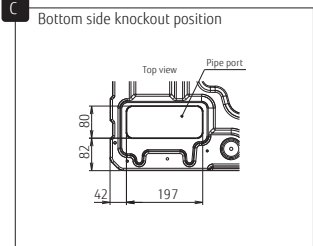
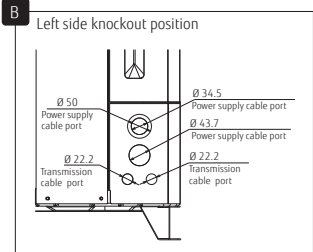
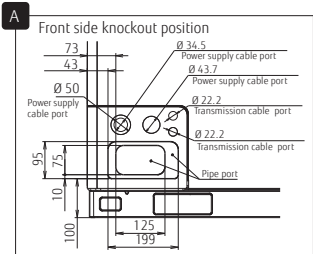
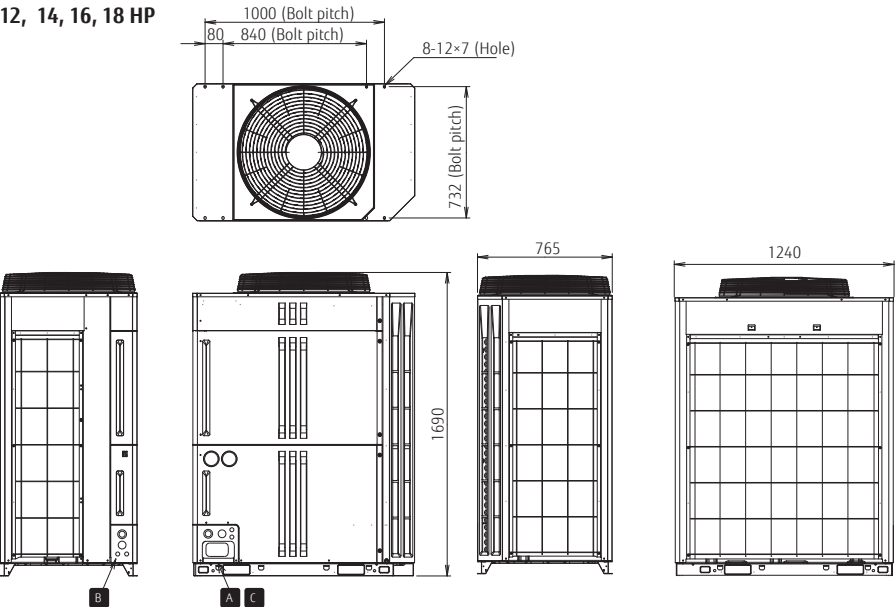
Dimensions

(Unit : mm)

8, 10 HP














12, 14, 16, 18 HP





Outdoor units specifications

Space Saving Combination

Rating Capacity range				HP	8	10	12	14	16	18	20	22	24	26	28	30	32	34	36	38	40	42	44	46	48	50	52	54																																																																																																																																																																																																																																																																																																																																																																																																																																																																																																																																																																																																																																																																																																																																																																																																																																																																																																																																																																																																																																																																																																																																																																																																																																																																																																																																																																																																																																																																																																																																																																																																																																																																																																																																																																																																																																																																																																																																																																																																																																																																																																																																																																																																																																																																																																																																																																																																																																																																																																																																																																																																																																																																																																																																																																																																																																																																																																																																																																																																																																																																																																																																																																																																																																																																																																																																																																																																																																																																																																																																																																							
																																																																																																																																																																																																																																																																																																																																																																																																																																																																																																																																																																																																																																																																																																																																																																																																																																																																																																																																																																																																																																																																																																																																																																																																																																																																																																																																																																																																																																																																																																																																																																																																																																																																																																																																																																																																																																																																																																																																																																																																																																																																																																																																																																																																																																																																																																																																																																																																																																																																																																																																																																																																																																																																																																																																																																																																																																																																																																																																																																																																																																																																																																																																																																																																																																																																																																																																																																																																																																																																																																																																																																																																			
Set Model name				AJY072NLNBH												AJY090NLNBH												AJY108NLNBH												AJY126NLNBH												AJY144NLNBH												AJY162NLNBH												AJY180NLNBH												AJY198NLNBH												AJY216NLNBH												AJY234NLNBH												AJY252NLNBH												AJY270NLNBH												AJY288NLNBH												AJY306NLNBH												AJY324NLNBH												AJY342NLNBH												AJY360NLNBH												AJY378NLNBH												AJY396NLNBH												AJY414NLNBH												AJY432NLNBH												AJY450NLNBH												AJY468NLNBH												AJY486NLNBH																																																																																																																																																																																																																																																																																																																																																																																																																																																																																																																																																																																																																																																																																																																																																																																																																																																																																																																																																																																																																																																																																																																																																																																																																																																																																																																																																																																																																																																																																																																																																																																																																																																																																																																																																																																																																																																																																																																																																																																																																																																																																																																																																																																																																																																																																																																																																																																																																																																																																																																																																																																																																																																																																																																																																																																																																																																																																																																																																																																																																																																																																																																																																																																																																																																																																																											
Unit 1 Unit 2 Unit 3				AJY072NLNBH												AJY090NLNBH												AJY108NLNBH												AJY126NLNBH												AJY144NLNBH												AJY162NLNBH												AJY090NLNBH												AJY126NLNBH												AJY126NLNBH												AJY144NLNBH												AJY144NLNBH												AJY162NLNBH												AJY090NLNBH												AJY126NLNBH												AJY126NLNBH												AJY144NLNBH												AJY144NLNBH												AJY162NLNBH												AJY162NLNBH												AJY162NLNBH												AJY162NLNBH												AJY162NLNBH												AJY162NLNBH												AJY162NLNBH												AJY162NLNBH												AJY162NLNBH												AJY162NLNBH												AJY162NLNBH												AJY162NLNBH												AJY162NLNBH												AJY162NLNBH												AJY162NLNBH												AJY162NLNBH												AJY162NLNBH												AJY162NLNBH												AJY162NLNBH												AJY162NLNBH												AJY162NLNBH												AJY162NLNBH												AJY162NLNBH												AJY162NLNBH												AJY162NLNBH												AJY162NLNBH												AJY162NLNBH												AJY162NLNBH												AJY162NLNBH												AJY162NLNBH												AJY162NLNBH												AJY162NLNBH												AJY162NLNBH												AJY162NLNBH												AJY162NLNBH												AJY162NLNBH												AJY162NLNBH												AJY162NLNBH												AJY162NLNBH												AJY162NLNBH												AJY162NLNBH												AJY162NLNBH												AJY162NLNBH												AJY162NLNBH												AJY162NLNBH												AJY162NLNBH												AJY162NLNBH												AJY162NLNBH												AJY162NLNBH												AJY162NLNBH												AJY162NLNBH												AJY162NLNBH												AJY162NLNBH												AJY162NLNBH												AJY162NLNBH												AJY162NLNBH												AJY162NLNBH												AJY162NLNBH												AJY162NLNBH												AJY162NLNBH												AJY162NLNBH												AJY162NLNBH												AJY162NLNBH												AJY162NLNBH												AJY162NLNBH												AJY162NLNBH												AJY162NLNBH												AJY162NLNBH												AJY162NLNBH												AJY162NLNBH												AJY162NLNBH												AJY162NLNBH												AJY162NLNBH												AJY162NLNBH												AJY162NLNBH												AJY162NLNBH												AJY162NLNBH												AJY162NLNBH												AJY162NLNBH												AJY162NLNBH												AJY162NLNBH												AJY162NLNBH												AJY162NLNBH												AJY162NLNBH												AJY162NLNBH												AJY162NLNBH												AJY162NLNBH												AJY162NLNBH												AJY162NLNBH												AJY162NLNBH												AJY162NLNBH												AJY162NLNBH												AJY162NLNBH												AJY162NLNBH												AJY162NLNBH												AJY162NLNBH												AJY162NLNBH												AJY162NLNBH												AJY162NLNBH												AJY162NLNBH												AJY162NLNBH												AJY162NLNBH												AJY162NLNBH												AJY162NLNBH												AJY162NLNBH												AJY162NLNBH												AJY162NLNBH												AJY162NLNBH												AJY162NLNBH												AJY162NLNBH												AJY162NLNBH												AJY162NLNBH												AJY162NLNBH												AJY162NLNBH												AJY162NLNBH												AJY162NLNBH												AJY162NLNBH												AJY162NLNBH												AJY162NLNBH												AJY162NLNBH												AJY162NLNBH												AJY162NLNBH												AJY162NLNBH												AJY162NLNBH												AJY162NLNBH												AJY162NLNBH												AJY162NLNBH												AJY162NLNBH												AJY162NLNBH												AJY162NLNBH												AJY162NLNBH												AJY162NLNBH												AJY162NLNBH												AJY162NLNBH												AJY162NLNBH												AJY162NLNBH												AJY162NLNBH												AJY162NLNBH												AJY162NLNBH												AJY162NLNBH												AJY162NLNBH												AJY162NLNBH												AJY162NLNBH												AJY162NLNBH												AJY162NLNBH												AJY162NLNBH												AJY162NLNBH												AJY162NLNBH												AJY162NLNBH												AJY162NLNBH												AJY162NLNBH												AJY162NLNBH												AJY162NLNBH												AJY162NLNBH												AJY162NLNBH												AJY162NLNBH												AJY162NLNBH												AJY162NLNBH												AJY162NLNBH												AJY162NLNBH												AJY162NLNBH												AJY162NLNBH												AJY162NLNBH												AJY162NLNBH												AJY162NLNBH												AJY162NLNBH												AJY162NLNBH												AJY162NLNBH												AJY162NLNBH												AJY162NLNBH												AJY162NLNBH												AJY162NLNBH												AJY162NLNBH												AJY162NLNBH												AJY162NLNBH												AJY162NLNBH												AJY162NLNBH												AJY162NLNBH												AJY162NLNBH												AJY162NLNBH												AJY162NLNBH												AJY162NLNBH												AJY162NLNBH												AJY162NLNBH												AJY162NLNBH												AJY162NLNBH												AJY162NLNBH												AJY162NLNBH												AJY162NLNBH												AJY162NLNBH												AJY162NLNBH												AJY162NLNBH												AJY162NLNBH												AJY162NLNBH												AJY162NLNBH												AJY162NLNBH												AJY162NLNBH												AJY162NLNBH												AJY162NLNBH												AJY162NLNBH												AJY162NLNBH												AJY162NLNBH												AJY162NLNBH												AJY162NLNBH												AJY162NLNBH												AJY162NLNBH												AJY162NLNBH												AJY162NLNBH												AJY162NLNBH												AJY162NLNBH												AJY162NLNBH												AJY162NLNBH												AJY162NLNBH												AJY162NLNBH												AJY162NLNBH												AJY162NLNBH												AJY162NLNBH												AJY162NLNBH												AJY162NLNBH												AJY162NLNBH												AJY162NLNBH												AJY162NLNBH												AJY162NLNBH												AJY162NLNBH												AJY162NLNBH												AJY162NLNBH												AJY162NLNBH												AJY162NLNBH												AJY162NLNBH												AJY162NLNBH												AJY162NLNBH												AJY162NLNBH												AJY162NLNBH												AJY162NLNBH												AJY162NLNBH												AJY162NLNBH												AJY162NLNBH												AJY162NLNBH												AJY162NLNBH												AJY162NLNBH												AJY162NLNBH												AJY162NLNBH												AJY162NLNBH												AJY162NLNBH												AJY162NLNBH												AJY162NLNBH												AJY162NLNBH												AJY162NLNBH												AJY162NLNBH												AJY162NLNBH												AJY162NLNBH												AJY162NLNBH												AJY162NLNBH												AJY162NLNBH												AJY162NLNBH												AJY162NLNBH												AJY162NLNBH												AJY162NLNBH												AJY162NLNBH												AJY162NLNBH												AJY162NLNBH												AJY162NLNBH												AJY162NLNBH												AJY162NLNBH												AJY162NLNBH												AJY162NLNBH												AJY162NLNBH												AJY162NLNBH												AJY162NLNBH												AJY162NLNBH												AJ											

# VRF INDOOR UNITS

20 types and 97 models available to meet the requirements of any building design.























The AIRSTAGE™ indoor units were developed to be highly efficient, compact, low noise and to have user friendly operation. With a variety of indoor units and capacities available, Fujitsu General has an indoor unit to match any requirement which is easy to install and maintain. Further, a variety of options are available to achieve an air conditioning environment that is more desirable from the user's perspective.

- Vn-060 INDOOR UNITS LINE-UP
- Vn-062 1-Way Flow Cassette
- Vn-064 3D Flow Cassette
- Vn-066 Compact Cassette (Grid type / Standard type)
- Vn-068 Cassette Slim type (Circular Flow / 4-way Flow)
- Vn-072 Cassette Large type (Circular Flow / 4-way Flow)
- Vn-076 Low Static Pressure Duct / Mini Duct
- Vn-078 Low Static Pressure Duct / Slim Duct / Slim Concealed Floor
- Vn-082 Medium Static Pressure Duct
- Vn-088 High Static Pressure Duct
- Vn-092 Compact Floor
- Vn-094 Floor / Ceiling
- Vn-096 Ceiling
- Vn-098 Wall Mounted (EEV Internal / external)





VRF Indoor Unit Lineup

Capacity range (kW)				1.1	2.2	2.8	3.6		4.0	4.5	5.6	7.1	9.0	10.0	11.2	12.5	14.0	18.0	22.4	25.0	28.0
Class				4	7	9	12		14	14	18	24	30	34	36	45	54	60	72	90	96
Cassette	Compact type	Compact Grid type / Standard type		AUXB 004 GLEH	AUXB 007 GLEH	AUXB 009 GLEH	AUXB 012 GLEH			AUXB 014 GLEH	AUXB 018 GLEH	AUXB 024 GLEH									
	Slim type	Circular Flow				AUXN 009 GLAH**4*6	AUXN 012 GLAH**4*6			AUXN 014 GLAH**4*6	AUXM 018 GLEH	AUXM 024 GLEH	AUXM 030 GLEH								
		4-way Flow									AUXD 18 GALH	AUXD 24 GALH									
	Large type	Circular Flow									AUXK 018 GLEH	AUXK 024 GLEH	AUXK 030 GLEH	AUXK 034 GLEH	AUXK 036 GLEH	AUXK 045 GLEH	AUXK 054 GLEH				
		4-way Flow									AUXA 18 GALH*2	AUXA 24 GALH*2	AUXA 30 GALH	AUXA 34 GALH	AUXA 36 GALH	AUXA 45 GALH	AUXA 54 GALH				
	One-way Flow type	One-way Flow	 004 - 012    014 - 024	AUXV 004 GLEH	AUXV 007 GLEH	AUXV 009 GLEH	AUXV 012 GLEH			AUXV 014 GLEH	AUXV 018 GLEH	AUXV 024 GLEH									
	3D Flow type	3D Flow									AUXS 018 GLEH	AUXS 024 GLEH									
Duct	Low Static Pressure Duct	Mini Duct (With drain pump)	 004 - 014    018    024	ARXK 004 GLGH	ARXK 007 GLGH	ARXK 009 GLGH	ARXK 012 GLGH			ARXK 014 GLGH	ARXK 018 GLGH	ARXK 024 GLGH									
		Slim Duct (With drain pump)	 04 / 007 - 014    018    024	ARXD 04 GALH*3	ARXD 007 GLEH	ARXD 009 GLEH	ARXD 012 GLEH			ARXD 014 GLEH	ARXD 018 GLEH	ARXD 024 GLEH									
		Slim Duct High Efficiency*6	 009 - 014    018			ARXP 009 GLAH*5	ARXP 012 GLAH*5			ARXP 014 GLAH*5	ARXP 018 GLAH*7										
	Medium Static Pressure Duct	Normal										ARXA 024 GLEH	ARXA 030 GLEH		ARXA 036 GLEH	ARXA 045 GLEH					
		High Efficiency*6									ARXQ 018 GTAH*2	ARXQ 024 GTAH*2									
		High Efficiency*6										ARXP 024 GTAH*7	ARXP 030 GTAH*7								
	High Static Pressure Duct	Normal	 036 / 45 - 60    072 - 090    096												ARXC 036 GTEH	ARXC 45 GATH		ARXC 60 GATH*1	ARXC 072 GTEH*1	ARXC 090 GTEH*1	ARXC 096 GTEH*1
		High Efficiency*6											ARXQ 030 GTAH*2								
Floor	Floor (*Same as Ceiling models)						ABYA 012 GTEH			ABYA 014 GTEH	ABYA 018 GTEH	ABYA 024 GTEH									
	Slim Concealed Floor (*Same as Slim Duct models)	 04 / 007 - 014    018    024		ARXD 04 GALH*3	ARXD 007 GLEH	ARXD 009 GLEH	ARXD 012 GLEH			ARXD 014 GLEH	ARXD 018 GLEH	ARXD 024 GLEH									
	Compact Floor			AGYA 004 GCGH	AGYA 007 GCGH	AGYA 009 GCGH	AGYA 012 GCGH		AGYA 014 GCGH												
	Compact Floor (EEV external)			AGYE 004 GCEH	AGYE 007 GCEH	AGYE 009 GCEH	AGYE 012 GCEH		AGYE 014 GCEH												
				With this model, connection of EV kit is necessary.																	
Ceiling			 012 - 024    030 - 054				ABYA 012 GTEH			ABYA 014 GTEH	ABYA 018 GTEH	ABYA 024 GTEH	ABYA 030 GTEH		ABYA 036 GTEH	ABYA 045 GTEH	ABYA 054 GTEH				
Wall Mounted	Wall Mounted	 004 - 014    18 - 24    030 - 034		ASYA 004 GCGH	ASYA 007 GCGH	ASYA 009 GCGH	ASYA 012 GCGH		ASYA 014 GCGH		ASYA 18 GBCH	ASYA 24 GBCH	ASYA 030 GTEH	ASYA 034 GTEH							
	Wall Mounted (EEV external)	 004 - 014		ASYE 004 GCEH	ASYE 007 GCEH	ASYE 009 GCEH	ASYE 012 GCEH		ASYE 014 GCEH												
				With this model, connection of EV kit is necessary.																	

\*1: ARXC60/072/090/096G cannot be connected to J-IVS / J-IV Series.

\*2: AUXA18/24GALH, ARXQ018/024/030GTAH type can be connected to VR-IV / V-III Series only.

\*3: ARXD04GALH cannot be connected to J-IVS / J-IV / J-IVL / VR-IV Series.

\*4: AUXN009/012/014GLAH can be connected to J-IVS / J-IV Series only.

\*5: ARXP009/012/014GLAH can be connected to J-IVS / J-IV / J-IVL Series only.

\*6: Production by order

\*7: ARXP018GLAH, ARXP024/030GTAH can be connected to J-IVL Series only.

Specifications and design are subject to change without notice.

Cassette  
One-way Flow type




Compact chassis size

Their compact sizes make it easy to install them in a variety of commercial locations and environments.

- The chassis is less than 200 mm high in every model.
- All 4 to 12kBtu models are less than 1,000 mm wide.
- The chassis depth is 570 mm, which fits nicely into a grid ceiling.

Dimensions (Panel size) <span>(Unit : mm)</span>							
	4	7	9	12	14	18	24
H		198 (43)				198 (43)	
W		785 (950)				1,190 (1,360)	
D		570 (620)				570 (620)	



Wide airflow range


The large flap with triangularly arrayed louvers has a wider movable range and directs an airflow to the furthest corners of the room.



In cooling mode, the horizontal airflow reaches the furthest corners of the room and avoids hitting human bodies directly in order to provide comfortable air conditioning.



In heating mode, the warm air is directed downward toward the floor to warm the occupants' feet and lower bodies while keeping their heads relatively cool.



Note: This is a conceptual drawing. Air conditioning performance may vary depending on installation, room size, and the distance from the wall.

Low noise operation

They produce little noise during operation, which makes them an ideal choice for use in hotel rooms.



Model : AUXV004GLEH / AUXV007GLEH / AUXV009GLEH  
AUXV012GLEH / AUXV014GLEH / AUXV018GLEH  
AUXV024GLEH



AUXV004/007/009/012GLEH



AUXV014/018/024GLEH

Specifications

Model name			AUXV004GLEH	AUXV007GLEH	AUXV009GLEH	AUXV012GLEH	AUXV014GLEH	AUXV018GLEH	AUXV024GLEH	
Power source			Single phase, ~230V, 50Hz							
Capacity	Cooling	kW	1.1	2.2	2.8	3.6	4.5	5.6	7.1	
	Heating		1.3	2.8	3.2	4.0	5.0	6.3	8.0	
Input power		W	30/30	42/42	42/42	60/60	38/38	56/56	99/99	
Airflow rate*	High	m³/h	460	550	550	670	720	890	1,150	
	Med-High		440	440	440	520	660	840	1,020	
	Med		420	420	420	480	630	770	940	
	Med-Low		400	400	400	450	600	710	790	
	Low		380	380	380	410	580	660	700	
	Quiet		360	360	360	360	550	580	610	
Sound pressure level*	High	dB(A)	38	42	42	45	37	44	49	
	Med-High		37	37	37	41	36	43	47	
	Med		36	36	36	39	35	40	45	
	Med-Low		35	35	35	38	34	38	42	
	Low		33	33	33	36	33	36	39	
	Quiet		32	32	32	32	32	34	36	
Net Dimensions (H × W × D)		mm	198 × 785 × 570	198 × 785 × 570	198 × 785 × 570	198 × 785 × 570	198 × 1,190 × 570	198 × 1,190 × 570	198 × 1,190 × 570	
Weight		kg(lbs)	18 (40)	19 (42)	19 (42)	19 (42)	26 (57)	26 (57)	27 (60)	
Connection pipe diameter	Liquid (Flare)	mm	6.35	6.35	6.35	6.35	6.35	6.35	9.52	
	Gas (Flare)		9.52	9.52	9.52	12.70	12.70	12.70	15.88	
Drain hose diameter (I.D./O.D.)			25/32							
Cassette Grille	Model name		UTG-UNYA-W				UTG-UNYB-W			
	Net Dimensions (H×W×D)		mm	43 × 950 × 620				43 × 1,360 × 620		
	Weight		kg(lbs)	6.5 (14.5)				8.5 (18.0)		

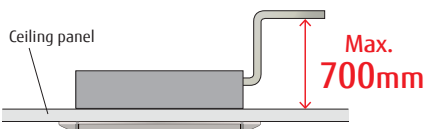
Note : Specifications are based on the following conditions.  
Cooling : Indoor temperature of 27°CDB / 19°CWB, and outdoor temperature of 35°CDB / 24°CWB.  
Heating : Indoor temperature of 20°CDB / (15°CWB), and outdoor temperature of 7°CDB / 6°CWB.  
Pipe length : 7.5 m; Height difference between outdoor unit and indoor unit : 0 m. Voltage : 230 [V].

Optional parts

Wireless LAN Interface: UTY-TFSXZ1  
IR Receiver Unit: UTY-TRHX  
Cassette Grille: UTG-UNYA-W / UTG-UNYB-W  
External Power Supply Unit: UTZ-GXXA

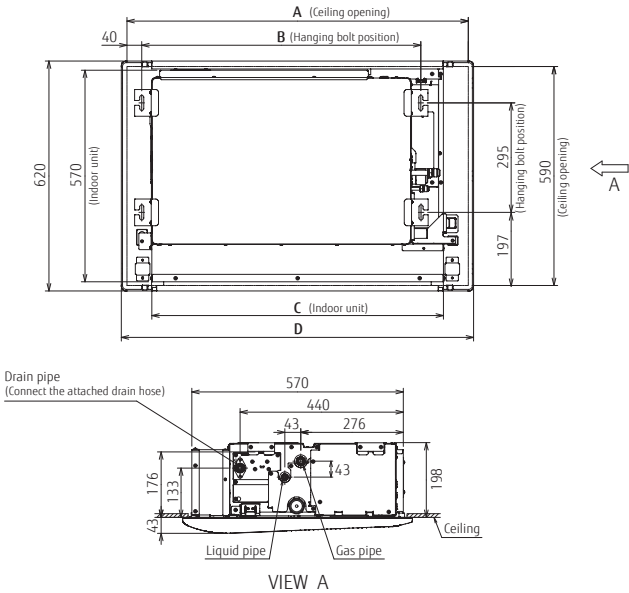
Flexible Installation

By using new L-type piping kit, more flexible installation is possible.  
Built-in drain pump as standard accessory, which enable to have maximum 700m piping height difference from the ceiling.



Dimensions

(Unit : mm)



	AUXV004-012	AUXV014-024
A	920	1,330
B	752	1,152
C	785	1,190
D	950	1,360



3D Flow Cassette



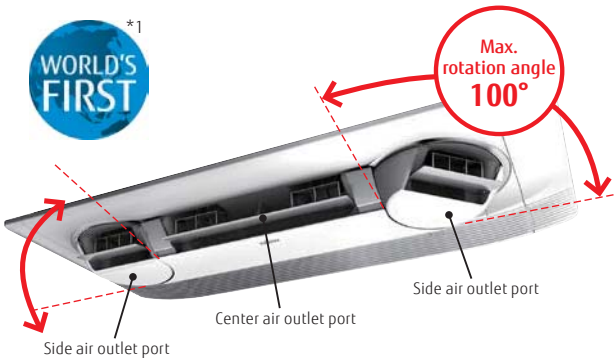
3 Air Outlet Ports can be controlled individually

Using the “Comfortable airflow setting” function allows the left and right air outlet ports and the wide center air outlet ports to automatically create a comfortable space for improved comfort.

Temperature distribution during cooling and heating (when set to comfortable airflow)

**Cooling:** When cooling operation is stable with an outside air temperature of 35°C, a set temperature of 18°C and an air volume set to “Hi” in a 40m<sup>2</sup> environmental our test room for the AUXS024GLEH


**Heating:** When heating operation is stable with an outside air temperature of 7°C, a set temperature of 30°C and an air volume set to “Hi” in a 40m<sup>2</sup> environmental our test room for the AUXS024GLEH



\*1: Announced 2018. In room air conditioner for the home (our company's investigation)

Individual airflow setting

Equipped with an “Individual airflow setting” function that optimizes the airflow setting in accordance with the installation location.



Individual air outlet port control

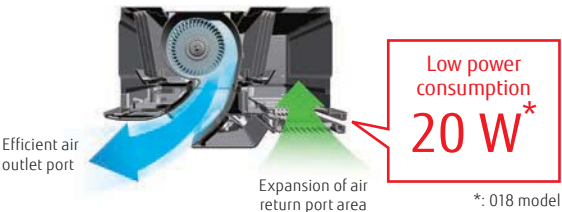
“Individual airflow setting” is possible using the Wired Remote Controller (Touch Panel) and Central Remote Controller\*. The airflow of the respective air outlet ports can be individually set.



\*Wired Remote Controller (Touch Panel) (UTY-RNRYZ5) and Central remote controller (UTY-DCGY22) only

High Energy Saving

The “New structural design” featuring large intake and smooth output reduces air blowing loss to achieve top class energy saving.



Model : AUXS018GLEH / AUXS024GLEH



Specifications

Model name			AUXS018GLEH		AUXS024GLEH	
Power source			Single phase, ~230V, 50Hz			
Capacity	Cooling	kW	5.60		7.10	
	Heating		6.30		8.00	
Input power		W	20/28		34/43	
Airflow rate*	High	m³/h	750/870		950/1,040	
	Med-High		710/830		890/990	
	Med		690/780		860/930	
	Med-Low		660/740		810/880	
	Low		630/700		770/840	
	Quiet		540/540		540/540	
Sound pressure level*	High	dB(A)	38/41		43/46	
	Med-High		36/40		42/45	
	Med		35/39		41/43	
	Med-Low		35/37		40/42	
	Low		33/36		38/40	
	Quiet		29/29		29/29	
Net Dimensions (H × W × D)		mm	200 × 1,240 × 500		200 × 1,240 × 500	
Weight		kg(lbs)	25 (55)		25 (55)	
Connection pipe diameter	Liquid (Flare)	mm	6.35		9.52	
	Gas (Flare)		12.70		15.88	
Drain hose diameter (I.D./O.D.)			25/32			
Cassette Grille	Model name		UTG-USYA-W			
	Net Dimensions (H×W×D)		85 × 1,350 × 580			
	Weight		11.5 (25)			

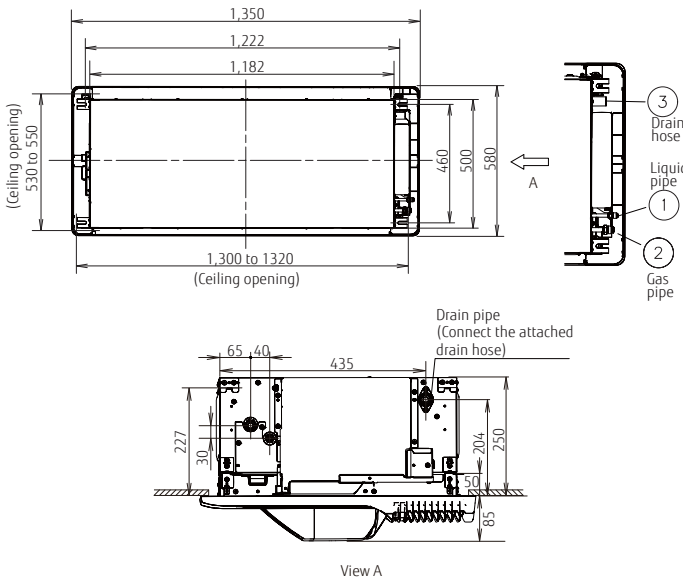
Note : Specifications are based on the following conditions.  
Cooling : Indoor temperature of 27°CDB / 19°CWB, and outdoor temperature of 35°CDB / 24°CWB.  
Heating : Indoor temperature of 20°CDB / (15°CWB), and outdoor temperature of 7°CDB / 6°CWB.  
Pipe length : 7.5 m; Height difference between outdoor unit and indoor unit : 0 m. Voltage : 230 [V].  
\*: This value is “cooling operation / heating operation”.

Optional parts

Wireless LAN Interface: UTY-TFSXZ1  
IR Receiver Unit: UTY-TRHX  
Cassette Grille: UTG-USYA-W  
External Power Supply Unit: UTZ-GXXA

Dimensions

(Unit : mm)




Compact  
Cassette  
Grid type



Compact and stylish panel design

Compact and stylish panel design fits the grid type ceiling. It is a linear design suitable for grid shape of 620mm × 620mm grid ceiling.



Easy maintenance

Maintenance is easier by removing the ceiling panel next to the grill, maintenance can be done, and new installation of inspection hole is unnecessary, so construction costs can be suppressed.



The air inlet grill can be installed in various directions, so maintenance is easy.



Flexible installation

It is suitable for ceiling of grid type and it has high degree of freedom of installation and it can be installed beside lighting and ventilation opening.



High ceiling mode

The compact cassette can be installed up to a height of 3.0m (012/014/018/024).

Model code	The maximum height from floor to ceiling (m)	
	Standard mode	High ceiling mode
004	2.7	-
007	2.7	-
009	2.7	-
012	2.7	3.0
014	2.7	3.0
018	2.7	3.0
024	2.7	3.0

Model : AUXB004GLEH / AUXB007GLEH / AUXB009GLEH  
AUXB012GLEH / AUXB014GLEH / AUXB018GLEH  
AUXB024GLEH



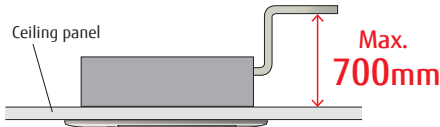
Specifications

Model name			AUXB004GLEH	AUXB007GLEH	AUXB009GLEH	AUXB012GLEH	AUXB014GLEH	AUXB018GLEH	AUXB024GLEH
Power source			Single phase, ~230V, 50Hz						
Capacity	Cooling	kW	1.1	2.2	2.8	3.6	4.5	5.6	7.1
	Heating		1.3	2.8	3.2	4.1	5.0	6.3	8.0
Input power		W	23	25	25	29	35	36	84
Airflow rate	High	m³/h	530/530	540	550	600	680	710	1,030
	Med-High		490/480	500	520	560	620	660	910
	Med		450/430	460	480	520	560	590	790
	Med-Low		420/380	420	440	480	500	520	680
	Low		390/340	390	400	430	440	460	560
	Quiet		350/300	350	350	390	390	400	450
Sound pressure level	High	dB(A)	34/34	34	35	37	38	41	50
	Med-High		32/31	32	33	34	37	39	46
	Med		30/29	30	31	33	34	36	43
	Med-Low		28/26	28	29	31	32	33	39
	Low		27/24	27	27	29	30	30	35
	Quiet		25/21	25	25	27	27	27	30
Net Dimensions (H × W × D)		mm	245 × 570 × 570	245 × 570 × 570	245 × 570 × 570	245 × 570 × 570	245 × 570 × 570	245 × 570 × 570	245 × 570 × 570
Weight		kg(lbs)	14.5 (32)	15 (33)	15 (33)	15 (33)	15 (33)	17 (37)	17 (37)
Connection pipe diameter	Liquid (Flare)	mm	6.35	6.35	6.35	6.35	6.35	6.35	9.52
	Gas (Flare)		9.52	9.52	9.52	12.70	12.70	12.70	15.88
Drain hose diameter (I.D./O.D.)			25/32						
Cassette Grille	Model name		UTG-UFYE-W / UTG-UFYC-W						
	Net Dimensions (H×W×D)	mm	50 × 620 × 620 / 50 × 700 × 700						
	Weight	kg(lbs)	2.3(5.1) / 2.6(6)						

Note : Specifications are based on the following conditions.  
Cooling : Indoor temperature of 27°CDB / 19°CWB, and outdoor temperature of 35°CDB / 24°CWB.  
Heating : Indoor temperature of 20°CDB / (15°CWB), and outdoor temperature of 7°CDB / 6°CWB.  
Pipe length : 7.5 m; Height difference between outdoor unit and indoor unit : 0 m. Voltage : 230 [V].  
\*1: This value is under cooling operation.

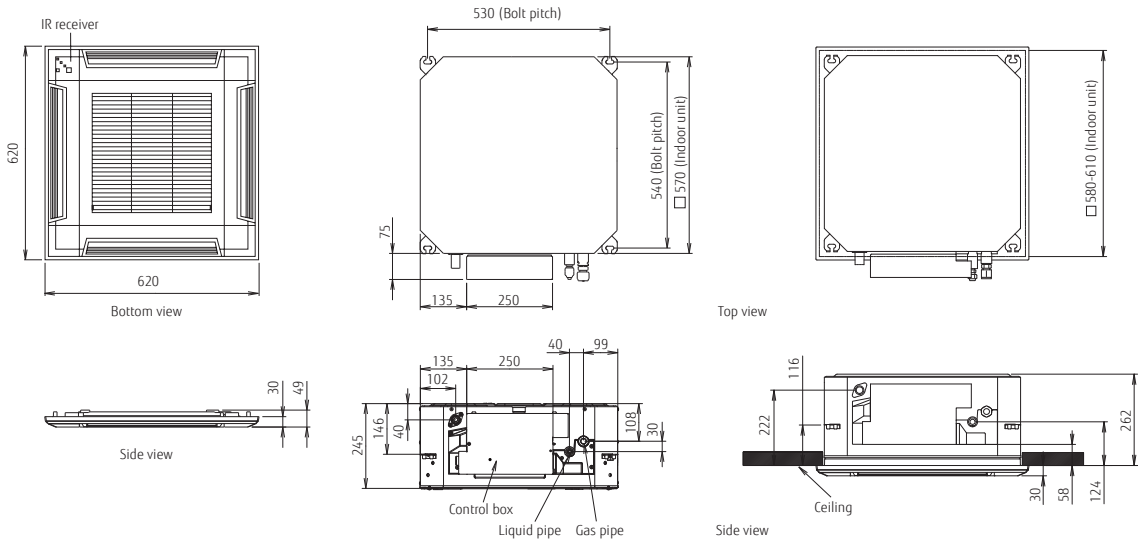
Optional parts

Air Outlet Shutter Plate:	UTR-YDZB	Cassette Grille:	UTG-UFYC-W, UTG-UFYE-W
Flesh Air Intake Kit:	UTZ-VXAA	External Power Supply Unit:	UTZ-GXXA
Insulation Kit for High Humidity:	UTZ-KXGC	Wireless LAN Interface:	UTY-TFSXZ1
Silver Ion Filter:	UTD-HFAA		



Dimensions

(Unit : mm)





Cassette  
Slim type  
Circular Flow



Unique Circular Flow design

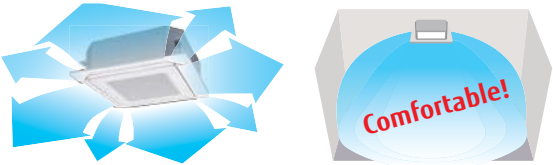
New Cassette type achieves a Circular airflow discharge in 360° direction by means of a high performance DC fan motor, new turbo fan and unique seamless airflow louver design.

- Ø7mm high density heat exchanger
- New DC fan motor
- High efficient turbo fan
- Seamless airflow louver



Uniform temperature air conditioning


Achieve a comfortable air conditioning spread to every corner of the room by circular flow & wide vertical airflow.



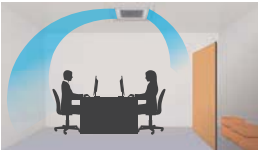
Individual louver control

Each louver can be set individually by Touch Panel Wired Remote Controller to enjoy the comfort of different directional airflows according to various room layouts.

\* Touch Panel Wired RC (UTY-RNRYZ5) and Central Remote Controller(UTY-DCGYZ2) only



Comfortable air conditioning by preventing direct blowing of cold air and by providing swinging air flow simultaneously.



Efficient air conditioning based on the room layout

Human sensor increases more energy saving

Energy saving operation starts automatically by detecting the motion of a person. 2 modes of save operation mode and stop mode can be selected.

\* Touch Panel Wired RC (UTY-RNRYZ5) and Central Remote Controller(UTY-DCGYZ2) only



Human sensor (Option)

2 modes can be selected

- Auto saving** Power is saved while people are away.
- Auto OFF** Operation stops after people go out.

Model : AUXN009GLAH\* / AUXN012GLAH\* / AUXN014GLAH\* \* AUXN\*\*GLAH: Production by order  
AUXM018GLEH / AUXM024GLEH / AUXM030GLEH



Specifications

Model name			AUXN009GLAH*	AUXN012GLAH*	AUXN014GLAH*	AUXM018GLEH	AUXM024GLEH	AUXM030GLEH
Power source			Single phase, ~230V, 50Hz					
Capacity	Cooling	kW	2.8	3.6	4.5	5.6	7.1	9.0
	Heating		3.2	4.0	5.0	6.3	8.0	10.0
Input power		W	20	20	20	20	25	49
Airflow rate	High	m³/h	1,050	1,050	1,050	1,050	1,120	1,470
	Med-High		930	930	930	930	1,050	1,160
	Med		900	900	900	900	930	1,070
	Med-Low		870	870	870	870	900	930
	Low		810	810	810	810	870	900
	Quiet		780	780	780	780	780	780
Sound pressure level	High	dB(A)	33	33	33	33	35	40
	Med-High		32	32	32	32	33	36
	Med		31	31	31	31	32	34
	Med-Low		30	30	30	30	31	32
	Low		29	29	29	29	30	31
	Quiet		28	28	28	28	28	28
Dimensions (H × W × D)		mm	246 × 840 × 840					
Weight		kg(lbs)	24.5 (54)	24.5 (54)	24.5 (54)	24.0 (53)	24.5 (54)	24.5 (54)
Connection pipe diameter	Liquid (Flare)	mm	6.35	6.35	6.35	6.35	9.52	9.52
	Gas (Flare)		12.70	12.70	12.70	12.70	15.88	15.88
Drain hose diameter (I.D./O.D.)			25 / 32					
Cassette Grille	Model name		UTG-UKYC-W / UTG-UKYA-B					
	Dimensions (H×W×D)	mm	53 × 950 × 950					
	Weight	kg(lbs)	6.0 (13)					

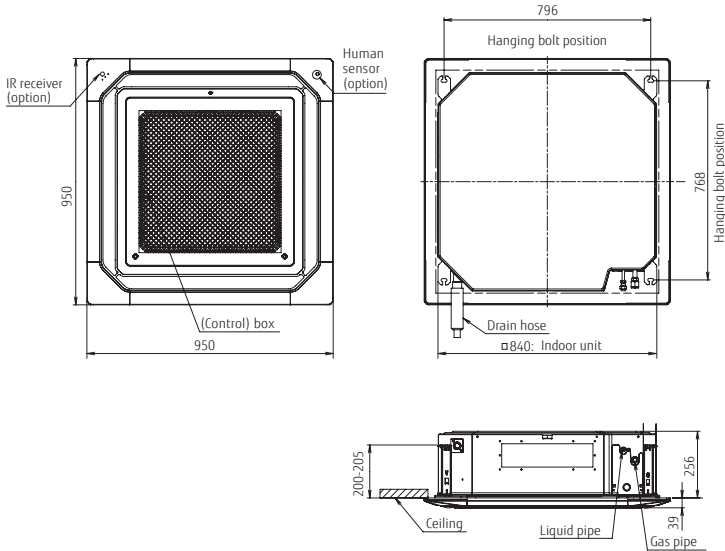
Note : Specifications are based on the following conditions.  
Cooling : Indoor temperature of 27°CDB / 19°CWB, and outdoor temperature of 35°CDB / 24°CWB.  
Heating : Indoor temperature of 20°CDB / (15°CWB), and outdoor temperature of 7°CDB / 6°CWB.  
Pipe length : 7.5 m; Height difference between outdoor unit and indoor unit : 0 m. Voltage : 230 [V].  
When AUX\*018GLEH is connected to the outdoor unit other than J-IVL, pipe diameter should be Ø9.52/Ø15.88 (Liq/Gas)  
When AUXK036GLEH, AUXK045GLEH, and AUXK054GLEH are connected to the outdoor unit other than J-IVL, gas pipe diameter should be Ø19.05.  
\*: AUXN009/012/014GLAH can be connected to J-IVS / J-IV Series only.

Optional parts

Human Sensor Kit: UTY-SHZXC	Fresh Air Intake Kit: UTZ-VXRA	Cassette Grille: UTG-UKYC-W, UTG-UKYA-B	Wireless LAN Interface: UTY-TFSXZ1
Wide Panel: UTG-AKXA-W	Air Outlet Shutter Plate: UTR-YDZK	External Power Supply Unit: UTZ-GXXA	Silver Ion Filter: UTD-HFRA
Panel Spacer: UTG-BKXA-W	Insulation Kit for High Humidity: UTZ-KXRA	IR Receiver Unit: UTY-LBH XD	

Dimensions

(Unit : mm)

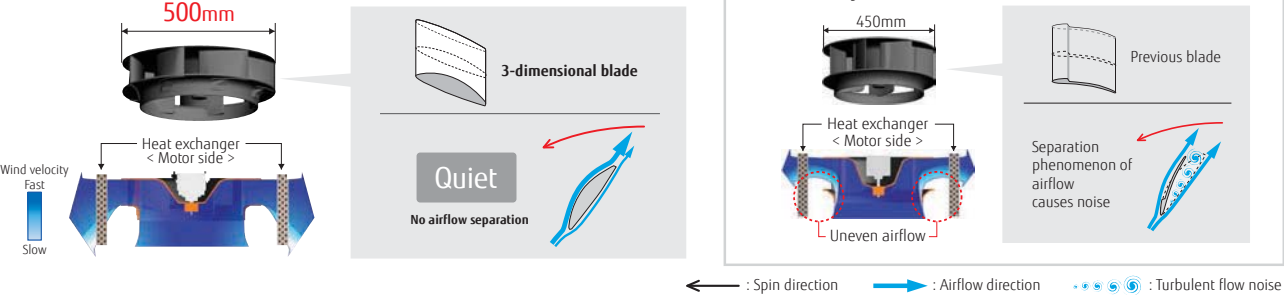


Cassette  
Slim type  
4-way Flow



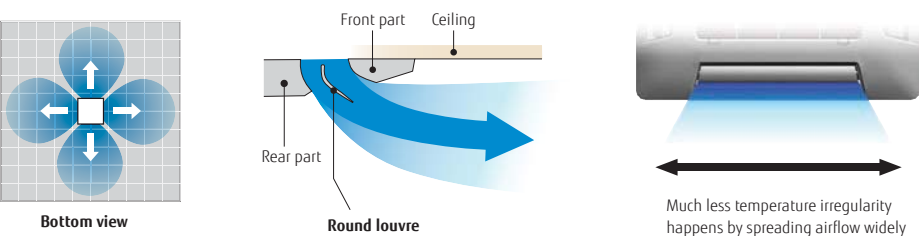
High efficiency turbo fan with 3-dimensional blade

High efficiency airflow distribution has been achieved by the introduction of a 3 dimensional blade which increases the air passing over the heat exchanger.

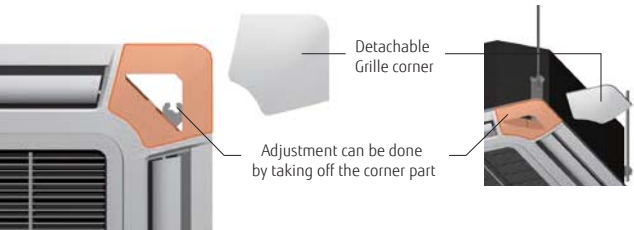


Improvement of the airflow distribution

The louver design distributes air leaving a space between the chassis and the ceiling allowing far and wide air flow distribution.



Adjustment of hanger position is possible after installation



High ceiling mode

This cassette can be installed up to a height of 3.5m.

Model code	The maximum height from floor to ceiling (m)	
	Standard mode	High ceiling mode
18	3.0	3.5
24	3.0	3.5

Model : AUXD18GALH / AUXD24GALH



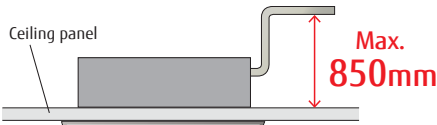
Specifications

Model name			AUXD18GALH	AUXD24GALH
Power source			Single phase, ~230V, 50Hz	
Capacity	Cooling	kW	5.6	7.1
	Heating		6.3	8.0
Input power		W	39	46
Airflow rate	High	m³/h	1,150 (319)	1,280 (356)
	Med		940 (261)	1,040 (289)
	Low		870 (242)	870 (242)
Sound pressure level	High	dB(A)	36	38
	Med		30	33
	Low		29	29
Net Dimensions (H × W × D)		mm	246 × 840 × 840	246 × 840 × 840
Weight		kg(lbs)	22 (49)	22 (49)
Connection pipe diameter	Liquid (Flare)	mm	9.52	9.52
	Gas (Flare)		15.88	15.88
Drain hose diameter (I.D./O.D.)			25/32	
Cassette Grille	Model name		UTG-UGYA-W	
	Net Dimensions (H×W×D)	mm	50 × 950 × 950	
	Weight	kg(lbs)	5.5 (12)	

Note : Specifications are based on the following conditions.  
Cooling : Indoor temperature of 27°CDB / 19°CWB, and outdoor temperature of 35°CDB / 24°CWB.  
Heating : Indoor temperature of 20°CDB / (15°CWB), and outdoor temperature of 7°CDB / 6°CWB.  
Pipe length : 7.5 m; Height difference between outdoor unit and indoor unit : 0 m. Voltage : 230 [V].

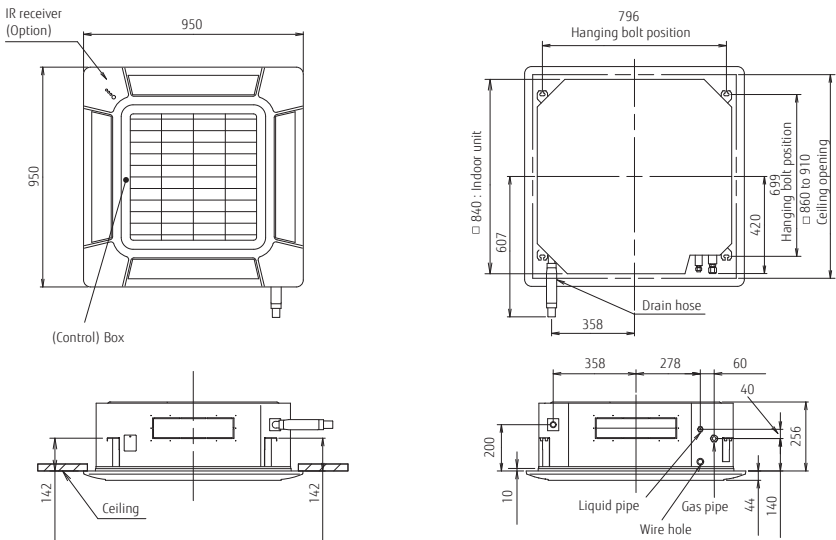
Optional parts

- IR receiver unit: UTY-LRHYB1
- Air outlet shutter plate: UTR-YDZC
- Panel spacer: UTR-BGYA-W
- Insulation kit for high humidity: UTZ-KXGB
- Wide panel: UTG-AGYA-W
- Fresh air intake kit: UTZ-VXGA
- Cassette Grille: UTG-UGYA-W
- Wireless LAN Interface: UTY-TFSXZ1
- Silver Ion Filter: UTD-HFRA



Dimensions

(Unit : mm)






Cassette  
Large type  
Circular Flow



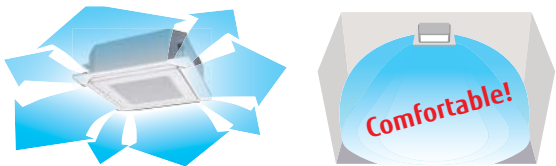
Unique Circular Flow design

New Cassette type achieves a Circular airflow discharge in 360° direction by means of a high performance DC fan motor, new turbo fan and unique seamless airflow louver design.



Uniform temperature air conditioning


Achieve a comfortable air conditioning spread to every corner of the room by circular flow & wide vertical airflow.




Individual louver control

Each louver can be set individually by Touch Panel Wired Remote Controller to enjoy the comfort of different directional airflows according to various room layouts.

\* Touch Panel Wired RC (UTY-RNRYZ5) and Central Remote Controller(UTY-DCGYZ2) only



Comfortable air conditioning by preventing direct blowing of cold air and by providing swinging air flow simultaneously.



Efficient air conditioning based on the room layout

Human sensor increases more energy saving

Energy saving operation starts automatically by detecting the motion of a person. 2 modes of save operation mode and stop mode can be selected.

\* Touch Panel Wired RC (UTY-RNRYZ5) and Central Remote Controller(UTY-DCGYZ2) only



Human sensor (Option)

2 modes can be selected

- Auto saving

Power is saved while people are away.
- Auto OFF

Operation stops after people go out.

Model : AUXK018GLEH / AUXK024GLEH / AUXK030GLEH  
AUXK034GLEH / AUXK036GLEH / AUXK045GLEH  
AUXK054GLEH



Specifications

Model name			AUXK018GLEH	AUXK024GLEH	AUXK030GLEH	AUXK034GLEH	AUXK036GLEH	AUXK045GLEH	AUXK054GLEH
Power source			Single phase, ~230V, 50Hz						
Capacity	Cooling	kW	5.6	7.1	9.0	10.0	11.2	12.5	14.0
	Heating		6.3	8.0	10.0	11.2	12.5	14.0	16.0
Input power		W	40	40	47	47	61	89	116
Airflow rate	High	m³/h	1,420	1,420	1,440	1,440	1,620	1,820	2,040
	Med-High		1,360	1,360	1,400	1,400	1,500	1,590	1,800
	Med		1,300	1,300	1,340	1,340	1,400	1,500	1,590
	Med-Low		1,270	1,270	1,300	1,300	1,340	1,400	1,440
	Low		1,200	1,200	1,280	1,280	1,280	1,300	1,300
	Quiet		1,150	1,150	1,150	1,150	1,150	1,150	1,150
Sound pressure level	High	dB(A)	38	38	39	39	41	44	47
	Med-High		37	37	38	38	40	42	45
	Med		36	36	37	37	38	40	42
	Med-Low		35	35	36	36	37	38	39
	Low		34	34	35	35	36	36	36
	Quiet		33	33	33	33	33	33	33
Dimensions (H × W × D)		mm	288 × 840 × 840						
Weight		kg(lbs)	26.5 (58)	26.5 (58)	29.5 (65)	29.5 (65)	29.5 (65)	29.5 (65)	29.5 (65)
Connection pipe diameter	Liquid (Flare)	mm	6.35	9.52	9.52	9.52	9.52	9.52	9.52
	Gas (Flare)		12.70	15.88	15.88	15.88	15.88	15.88	15.88
Drain hose diameter (I.D./O.D.)			25 / 32						
Cassette Grille	Model name		UTG-UKYC-W / UTG-UKYA-B						
	Dimensions (H×W×D)	mm	53 × 950 × 950						
	Weight	kg(lbs)	6.0 (13)						

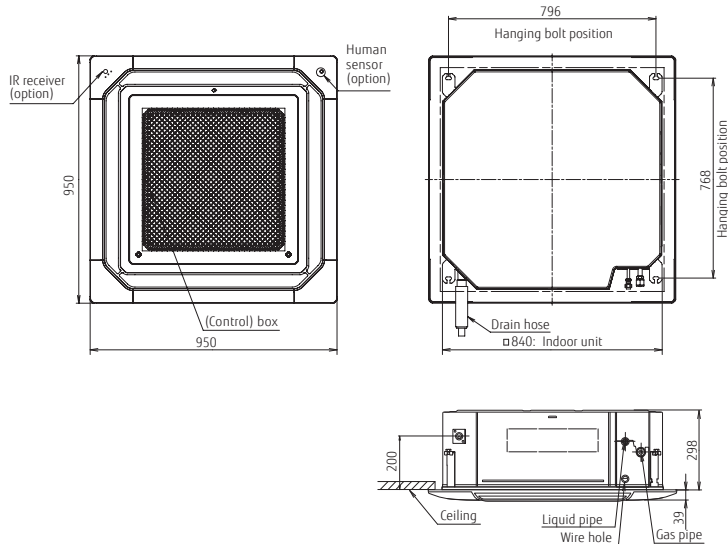
Note : Specifications are based on the following conditions.  
Cooling : Indoor temperature of 27°CDB / 19°CWB, and outdoor temperature of 35°CDB / 24°CWB.  
Heating : Indoor temperature of 20°CDB / (15°CWB), and outdoor temperature of 7°CDB / 6°CWB.  
Pipe length : 7.5 m; Height difference between outdoor unit and indoor unit : 0 m. Voltage : 230 [V].  
When AUX\*018GLEH is connected to the outdoor unit other than J-IVL, pipe diameter should be Ø9.52/Ø15.88 (Liq/Gas)  
When AUXK036GLEH, AUXK045GLEH, and AUXK054GLEH are connected to the outdoor unit other than J-IVL, gas pipe diameter should be Ø19.05.

Optional parts

Human Sensor Kit:	UTY-SHZXC	Fresh Air Intake Kit:	UTZ-VXRA	Cassette Grille:	UTG-UKYC-W, UTG-UKYA-B	Wireless LAN Interface:	UTY-TFSXZ1
Wide Panel:	UTG-AKXA-W	Air Outlet Shutter Plate:	UTR-YDZK	External Power Supply Unit:	UTZ-GXXA	Silver Ion Filter:	UTD-HFRA
Panel Spacer:	UTG-BKXA-W	Insulation Kit for High Humidity:	UTZ-KXRA	IR Receiver Unit:	UTY-LBHXD		

Dimensions

(Unit : mm)





The diagram compares two fan designs. On the left, a conventional fan with a 500mm diameter is shown. It has five blades and a heat exchanger on the motor side. The airflow is uneven, causing noise. On the right, a new fan with a 450mm diameter is shown. It has three-dimensional blades and a heat exchanger on the motor side. The airflow is quiet, with no airflow separation. A legend indicates that the spin direction is clockwise and the airflow direction is from the motor side to the heat exchanger side.

**Bottom view**

**Round louver**

Front part  
Ceiling  
Rear part

Much less temperature irregularity happens by spreading airflow widely

Detachable Grille corner

Adjustment can be done by taking off the corner part

Model code	The maximum height from floor to ceiling (m)	
	Standard mode	High ceiling mode
18	3.2	3.5
24	3.2	3.5
30	3.2	3.6
34	3.2	3.6
36	3.2	4.2
45	3.2	4.2
54	3.2	4.2

Diagram illustrating the maximum height for ceiling panel installation. The height is indicated as **Max. 850mm**.

Technical drawings of the indoor unit showing front, top, and side views with dimensions and labels.

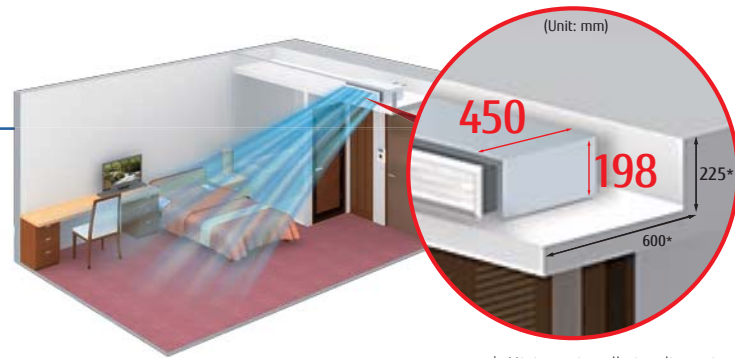
**Front View:** Shows a square unit with a width of 950 mm and a height of 950 mm. It features a central grid and a control box labeled "(Control) Box". An "IR receiver (Option)" is indicated at the top left.

**Top View:** Shows the unit's footprint with a width of 796 mm and a height of 607 mm. It includes dimensions for hanging bolt positions (840 mm indoor unit, 860 to 910 mm ceiling opening), a drain hose connection (358 mm), and a hanging bolt position (699 mm).

**Side View:** Shows the unit's profile with a total height of 200 mm. It includes dimensions for the ceiling (142 mm), liquid pipe (358 mm), gas pipe (278 mm), wire hole (60 mm), and other components (40 mm, 44 mm, 140 mm, 289 mm).




## A modern bedroom interior featuring a large bed with white and blue bedding, a multi-arm chandelier, and a large window with a marble sill. The room has a neutral color palette with beige walls and a dark wood floor. The bed is positioned centrally, flanked by two bedside tables with lamps. A large window on the right side of the room provides natural light. The overall design is clean and contemporary.



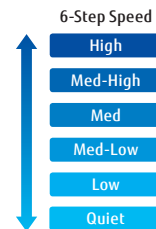
- Installation space can be reduced down to minimum depth 450mm height 198 mm and compact design
- Minimum size: Depth 450mm, Height 198mm  
Volume 30% down compared with current model
- Lightweight: 16kg 10%down

Low noise is realized drastically by stabilized airflow design




Multistep airflow speed control allows this model to install in a quiet location.

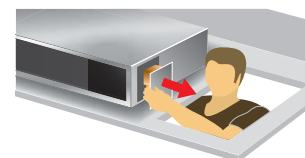
at 04 model



\* Compatible Remote Controller is as follows:  
UTY-RNRYZ5 / UTY-RLRY / UTY-RSRY / UTY-RHRY / UTY-DCGYZ2 / UTY-ALGXZ1 / UTY-APGXZ1



Maintenance is easy by easy design indoor unit. Parts can be replaced from the side of the unit where maintenance is easier.



**Built-in drain pump as standard :**  
Maintenance is easy



ARXK004/007/009/012/014GLGH



ARXK018GLGH



ARXK024GLGH

Model name			ARXK004GLGH	ARXK007GLGH	ARXK009GLGH	ARXK012GLGH	ARXK014GLGH	ARXK018GLGH	ARXK024GLGH
Power source			Single phase, ~230V, 50Hz						
Capacity	Cooling	kW	1.1	2.2	2.8	3.6	4.5	5.6	7.1
	Heating		1.3	2.8	3.2	4.0	5.0	6.3	8.0
Input power		W	26	28	28	35	66	73	80
Airflow rate	High	m³/h	460	460	460	550	760	930	1,160
	Med-High		440	440	440	520	660	840	1,060
	Med		420	420	420	480	560	740	960
	Med-Low		400	400	400	450	490	640	860
	Low		370	370	370	410	410	540	750
	Quiet		340	340	340	340	340	470	610
Static pressure range		Pa	0 to 30	0 to 30	0 to 30	0 to 30	0 to 50	0 to 50	0 to 50
Standard static pressure			10	10	10	10	15	15	15
Sound pressure level	High	dB(A)	25	26	26	29	34	33	32
	Med-High		24	25	25	27	31	30	30
	Med		23	24	24	26	28	28	28
	Med-Low		22	23	23	25	26	26	27
	Low		21	22	22	24	24	24	25
	Quiet		20	21	21	22	22	22	22
Net Dimensions (H × W × D)		mm	198 × 700 × 450	198 × 700 × 450	198 × 700 × 450	198 × 700 × 450	198 × 700 × 450	198 × 900 × 450	198 × 1,100 × 450
Weight		kg(lbs)	14.5 (32)	15.5 (34)	15.5 (34)	16 (35)	16 (35)	19 (42)	22.5 (50)
Connection pipe diameter	Liquid (Flare)	mm	6.35	6.35	6.35	6.35	6.35	6.35	9.52
	Gas (Flare)		9.52	9.52	9.52	12.70	12.70	12.70	15.88
Drain hose diameter (I.D./O.D.)			25/32						

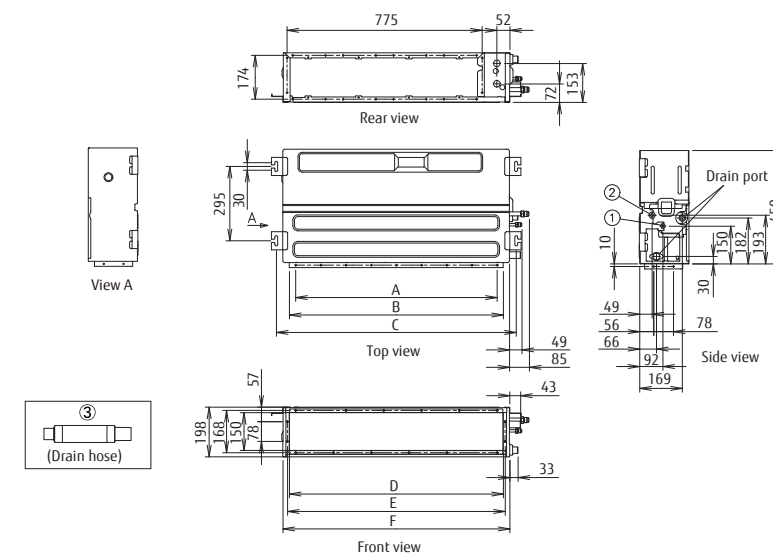
Note : Specifications are based on the following conditions.  
Cooling : Indoor temperature of 27°CDB / 19°CWB, and outdoor temperature of 35°CDB / 24°CWB.  
Heating : Indoor temperature of 20°CDB / (15°CWB), and outdoor temperature of 7°CDB / 6°CWB.  
Pipe length : 7.5 m; Height difference between outdoor unit and indoor unit : 0 m. Voltage : 230 [V].

Remote Sensor Unit:	UTY-XSZX	External Power Supply Unit:	UTZ-GXXA
IR Receiver Unit:	UTB-YWC	Auto Louver Grille Kit:	UTD-GXTA-W (004-014)
Silver Ion Filter:	UTD-HFTA (004-014)		UTD-GXTB-W (018)
	UTD-HFTB (018)		UTD-GXTC-W (024)
	UTD-HFTC (024)		

Thin design provides a comfortable living environment over a wide area.  
Automatic louver grille provides comfortable air conditioning all the way down to the floor and matches the interior design well. (Optional)



(Unit : mm)



- ① Refrigerant pipe flare connection (Liquid)
- ② Refrigerant pipe flare connection (Gas)
- ③ Drain hose connection

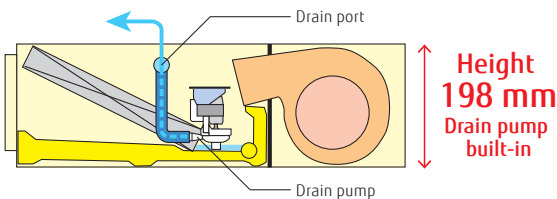
	ARXK004-014	ARXK018	ARXK024
A	P100×6=600	P100×8=800	P100×10=1000
B	650	850	1050
C	752	952	1152
D	650	850	1050
E	665	864	1064
F	700	900	1100

Low Static Pressure Duct  
Slim Duct /  
Slim Concealed  
Floor



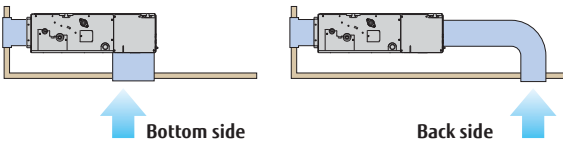
Slim design

With a slim design, this indoor unit can be installed in narrow ceiling spaces.



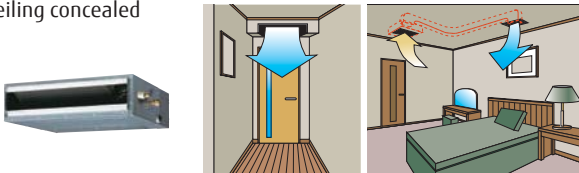
Air-intake

Air intake direction can be selected to match the installation site.

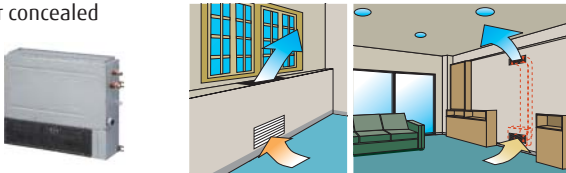


Flexible installation

Ceiling concealed



Floor concealed



Selectable with a wide range of static pressure

By using DC fan motor, it is possible to change the static pressure range from 0 to 90Pa. The change of static pressure range is possible by remote controller.

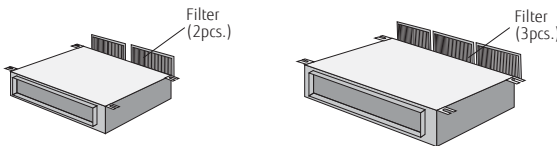


Static pressure range  
**0 to 90Pa**

\*024 model is 0 to 50Pa

Filter (Accessory)

ARXD04/007/009/012/014/018 ARXD024



Model : ARXD04GALH / ARXD007GLEH / ARXD009GLEH  
ARXD012GLEH / ARXD014GLEH / ARXD018GLEH  
ARXD024GLEH



ARXD04GALH  
ARXD007/009/012/014GLEH



ARXD018GLEH



ARXD024GLEH

Slim  
Concealed  
Floor



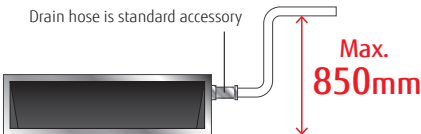
Specifications

Model name			ARXD04GALH*	ARXD007GLEH	ARXD009GLEH	ARXD012GLEH	ARXD014GLEH	ARXD018GLEH	ARXD024GLEH
Power source			Single phase, ~230V, 50Hz						
Capacity	Cooling	kW	1.1	2.2	2.8	3.6	4.5	5.6	7.1
	Heating		1.3	2.8	3.2	4.0	5.0	6.3	8.0
Input power		W	40	44	50	54	92	83	122
Airflow rate	High	m³/h	510	550	600	600	800	940	1,330
	Med-High		-	480	510	530	680	820	1,140
	Med		400/470*1	440	460	490	600	730	1,020
	Med-Low		-	410	420	450	520	630	900
	Low		320/440*1	370	370	410	440	540	780
	Quiet		-	320	320	340	340	470	610
Static pressure range		Pa	0 to 90	0 to 90	0 to 90	0 to 90	0 to 90	0 to 90	0 to 50
Standard static pressure			25	25	25	25	25	25	25
Sound pressure level	High	dB(A)	26	28	29	30	34	34	35
	Med-High		-	26	27	28	32	31	31
	Med		21/25*1	25	25	27	30	29	29
	Med-Low		-	24	24	26	28	27	27
	Low		20/22*1	22	22	24	25	25	24
	Quiet		-	21	21	22	22	23	21
Net Dimensions (H × W × D)		mm	198 × 700 × 620	198 × 700 × 620	198 × 700 × 620	198 × 700 × 620	198 × 700 × 620	198 × 900 × 620	198 × 1,100 × 620
Weight		kg(lbs)	17 (37)	17 (37)	17 (37)	18 (40)	18 (40)	22 (48)	26 (57)
Connection pipe diameter	Liquid (Flare)	mm	6.35	6.35	6.35	6.35	6.35	6.35	9.52
	Gas (Flare)		12.70	9.52	9.52	12.70	12.70	12.70	15.88
Drain hose diameter (I.D./O.D.)			25/32						

Note : Specifications are based on the following conditions.  
Cooling : Indoor temperature of 27°CDB / 19°CWB, and outdoor temperature of 35°CDB / 24°CWB.  
Heating : Indoor temperature of 20°CDB / (15°CWB), and outdoor temperature of 7°CDB / 6°CWB.  
Pipe length : 7.5 m; Height difference between outdoor unit and indoor unit : 0 m. Voltage : 230 [V].  
\*1: This value is under cooling operation.  
\*:ARXD04GALH cannot be connected to J-IVS / J-IV / J-IVL / VR-IV Series.

Optional parts

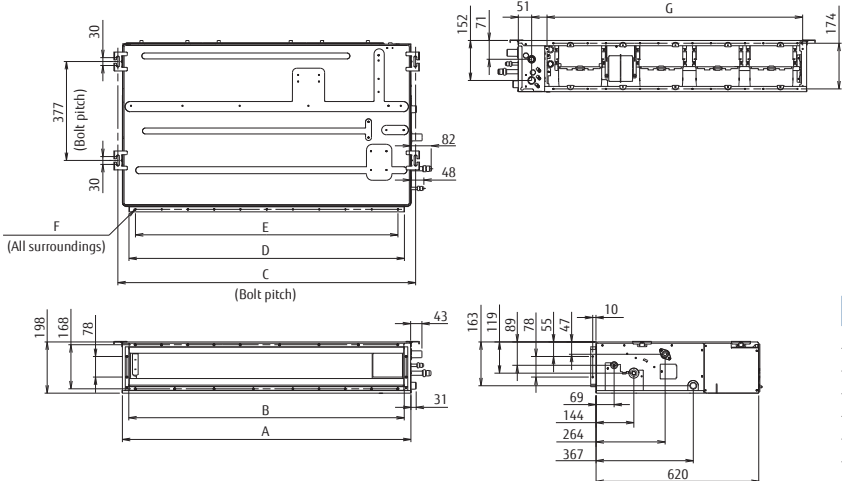
Remote Sensor Unit: UTY-XS2X  
IR Receiver Unit: UTB-YWC (04)  
UTY-TRHX (007-024)  
Silver Ion Filter: UTD-HF1A (04, 007-014)  
UTD-HFTB (018)  
UTD-HFTC (024)  
External Power Supply Unit: UTZ-GXXA  
Auto Louver Grille Kit: UTD-GXTA-W (04, 007-014)  
UTD-GXTB-W (018)  
UTD-GXTC-W (024)



Dimensions

(Unit : mm)

\*Service accessibility must be allowed for when installing the product.  
Please consult the installation manual for the necessary service access size.



	ARXD04-014	ARXD018	ARXD024
A	700	900	1100
B	650	850	1050
C	734	934	1134
D	650	850	1050
E	P100×6=600	P100×8=800	P100×10=1000
F	18×Ø5	22×Ø5	26×Ø5
G	574	774	974



Low Static Pressure Duct  
Slim Duct  
High Efficiency



Large airflow volume

It can be installed in places such as early replacement of air required by large airflow volume.

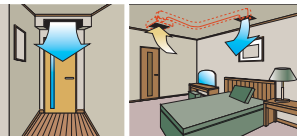


Slim & Compact design




Flexible installation

Ceiling concealed

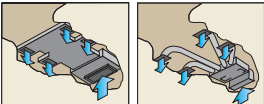


Floor concealed

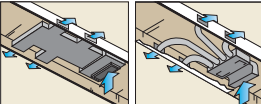


Installation styles

Embedded in Ceiling



Hanging from Ceiling



Model : ARXP009GLAH / ARXP012GLAH / ARXP014GLAH / ARXP018GLAH \* Production by order



Specifications

Model name			ARXP009GLAH	ARXP012GLAH	ARXP014GLAH	ARXP018GLAH
Power source			Single phase, ~230V, 50Hz			
Capacity	Cooling	kW	2.8	3.6	4.5	5.6
	Heating		3.2	4.0	5.0	6.3
Input power		W	88	122	122	173
Airflow rate	High	m³/h	1,100	1,330	1,330	1,720
	Med-High		-	-	-	-
	Med		1,010	1,240	1,240	1,470
	Med-Low		-	-	-	-
	Low		880	1,100	1,100	1,360
	Quiet		-	-	-	-
Static pressure range		Pa	0 to 50	0 to 50	0 to 50	0 to 80
Standard static pressure			25	25	25	50
Sound pressure level	High	dB(A)	32	35	35	36
	Med-High		-	-	-	-
	Med		30	32	32	33
	Med-Low		-	-	-	-
	Low		28	29	29	30
	Quiet		-	-	-	-
Net Dimensions (H × W × D)		mm	198 × 1,100 × 620	198 × 1,100 × 620	198 × 1,100 × 620	270 × 1,135 × 700
Weight		kg(lbs)	26(57)	26(57)	26(57)	40 (88)
Connection pipe diameter	Liquid (Flare)	mm	6.35	6.35	6.35	6.35
	Gas (Flare)		12.70	12.70	12.70	12.70
Drain hose diameter (I.D./O.D.)			25/32			

Note : Specifications are based on the following conditions.  
Cooling : Indoor temperature of 27°CDB / 19°CWB, and outdoor temperature of 35°CDB / 24°CWB.  
Heating : Indoor temperature of 20°CDB / (15°CWB), and outdoor temperature of 7°CDB / 6°CWB.  
Pipe length : 7.5 m; Height difference between outdoor unit and indoor unit : 0 m. Voltage : 230 [V].  
Low Static Pressure Duct Slim Duct High Efficiency can be connected to J-IVS / J-IV / J-IVL Series only.

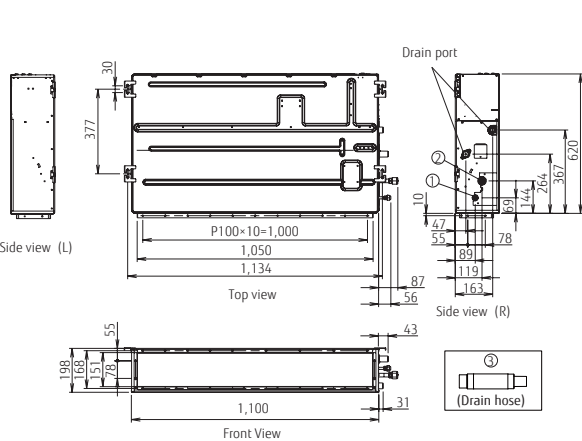
Optional parts

IR receiver unit: UTB-YWC  
Long life filter: UTD-LF25NA (018)  
UTD-SF045T (018)  
Flange: UTD-RF204 (018)  
Drain pump unit: UTZ-PX1NBA (018)  
Remote sensor unit: UTY-XSZX  
Auto Louver Grille Kit: UTD-GXTC-W (009-014)  
Silver Ion Filter: UTD-HFTC (009-014)

Dimensions

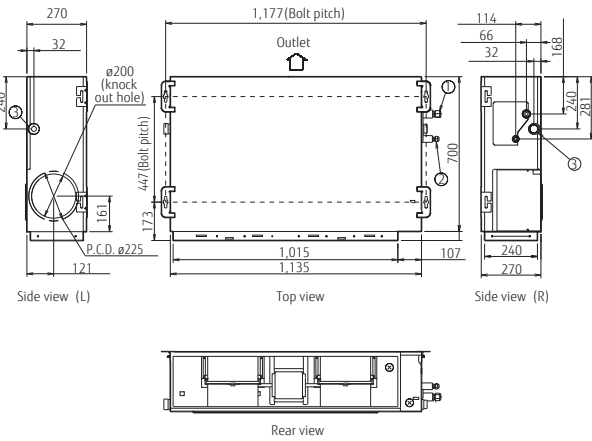
(Unit : mm)

Models: ARXP009 / ARXP012 / ARXP014



- ① Refrigerant piping flare connection (Liquid)
- ② Refrigerant piping flare connection (Gas)
- ③ Drain piping connection

Models: ARXP018



- ① Refrigerant piping flare connection (Liquid)
- ② Refrigerant piping flare connection (Gas)
- ③ Drain piping connection





Medium Static Pressure Duct High Efficiency



Large airflow volume

It can be installed in places such as early replacement of air required by large airflow volume.



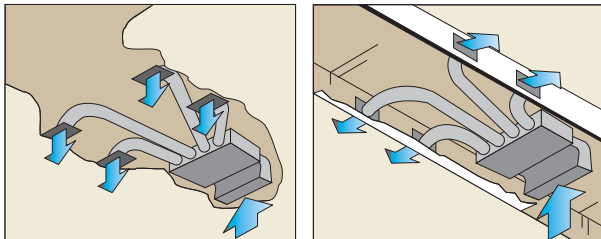
Selectable with a wide range of static pressure

Static pressure range  
**50 to 150Pa**

(ARXN024)



Installation styles



Model : ARXQ018GTAH / ARXQ024GTAH \* Production by order



Specifications

Model name			ARXQ018GTAH	ARXQ024GTAH
Power source			Single phase, ~230V, 50Hz	
Capacity	Cooling	kW	5.6	7.1
	Heating	kW	6.3	8.0
Input power		W	154	205
Airflow rate	High	m³/h	2,280	2,640
	Med	m³/h	—	—
	Low	m³/h	—	—
Static pressure range		Pa	50 to 100	50 to 150
Standard static pressure		Pa	50	50
Sound pressure level	High	dB(A)	35	37
	Med	dB(A)	—	—
	Low	dB(A)	—	—
Net Dimensions (H × W × D)		mm	450 × 1,587 × 700	450 × 1,587 × 700
Weight		kg(lbs)	84 (185)	84 (185)
Connection pipe diameter	Liquid	mm	9.52 (Flare)	9.52 (Flare)
	Gas	mm	15.88 (Flare)	15.88 (Flare)
Drain hose diameter (I.D./O.D.)			25/32	

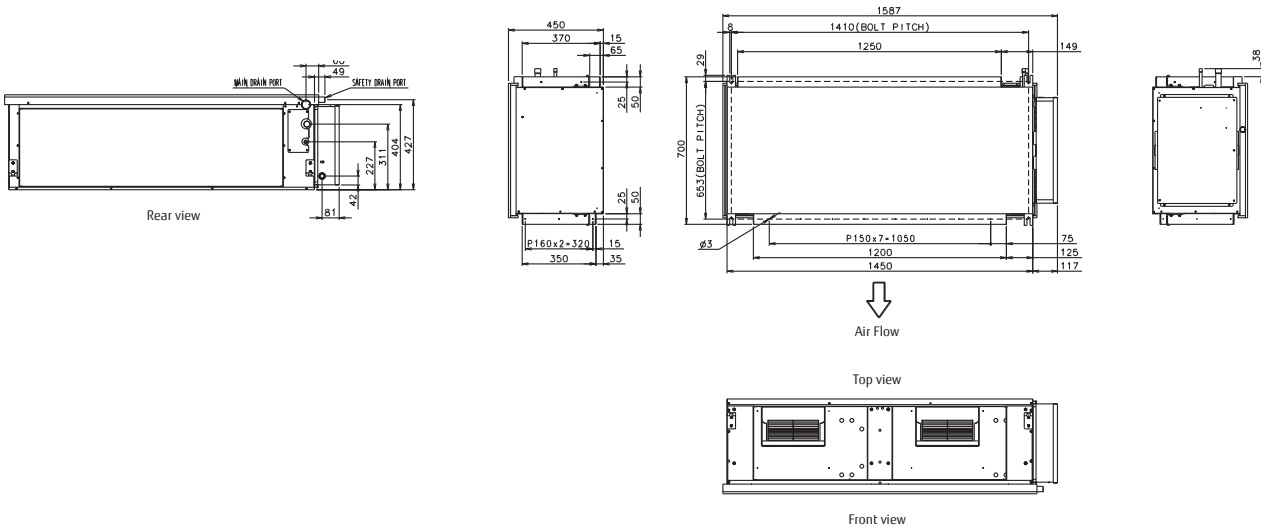
Note : Specifications are based on the following conditions.  
Cooling : Indoor temperature of 27°CDB / 19°CWB, and outdoor temperature of 35°CDB / 24°CWB.  
Heating : Indoor temperature of 20°CDB / (15°CWB), and outdoor temperature of 7°CDB / 6°CWB.  
Pipe length : 7.5 m; Height difference between outdoor unit and indoor unit : 0 m. Voltage : 230 [V].  
\*Medium Static Pressure Duct High Efficiency can be connected to V-III Series and VR-IV Series.

Optional parts

Remote Sensor Unit : UTY-XSZX

Dimensions

(Unit : mm)



Medium Static Pressure Duct High Efficiency



Large airflow volume

It can be installed in places such as early replacement of air required by large airflow volume.



Quiet operation

Multistep airflow speed control allows this model to be installed in a quiet location.

Low noise  
**26dB(A)**  
at 024/030 models

6-Step Speed

High

Med-High

Med

Med-Low

Low

Quiet

Slim & Compact design



Model : ARXP024GTAH / ARXP030GTAH \* Production by order



Specifications

Model name			ARXP024GTAH	ARXP030GTAH
Power source			Single phase, ~230V, 50Hz	
Capacity	Cooling	kW	7.1	9.0
	Heating		8.0	10.0
Input power		W	180	273
Airflow rate	High	m³/h	2,100	2,700
	Med-High		2,050	2,390
	Med		1,860	2,080
	Med-Low		1,660	1,770
	Low		1,470	1,470
	Quiet		1,260	1,260
Static pressure range		Pa	0 to 100	0 to 100
Standard static pressure			50	50
Sound pressure level	High	dB(A)	37	41
	Med-High		35	38
	Med		33	34
	Med-Low		31	31
	Low		28	28
	Quiet		26	26
Net Dimensions (H × W × D)		mm	300 × 1,400 × 700	300 × 1,400 × 700
Weight		kg(lbs)	48 (106)	48 (106)
Connection pipe diameter	Liquid (Flare)	mm	9.52	9.52
	Gas (Flare)		15.88	15.88
Drain hose diameter (I.D./O.D.)			25/32	

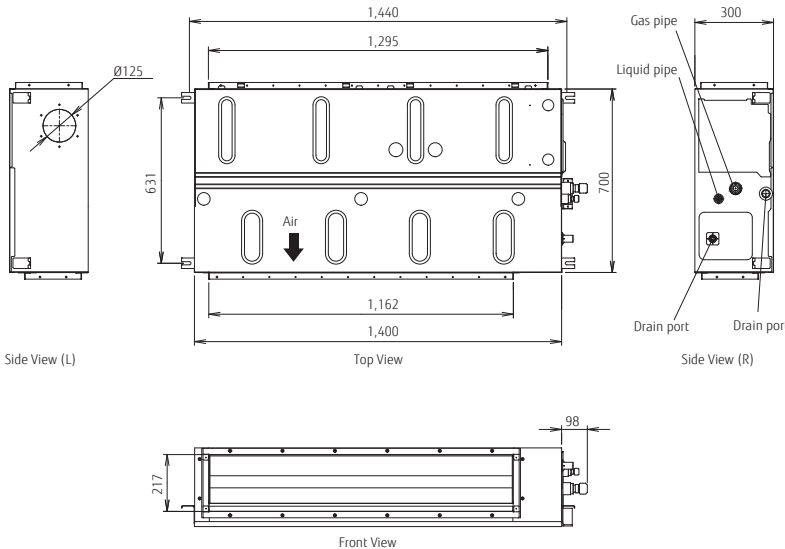
Note : Specifications are based on the following conditions.  
Cooling : Indoor temperature of 27°CDB / 19°CWB, and outdoor temperature of 35°CDB / 24°CWB.  
Heating : Indoor temperature of 20°CDB / (15°CWB), and outdoor temperature of 7°CDB / 6°CWB.  
Pipe length : 7.5 m; Height difference between outdoor unit and indoor unit : 0 m. Voltage : 230 [V].

Optional parts

- IR receiver unit: UTB-YWC
- Long life filter: UTD-LFNA
- Remote sensor unit: UTY-XSZX
- Silver Ion Filter: UTD-HFNA

Dimensions

(Unit : mm)






High Static Pressure Duct Normal



Static pressure selection

By using DC fan motor, it is possible to change static pressure range from 0 to 200Pa (ARXC036) / 300Pa (ARXC072 / 090 / 096).



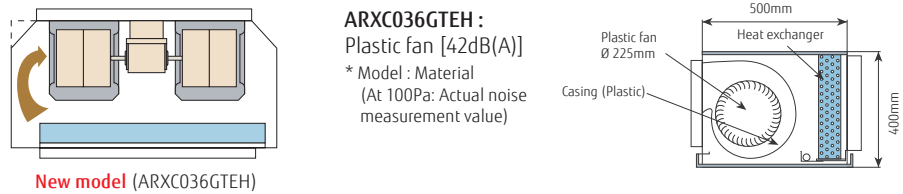
Easy installation (Compact size & Lightweight)

A compact size and lightweight indoor unit has been developed by reducing the basic chassis and the overall material weight.



Low noise

Models : ARXC036 / ARXC45 / ARXC60  
Cutting off the corners of the conventional indoor unit front panel and fan casing, has enabled less turbulent air flow. Low noise is realized by adopting a plastic case and a plastic fan.



Low energy consumption by high efficiency DC fan motor

Improved motor efficiency from previous model.



Model : ARXC036GTEH / ARXC45GATH / ARXC60GATH  
ARXC072GTEH / ARXC090GTEH / ARXC096GTEH



Specifications

Model name			ARXC036GTEH	ARXC45GATH	ARXC60GATH*	ARXC072GTEH*	ARXC090GTEH*	ARXC096GTEH*
Power source			Single phase, ~230V, 50Hz					
Capacity	Cooling	kW	11.2	12.5	18.0	22.4	25.0	28.0
	Heating		12.5	14.0	20.0	25.0	28.0	31.5
Input power		W	207	715	730	681	819	838
Airflow rate	High	m³/h	1,990	3,500	3,500	3,900	4,300	4,850
	Med		1,680	3,000	3,000	3,300	4,000	4,250
	Low		1,330	2,460	2,460	3,000	3,500	3,600
Static pressure range		Pa	0 to 200	100 to 250	100 to 250	0 to 300	0 to 300	0 to 300
Standard static pressure			100	100	100	150	150	150
Sound pressure level	High	dB(A)	42	49	49	47	48	48
	Med		36	45	45	43	46	45
	Low		32	42	42	40	44	42
Net Dimensions (H × W × D)		mm	400 × 1,050 × 500	400 × 1,050 × 500	400 × 1,050 × 500	450 × 1,587 × 700	450 × 1,587 × 700	550 × 1,587 × 700
Weight		kg(lbs)	40 (88)	46 (101)	46 (101)	84 (185)	84 (185)	105 (231)
Connection pipe diameter	Liquid	mm	9.52 (Flare)	9.52 (Flare)	9.52 (Flare)	9.52 (Flare)	9.52 (Flare)	9.52 (Brazing)
	Gas		15.88 (Flare)	19.05 (Flare)	19.05 (Flare)	19.05 (Flare)	19.05 (Flare)	22.22 (Brazing)
Drain hose diameter (I.D./O.D.)			25/32					

Note : Specifications are based on the following conditions.  
Cooling : Indoor temperature of 27°CDB / 19°CWB, and outdoor temperature of 35°CDB / 24°CWB.  
Heating : Indoor temperature of 20°CDB / (15°CWB), and outdoor temperature of 7°CDB / 6°CWB.  
Pipe length : 7.5 m; Height difference between outdoor unit and indoor unit : 0 m. Voltage : 230 [V].  
\*: ARXC60/072/090/096G cannot be connected to J-IVJ-IVS Series.

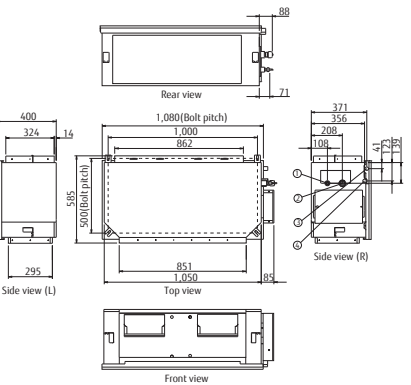
Optional parts

Long-Life Filter : UTD-LF60KA (036/45/60)  
IR Receiver Unit : UTB-YWC (45/60)  
UTY-TRHX (036/072/090/096)  
External Power Supply Unit : UTZ-GXXA (036/072/090/096)  
Wireless LAN Interface : UTY-TFSXZ1 (036/072/090/096)  
Silver Ion Filter : UTD-HFKA (036)  
UTD-HFKB (45/60)

Dimensions

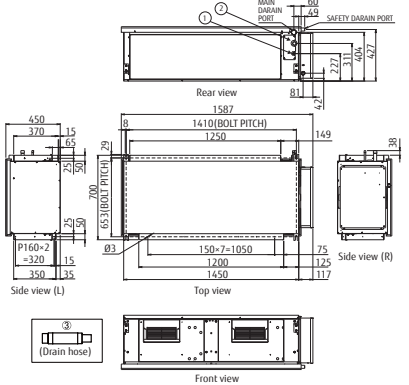
(Unit : mm)

Models: ARXC036 / ARXC45 / ARXC60



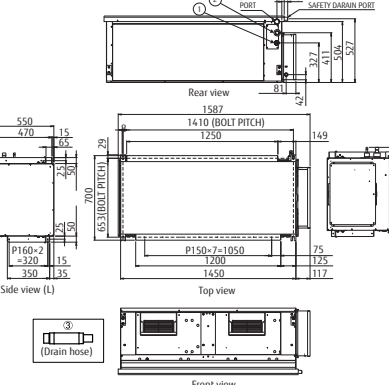
- ① Refrigerant piping flare connection (Liquid)
- ② Refrigerant piping flare connection (Gas)
- ③ Drain piping connection (safety drain pan)
- ④ Drain piping connection (Main drain pan)

Models: ARXC072 / ARXC090



- ① Refrigerant pipe flare connection (Liquid)
- ② Refrigerant pipe flare connection (Gas)
- ③ Drain hose

Models: ARXC096



- ① Refrigerant pipe flare connection (Liquid)
- ② Refrigerant pipe flare connection (Gas)
- ③ Drain hose

High Static  
Pressure Duct  
High Efficiency



Large airflow volume

It can be installed in places such as early replacement of air required by large airflow volume.

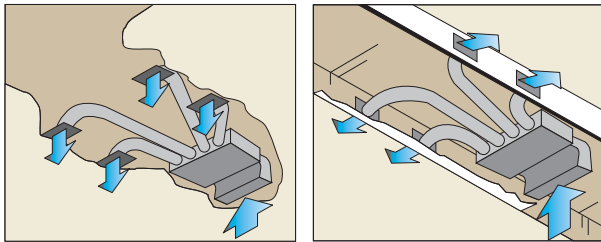


Selectable with a wide range of static pressure

Static pressure range  
**50 to 250Pa**



Installation styles



Model : ARXQ030GTAH \* Production by order



Specifications

Model name			ARXQ030GTAH	
Power source			Single phase, ~230V, 50Hz	
Capacity	Cooling	kW	9.0	
	Heating		10.0	
Input power		W	306	
Airflow rate	High	m³/h	3,200	
	Med		—	
	Low		—	
Static pressure range		Pa	50 to 250	
Standard static pressure			50	
Sound pressure level	High	dB(A)	40	
	Med		—	
	Low		—	
Net Dimensions (H × W × D)		mm	450 × 1,587 × 700	
Weight		kg(lbs)	84 (185)	
Connection pipe diameter	Liquid	mm	9.52 (Flare)	
	Gas		15.88 (Flare)	
Drain hose diameter (I.D./O.D.)				25/32

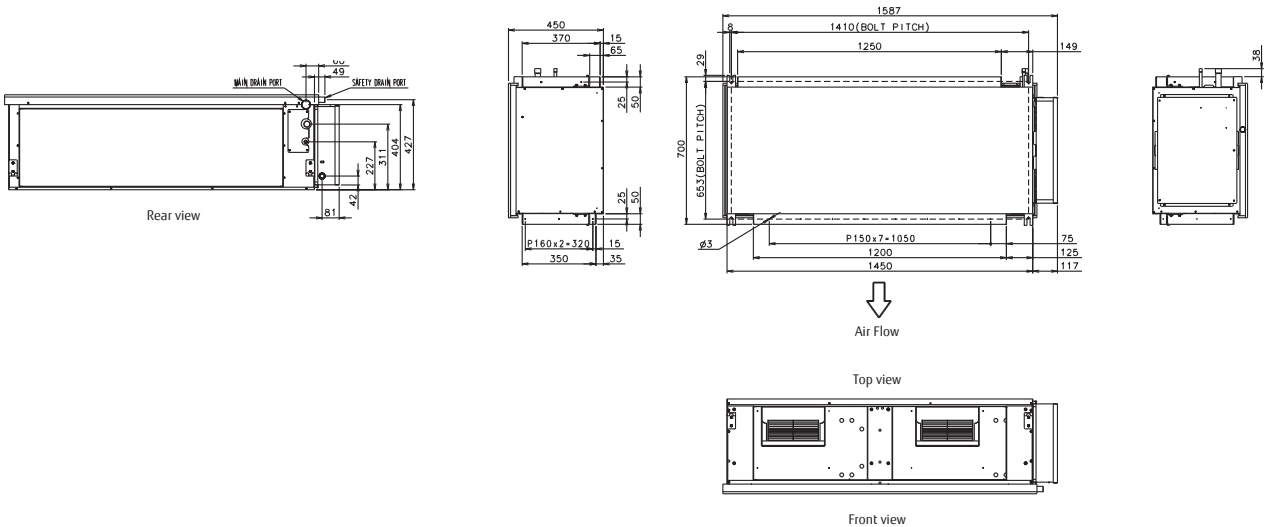
Note : Specifications are based on the following conditions.  
Cooling : Indoor temperature of 27°CDB / 19°CWB, and outdoor temperature of 35°CDB / 24°CWB.  
Heating : Indoor temperature of 20°CDB / (15°CWB), and outdoor temperature of 7°CDB / 6°CWB.  
Pipe length : 7.5 m; Height difference between outdoor unit and indoor unit : 0 m. Voltage : 230 [V].  
\*High Static Pressure Duct High Efficiency can be connected to V-III Series and VR-IV Series.

Optional parts

Remote Sensor Unit : UTY-XSZX  
IR Receiver unit : UTY-TRHX

Dimensions

(Unit : mm)



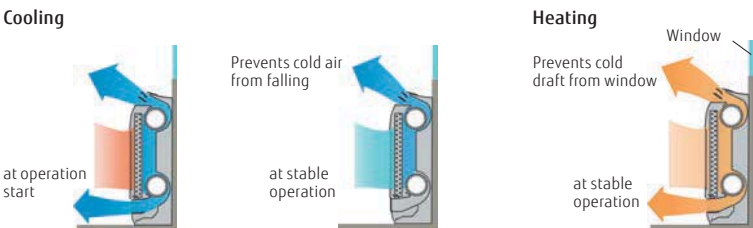


Compact floor



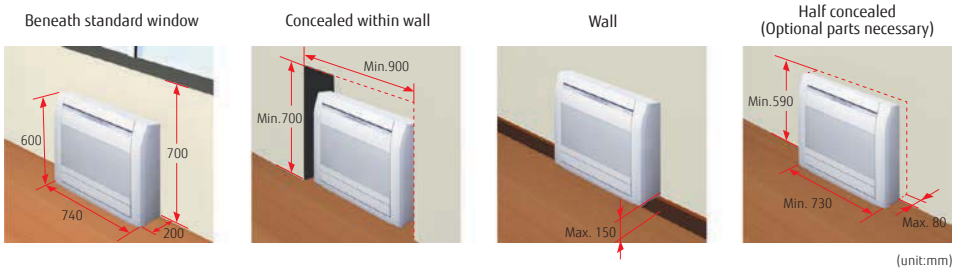
2-Fan & Wide airflow

Individual vertical airflow by 2-fan can control the whole room comfortably.



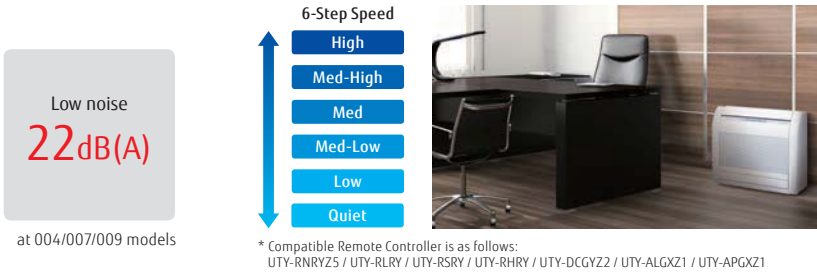
Flexible & easy installation

Due to compact and whole surface suction method model, floor, concealed, half concealed, or wall mounted installation can be available to match the room layout.



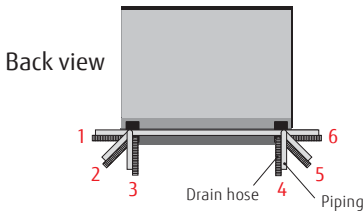
Quiet operation

Quiet operation is realized by 6 fan speed control. (via 2 wire controller)



Flexible piping connection 6 direction of drain & piping

Drain hose and piping can be drawn flexibly in the right, left, side, and down directions



Model : AGYA004GCGH / AGYA007GCGH / AGYA009GCGH  
AGYA012GCGH / AGYA014GCGH  
[EEV external]  
AGYE004GCEH / AGYE007GCEH / AGYE009GCEH  
AGYE012GCEH / AGYE014GCEH



Specifications

Model name			AGYA004GCGH	AGYA007GCGH	AGYA009GCGH	AGYA012GCGH	AGYA014GCGH	AGYE004GCEH	AGYE007GCEH	AGYE009GCEH	AGYE012GCEH	AGYE014GCEH
Power source			Single phase, ~230V, 50Hz						Single phase, ~230V, 50Hz			
Capacity	Cooling	kW	1.1	2.2	2.8	3.6	4.0	1.1	2.2	2.8	3.6	4.0
	Heating		1.3	2.8	3.2	4.0	4.5	1.3	2.8	3.2	4.0	4.5
Input power		W	12/14	16	17	22	29	14	16	17	22	29
Airflow rate	High	m³/h	380 / 430	470	500	590	670	380 / 430	470	500	590	670
	Med-High		350	420	450	520	590	350	420	450	520	590
	Med		320	390	400	470	520	320	390	400	470	520
	Med-Low		310	360	360	420	450	310	360	360	420	450
	Low		280	330	330	390	390	280	330	330	390	390
	Quiet		210	270	270	340	340	210	270	270	340	340
Sound pressure level	High	dB(A)	35 / 36	37	38	42	46	35 / 36	37	38	42	46
	Med-High		33	35	36	39	42	33	35	36	39	42
	Med		31	33	34	37	39	31	33	34	37	39
	Med-Low		30	31	31	35	36	30	31	31	35	36
	Low		28	29	29	33	33	28	29	29	33	33
	Quiet		22	22	22	30	30	22	22	22	30	30
Net Dimensions (H × W × D)		mm	600 × 740 × 200						600 × 740 × 200			
Weight		kg(lbs)	15.0 (33.0)	15.0 (33.0)	15.0 (33.0)	15.0 (33.0)	15.0 (33.0)	14.5 (32.0)	14.5 (32.0)	14.5 (32.0)	14.5 (32.0)	14.5 (32.0)
Connection pipe diameter	Liquid (Flare)	mm	6.35	6.35	6.35	6.35	6.35	6.35	6.35	6.35	6.35	6.35
	Gas (Flare)		9.52	9.52	9.52	12.70	12.70	9.52	9.52	9.52	12.70	12.70
Drain hose diameter (I.D./O.D.)			13.8/15.8to16.7						13.8/15.8to16.7			
EV Kit (option)			-						UTR-EV09XB		UTR-EV14XB	

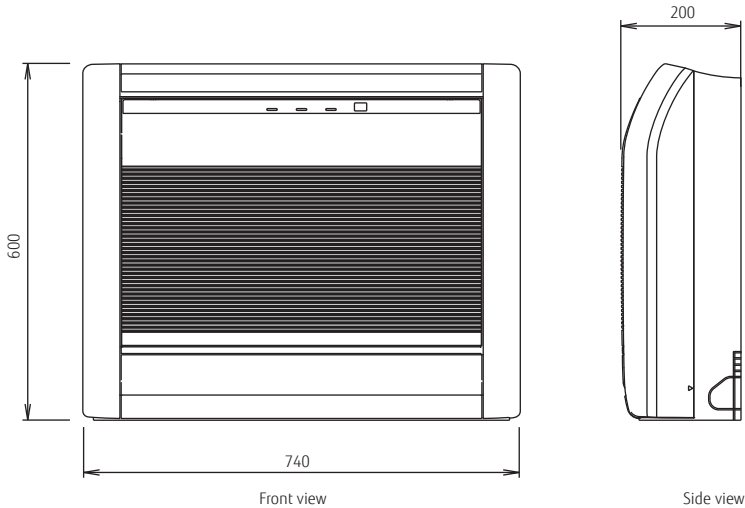
Note : Specifications are based on the following conditions.  
Cooling : Indoor temperature of 27°CDB / 19°CWB, and outdoor temperature of 35°CDB / 24°CWB.  
Heating : Indoor temperature of 20°CDB / (15°CWB), and outdoor temperature of 7°CDB / 6°CWB.  
Pipe length : 7.5 m; Height difference between outdoor unit and indoor unit : 0 m. Voltage : 230 [V].  
When AGYA004/007/009GCGH, AGYE004/007/009GCEH are connected to the outdoor unit other than J-IVL, gas pipe diameter should be Ø12.70.

Optional parts

Half concealed kit: UTR-STA  
External Power Supply Unit: UTZ-GXXA  
Wireless LAN Interface: UTY-TFSXZ1  
Silver Ion Filter: UTR-FA03-5

Dimensions

(Unit : mm)



Floor / Ceiling



Flexible installation

Example for floor installation  
Floor console

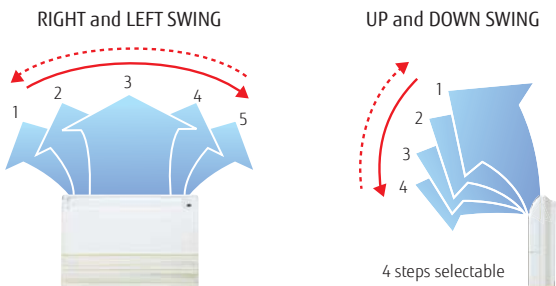


Example for ceiling installation  
Under ceiling



Double auto swing

A combination of up/down and right/left directional swing allows three-dimensional air direction control.




High power DC fan motor

- High power
- Wide rotation range
- High efficiency



Compact design

Symmetrical, slim and compact design.



Model : ABYA012GTEH / ABYA014GTEH / ABYA018GTEH / ABYA024GTEH



Specifications

Model name			ABYA012GTEH	ABYA014GTEH	ABYA018GTEH	ABYA024GTEH
Power source			Single phase, ~230V, 50Hz			
Capacity	Cooling	kW	3.6	4.5	5.6	7.1
	Heating		4.0	5.0	6.3	8.0
Input power		W	30	42	74	99
Airflow rate	High	m³/h	660	780	1,000	1,000
	Med-High		620	740	910	930
	Med		580	690	830	870
	Med-Low		550	640	750	800
	Low		520	600	660	740
	Quiet		490	550	580	680
Sound pressure level	High	dB(A)	36	40	46	47
	Med-High		34	39	44	45
	Med		33	38	42	43
	Med-Low		31	36	40	41
	Low		29	35	37	39
	Quiet		28	34	35	37
Net Dimensions (H × W × D)		mm	199 × 990 × 655	199 × 990 × 655	199 × 990 × 655	199 × 990 × 655
Weight		kg(lbs)	25 (55)	26 (57)	26 (57)	27 (60)
Connection pipe diameter	Liquid (Flare)	mm	6.35	6.35	6.35	9.52
	Gas (Flare)		12.70	12.70	12.70	15.88
Drain hose diameter (I.D./O.D.)			25/32			

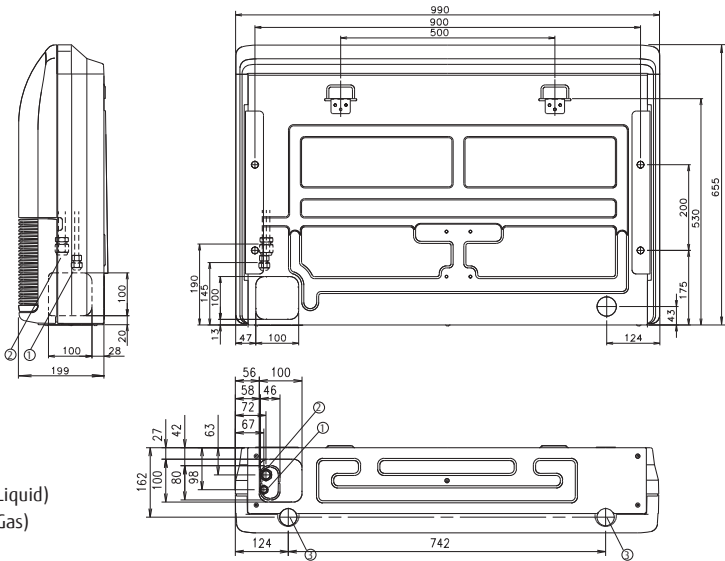
Note : Specifications are based on the following conditions.  
Cooling : Indoor temperature of 27°CDB / 19°CWB, and outdoor temperature of 35°CDB / 24°CWB.  
Heating : Indoor temperature of 20°CDB / (15°CWB), and outdoor temperature of 7°CDB / 6°CWB.  
Pipe length : 7.5 m; Height difference between outdoor unit and indoor unit : 0 m. Voltage : 230 [V].

Optional parts

External Power Supply Unit : UTZ-GXXA  
Wireless LAN Interface : UTY-TFSXZ1

Dimensions

(Unit : mm)



- ① Refrigerant piping flare connection (Liquid)
- ② Refrigerant piping flare connection (Gas)
- ③ Drain piping connection



Ceiling



Installation

**Open**

General installation pattern which suspends the indoor unit from the ceiling.

**Concealed**

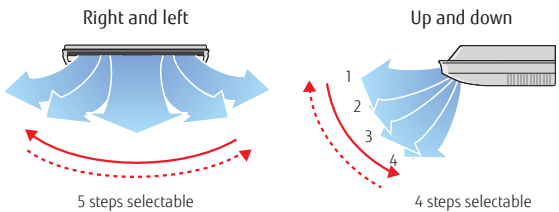
Installation pattern where part of the indoor unit is embedded into the ceiling.

**Wall mounted** (Field Supplied)

Installation which fixes the indoor unit to the wall by the use of wall brackets (Field supplied). This type of installation can be used when the ceiling space is insufficient.

Double auto swing and wide airflow

Auto airflow direction and auto swing



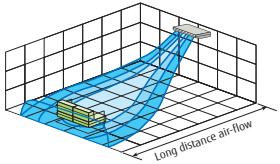
High power DC fan motor

- High power
- Wide rotation range
- High efficiency

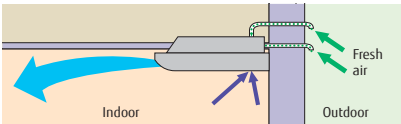


Long airflow

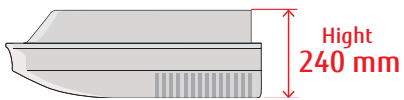
Long Airflow ensures comfort to every corner of a large room.



Fresh air intake



Slim & Compact design



Model : ABYA030GTEH / ABYA036GTEH / ABYA045GTEH / ABYA054GTEH



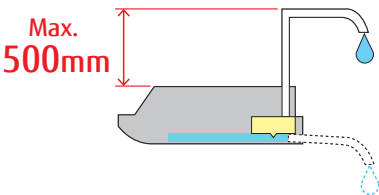
Specifications

Model name			ABYA030GTEH	ABYA036GTEH	ABYA045GTEH	ABYA054GTEH
Power source			Single phase, ~230V, 50Hz			
Capacity	Cooling	kW	9.0	11.2	12.5	14.0
	Heating		10.0	12.5	14.0	16.0
Input power		W	66	85	131	180
Airflow rate	High	m³/h	1,630	1,690	2,010	2,270
	Med-High		1,520	1,560	1,840	2,070
	Med		1,420	1,450	1,690	1,860
	Med-Low		1,320	1,360	1,530	1,660
	Low		1,220	1,270	1,380	1,470
	Quiet		1,140	1,170	1,230	1,280
Sound pressure level	High	dB(A)	42	45	48	51
	Med-High		40	41	46	49
	Med		39	39	45	46
	Med-Low		37	38	41	43
	Low		35	36	38	40
	Quiet		33	34	35	36
Net Dimensions (H × W × D)		mm	240 × 1,660 × 700	240 × 1,660 × 700	240 × 1,660 × 700	240 × 1,660 × 700
Weight		kg(lbs)	46 (101)	48 (106)	48 (106)	48 (106)
Connection pipe diameter	Liquid (Flare)	mm	9.52	9.52	9.52	9.52
	Gas (Flare)		15.88	15.88	15.88	15.88
Drain hose diameter (I.D./O.D.)			25/32			

Note : Specifications are based on the following conditions.  
Cooling : Indoor temperature of 27°CDB / 19°CWB, and outdoor temperature of 35°CDB / 24°CWB.  
Heating : Indoor temperature of 20°CDB / (15°CWB), and outdoor temperature of 7°CDB / 6°CWB.  
Pipe length : 7.5 m; Height difference between outdoor unit and indoor unit : 0 m. Voltage : 230 [V].

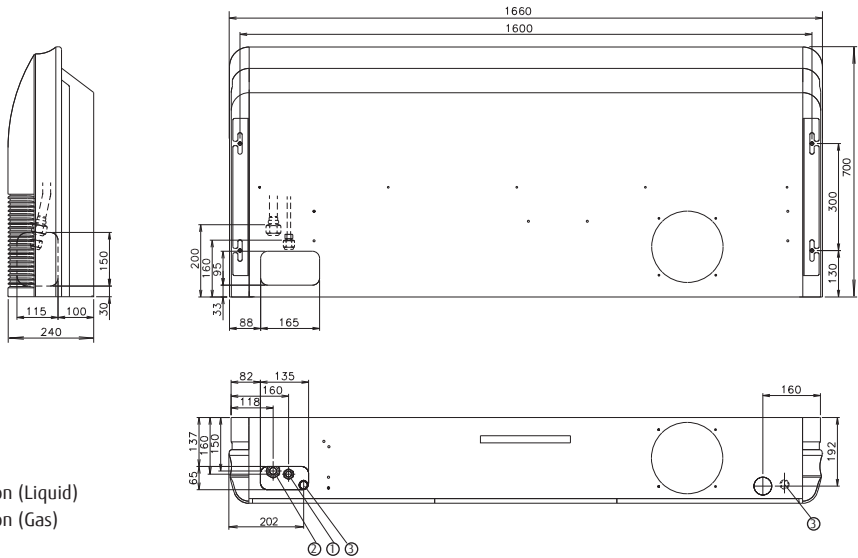
Optional parts

- Drain Pump Unit : UTR-DPB24T  
Flange : UTD-RF204  
External Power Supply Unit : UTZ-GXXA  
Wireless LAN Interface : UTY-TFSX21



Dimensions

(Unit : mm)



- ① Refrigerant piping flare connection (Liquid)  
② Refrigerant piping flare connection (Gas)  
③ Drain piping connection

Wall Mounted



High efficient compact design

The 004-014 model has a common design. High efficient compact design has been achieved by mounting a high density and large heat exchanger. Compact body makes it possible to install discretely even in a meeting or office room and comfortable air conditioning is provided.

High density heat exchanger

$\phi 5$

**Making the tube thin: 5mm**

Increase of heat exchanger volume by high density and adopting sub heat exchanger

More comfort airflow

Comfortable air conditioning is provided by mounting our unique power diffuser.

**Heating**

Vertical airflow provides powerful floor level heating

**Cooling**

Horizontal airflow does not blow cool air directly at the occupants in the room.

Quiet operation & 6 Fan Speed Control

Drastic low noise is achieved by new airflow structure. Multistep airflow control is possible to suit the environment.

43dB(A)

37dB(A)

**-14 %**

Current model    **New model!**

(009 model : Hi)

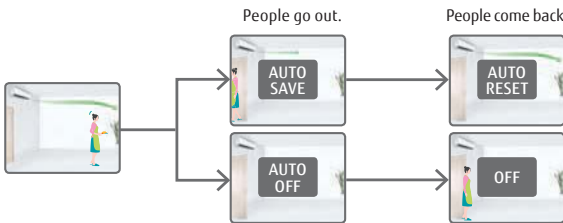
**6-Step Speed**

- High
- Med-High
- Med
- Med-Low
- Low
- Quiet

\* Compatible Remote Controller is as follows:  
UTY-RNRY25 / UTY-RLRY / UTY-RSRY / UTY-RHRY / UTY-DCGY22 / UTY-ALGX21 / UTY-APGX21

Human sensor increases more energy saving

Energy saving operation starts automatically by detecting the motion of a person. 2 modes of save operation mode and stop mode can be selected.



Model : ASYA004GCGH / ASYA007GCGH / ASYA009GCGH  
ASYA012GCGH / ASYA014GCGH

[EEV external]  
ASYE004GCEH / ASYE007GCEH / ASYE009GCEH  
ASYE012GCEH / ASYE014GCEH



Specifications

Model name			ASYA004GCGH	ASYA007GCGH	ASYA009GCGH	ASYA012GCGH	ASYA014GCGH	ASYE004GCEH	ASYE007GCEH	ASYE009GCEH	ASYE012GCEH	ASYE014GCEH
Power source			Single phase, ~230V, 50Hz					Single phase, ~230V, 50Hz				
Capacity	Cooling	kW	1.1	2.2	2.8	3.6	4.0	1.1	2.2	2.8	3.6	4.0
	Heating		1.3	2.8	3.2	4.0	4.5	1.3	2.8	3.2	4.0	4.5
Input power		W	12	19	20	25	36	12	19	34	25	36
Airflow rate	High	m³/h	450	550	610	690	800	450	550	610	690	800
	Med-High		430	510	560	610	740	430	510	560	610	740
	Med		400	470	510	560	680	400	470	510	560	680
	Med-Low		380	410	440	530	610	380	410	440	530	610
	Low		360	360	360	470	550	360	360	360	470	550
	Quiet		310	310	310	330	330	310	310	310	330	330
Sound pressure level	High	dB(A)	31	34	37	40	44	31	35	43	40	44
	Med-High		30	32	35	37	42	30	32	38	37	42
	Med		28	30	32	35	40	28	30	34	35	40
	Med-Low		27	28	29	33	37	27	27	29	33	37
	Low		26	26	26	30	34	26	24	24	30	34
	Quiet		22	22	22	24	24	22	22	22	24	24
Net Dimensions (H × W × D)		mm	268 × 840 × 203					268 × 840 × 203				
Weight		kg(lbs)	8.0 (18.0)	8.5 (19.0)	8.5 (19.0)	8.5 (19.0)	8.5 (19.0)	8.0 (18.0)	8.5 (19.0)	8.5 (19.0)	8.5 (19.0)	8.5 (19.0)
Connection pipe diameter	Liquid (Flare)	mm	6.35	6.35	6.35	6.35	6.35	6.35	6.35	6.35	6.35	6.35
	Gas (Flare)		9.52	9.52	9.52	12.70	12.70	9.52	9.52	9.52	12.70	12.70
Drain hose diameter (I.D./O.D.)			13.8/15.8 to 16.7					13.8/15.8 to 16.7				
EV Kit (option)			—					UTR-EV09XB		UTR-EV14XB		

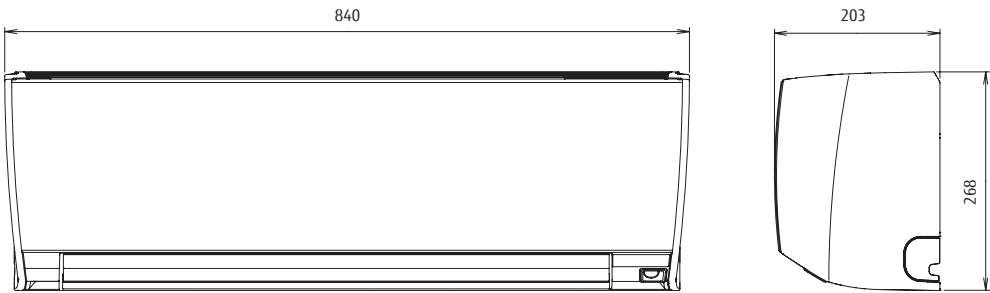
Note : Specifications are based on the following conditions.  
Cooling : Indoor temperature of 27°CDB / 19°CWB, and outdoor temperature of 35°CDB / 24°CWB.  
Heating : Indoor temperature of 20°CDB / (15°CWB), and outdoor temperature of 7°CDB / 6°CWB.  
Pipe length : 7.5 m; Height difference between outdoor unit and indoor unit : 0 m. Voltage : 230 [V].  
When ASY\*004G\*\*H, ASY\*007G\*\*H, ASY\*009G\*\*H are connected to the outdoor unit other than J-IVL, gas pipe diameter should be Ø12.70.

Optional parts

External Power Supply Unit : UTZ-GXXA  
Wireless LAN Interface : UTY-TFSXZ1  
Silver Ion Filter : UTR-FA16-5

Dimensions

(Unit : mm)






Wall Mounted

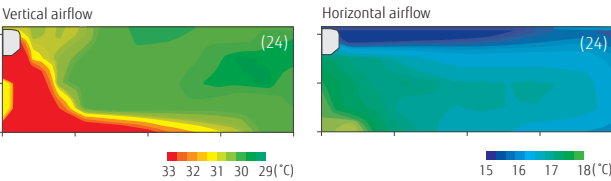


Powerful & Comfort airflow

Powerful Airflow  
(ASYA030GTEH)



Power diffuser  
(ASYA18/24GBCH)



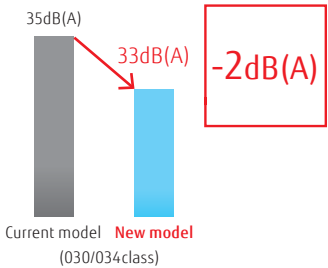
Human sensor (ASYA030/034GTEH only)

A human sensor senses the movement of humans to reduce operation when one is in the room. the energy consumption is reduced automatically to keep down electricity bills.  
\* Touch Panel Wired RC (UTY-RNRYZ5) and Central Remote Controller(UTY-DCGYZ2) only



Quiet operation & 6 Fan speed control

Drastic low noise is achieved by new airflow structure. In addition, multistep quiet operation is available by 6-step sound level settings.



- 6-Step Speed
- High
  - Med-High
  - Med
  - Med-Low
  - Low
  - Quiet



\* Compatible Remote Controller is as follows:  
UTY-RNRYZ5 / UTY-RLRY / UTY-RSRY / UTY-RHRY / UTY-DCGYZ2 / UTY-ALGXZ1 / UTY-APGXZ1

Model : ASYA18GBCH / ASYA24GBCH  
ASYA030GTEH / ASYA034GTEH



ASYA18/24GBCH



ASYA030/034GTEH

Specifications

Model name			ASYA18GBCH	ASYA24GBCH	ASYA030GTEH	ASYA034GTEH
Power source			Single phase, ~230V, 50Hz		Single phase, ~230V, 50Hz	
Capacity	Cooling	kW	5.6	7.1	9.0	10.0
	Heating		6.3	8.0	10.0	11.2
Input power		W	32	60	74	103
Airflow rate	High	m³/h	840	1,100	1,440	1,620 / 1,520
	Med-High		-	-	1,200	1,300
	Med		770	910	1,050	1,120
	Med-Low		-	-	940	980
	Low		690	730	890	890
	Quiet		-	-	700	700
Sound pressure level	High	dB(A)	41	48	53	55 / 54
	Med-High		-	-	49	51
	Med		39	43	45	47
	Med-Low		-	-	42	43
	Low		35	35	39	39
	Quiet		-	-	33	33
Net Dimensions (H × W × D)		mm	320 × 998 × 238	320 × 998 × 238	340 × 1,150 × 280	340 × 1,150 × 280
Weight		kg(lbs)	15 (33)	15 (33)	18 (40)	18 (40)
Connection pipe diameter	Liquid (Flare)	mm	6.35	9.52	9.52	9.52
	Gas (Flare)		12.70	15.88	15.88	15.88
Drain hose diameter (I.D./O.D.)			12/16		13.8/15.8 to16.7	

Note : Specifications are based on the following conditions.  
Cooling : Indoor temperature of 27°CDB / 19°CWB, and outdoor temperature of 35°CDB / 24°CWB.  
Heating : Indoor temperature of 20°CDB / (15°CWB), and outdoor temperature of 7°CDB / 6°CWB.  
Pipe length : 7.5 m; Height difference between outdoor unit and indoor unit : 0 m. Voltage : 230 [V].  
When ASYA18GBCH is connected to the outdoor unit other than J-IVL, pipe diameter should be Ø9.52/Ø15.88 (Liq/Gas).

Optional parts

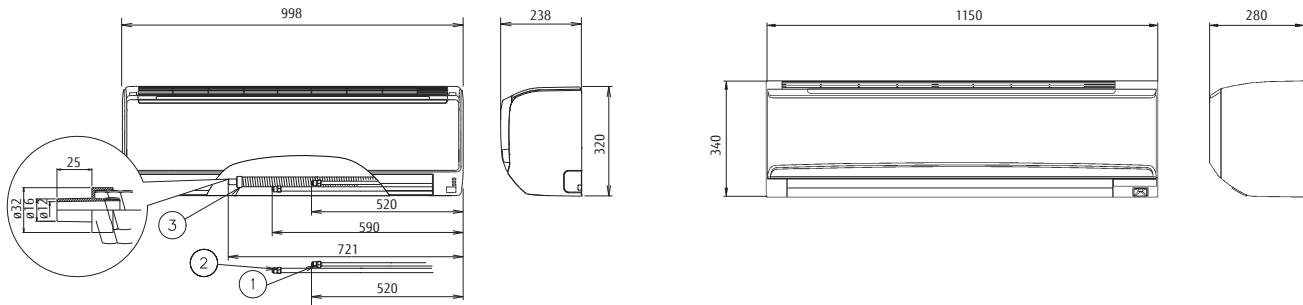
External Power Supply Unit : UTZ-GXXA (030/034)  
Wireless LAN Interface : UTY-TFSXZ1 (030/034)  
Silver Ion Filter: UTR-FA13-3

Dimensions

(Unit : mm)

Models: ASYA18 / ASYA24

Models: ASYA030 / ASYA034



- ① Refrigerant piping flare connection (Liquid)
- ② Refrigerant piping flare connection (Gas)
- ③ Drain piping connection